

IRS e-file Signature Authorization

▶ **ERO must obtain and retain completed Form 8879.**
▶ **Go to www.irs.gov/Form8879 for the latest information.**

Submission Identification Number (SID) ▶

Taxpayer's name RAJESH P CHITUPE	Social security number 335-08-8113
Spouse's name APARNA R CHITUPE	Spouse's social security number 359-08-9314

Part I Tax Return Information – Tax Year Ending December 31, (Enter year you are authorizing.)

Enter whole dollars only on lines 1 through 5.

Note: Form 1040-SS filers use line 4 only. Leave lines 1, 2, 3, and 5 blank.

1 Adjusted gross income	1	143,238.
2 Total tax	2	15,111.
3 Federal income tax withheld from Form(s) W-2 and Form(s) 1099	3	15,795.
4 Amount you want refunded to you	4	1,655.
5 Amount you owe	5	

Part II Taxpayer Declaration and Signature Authorization (Be sure you get and keep a copy of your return)

Under penalties of perjury, I declare that I have examined a copy of the income tax return (original or amended) I am now authorizing, and to the best of my knowledge and belief, it is true, correct, and complete. I further declare that the amounts in Part I above are the amounts from the income tax return (original or amended) I am now authorizing. I consent to allow my intermediate service provider, transmitter, or electronic return originator (ERO) to send my return to the IRS and to receive from the IRS (a) an acknowledgement of receipt or reason for rejection of the transmission, (b) the reason for any delay in processing the return or refund, and (c) the date of any refund. If applicable, I authorize the U.S. Treasury and its designated Financial Agent to initiate an ACH electronic funds withdrawal (direct debit) entry to the financial institution account indicated in the tax preparation software for payment of my federal taxes owed on this return and/or a payment of estimated tax, and the financial institution to debit the entry to this account. This authorization is to remain in full force and effect until I notify the U.S. Treasury Financial Agent to terminate the authorization. To revoke (cancel) a payment, I must contact the U.S. Treasury Financial Agent at **1-888-353-4537**. Payment cancellation requests must be received no later than 2 business days prior to the payment (settlement) date. I also authorize the financial institutions involved in the processing of the electronic payment of taxes to receive confidential information necessary to answer inquiries and resolve issues related to the payment. I further acknowledge that the personal identification number (PIN) below is my signature for the income tax return (original or amended) I am now authorizing and, if applicable, my Electronic Funds Withdrawal Consent.

Taxpayer's PIN: check one box only

I authorize GLOBAL TAXES LLC to enter or generate my PIN

8	8	1	1	3
---	---	---	---	---

 as my signature on the income tax return (original or amended) I am now authorizing. **Enter five digits, but don't enter all zeros**

I will enter my PIN as my signature on the income tax return (original or amended) I am now authorizing. Check this box **only** if you are entering your own PIN **and** your return is filed using the Practitioner PIN method. The ERO must complete Part III below.

Your signature ▶ _____ Date ▶ _____

Spouse's PIN: check one box only

I authorize GLOBAL TAXES LLC to enter or generate my PIN

8	9	3	1	4
---	---	---	---	---

 as my signature on the income tax return (original or amended) I am now authorizing. **Enter five digits, but don't enter all zeros**

I will enter my PIN as my signature on the income tax return (original or amended) I am now authorizing. Check this box **only** if you are entering your own PIN **and** your return is filed using the Practitioner PIN method. The ERO must complete Part III below.

Spouse's signature ▶ _____ Date ▶ _____

Practitioner PIN Method Returns Only—continue below

Part III Certification and Authentication – Practitioner PIN Method Only

ERO's EFIN/PIN. Enter your six-digit EFIN followed by your five-digit self-selected PIN.

5	8	7	2	7	8	6	1	9	8	9
---	---	---	---	---	---	---	---	---	---	---

Don't enter all zeros

I certify that the above numeric entry is my PIN, which is my signature for the electronic individual income tax return (original or amended) I am now authorized to file for tax year indicated above for the taxpayer(s) indicated above. I confirm that I am submitting this return in accordance with the requirements of the Practitioner PIN method and **Pub. 1345**, Handbook for Authorized IRS e-file Providers of Individual Income Tax Returns.

ERO's signature ▶ _____ Date ▶ _____

ERO Must Retain This Form – See Instructions
Don't Submit This Form to the IRS Unless Requested To Do So

Filing Status [] Single [X] Married filing jointly [] Married filing separately (MFS) [] Head of household (HOH) [] Qualifying widow(er) (QW)
Check only one box. If you checked the MFS box, enter the name of your spouse. If you checked the HOH or QW box, enter the child's name if the qualifying person is a child but not your dependent

Your first name and middle initial: RAJESH P, Last name: CHITUPE, Your social security number: 335-08-8113
If joint return, spouse's first name and middle initial: APARNA R, Last name: CHITUPE, Spouse's social security number: 359-08-9314
Home address: 16310 LYDIA HILL DRIVE, Apt. no.: 2324
City: CHESTERFIELD, State: MO, ZIP code: 63017
Foreign country name: Foreign province/state/county: Foreign postal code:
Presidential Election Campaign: [] You [] Spouse

At any time during 2020, did you receive, sell, send, exchange, or otherwise acquire any financial interest in any virtual currency? [] Yes [X] No

Standard Deduction Someone can claim: [] You as a dependent [] Your spouse as a dependent
[] Spouse itemizes on a separate return or you were a dual-status alien

Age/Blindness You: [] Were born before January 2, 1956 [] Are blind Spouse: [] Was born before January 2, 1956 [] Is blind

Table with 6 columns: (1) First name, Last name, (2) Social security number, (3) Relationship to you, (4) Child tax credit, Credit for other dependents. Rows for SIDDHANT R CHITUPE and ARJUN R CHITUPE.

Main income table with columns 1-15. Line 1: 136,173. Line 2a: Tax-exempt interest. Line 3a: 40. Line 7: 9,507. Line 8: -2,235. Line 9: 143,538. Line 10b: 300. Line 10c: 300. Line 11: 143,238. Line 12: 24,800. Line 14: 24,800. Line 15: 118,438.

For Disclosure, Privacy Act, and Paperwork Reduction Act Notice, see separate instructions.

16	Tax (see instructions). Check if any from Form(s): 1 <input type="checkbox"/> 8814 2 <input type="checkbox"/> 4972 3 <input type="checkbox"/> _____	16	17,611.
17	Amount from Schedule 2, line 3	17	0.
18	Add lines 16 and 17	18	17,611.
19	Child tax credit or credit for other dependents	19	2,500.
20	Amount from Schedule 3, line 7	20	
21	Add lines 19 and 20	21	2,500.
22	Subtract line 21 from line 18. If zero or less, enter -0-	22	15,111.
23	Other taxes, including self-employment tax, from Schedule 2, line 10	23	0.
24	Add lines 22 and 23. This is your total tax	24	15,111.
25	Federal income tax withheld from:		
a	Form(s) W-2	25a	15,795.
b	Form(s) 1099	25b	
c	Other forms (see instructions)	25c	
d	Add lines 25a through 25c	25d	15,795.
26	2020 estimated tax payments and amount applied from 2019 return	26	
27	Earned income credit (EIC)	27	
28	Additional child tax credit. Attach Schedule 8812	28	
29	American opportunity credit from Form 8863, line 8	29	
30	Recovery rebate credit. See instructions	30	
31	Amount from Schedule 3, line 13	31	971.
32	Add lines 27 through 31. These are your total other payments and refundable credits	32	971.
33	Add lines 25d, 26, and 32. These are your total payments	33	16,766.

Refund

34	If line 33 is more than line 24, subtract line 24 from line 33. This is the amount you overpaid	34	1,655.
35a	Amount of line 34 you want refunded to you . If Form 8888 is attached, check here <input type="checkbox"/>	35a	1,655.
b	Routing number 071000013	c	Type: <input checked="" type="checkbox"/> Checking <input type="checkbox"/> Savings
d	Account number 258115050		
36	Amount of line 34 you want applied to your 2021 estimated tax	36	

Amount You Owe

37	Subtract line 33 from line 24. This is the amount you owe now	37	
	Note: Schedule H and Schedule SE filers, line 37 may not represent all of the taxes you owe for 2020. See Schedule 3, line 12e, and its instructions for details.		
38	Estimated tax penalty (see instructions)	38	

Third Party Designee

Do you want to allow another person to discuss this return with the IRS? See instructions **Yes**. Complete below. **No**

Designee's name _____ Phone no. _____ Personal identification number (PIN) _____

Sign Here

Under penalties of perjury, I declare that I have examined this return and accompanying schedules and statements, and to the best of my knowledge and belief, they are true, correct, and complete. Declaration of preparer (other than taxpayer) is based on all information of which preparer has any knowledge.

Your signature	Date	Your occupation EMPLOYED	If the IRS sent you an Identity Protection PIN, enter it here (see inst.)
Spouse's signature. If a joint return, both must sign.	Date	Spouse's occupation HOME MAKER	If the IRS sent your spouse an Identity Protection PIN, enter it here (see inst.)
Phone no.	Email address		

Paid Preparer Use Only

Preparer's name SYAM PRIYA RAM SAGAR GUPTA TALLAM	Preparer's signature SYAM PRIYA RAM SAGAR GUPTA TALLAM	Date 02/14/2021	PTIN P02082703	Check if: <input type="checkbox"/> Self-employed
Firm's name GLOBAL TAXES LLC	Firm's address 2530 Pebble Creek Ln Cumming GA 30041		Phone no. (678) 965-9522	Firm's EIN 30-1017196

• If you have a qualifying child, attach Sch. EIC.
• If you have nontaxable combat pay, see instructions.

**SCHEDULE 1
(Form 1040)**

Department of the Treasury
Internal Revenue Service

Additional Income and Adjustments to Income

▶ **Attach to Form 1040, 1040-SR, or 1040-NR.**
▶ **Go to www.irs.gov/Form1040 for instructions and the latest information.**

OMB No. 1545-0074

2020
Attachment
Sequence No. **01**

Name(s) shown on Form 1040, 1040-SR, or 1040-NR
RAJESH P & APARNA R CHITUPE

Your social security number
335-08-8113

Part I Additional Income

1	Taxable refunds, credits, or offsets of state and local income taxes	1	
2a	Alimony received	2a	
b	Date of original divorce or separation agreement (see instructions) ▶ _____		
3	Business income or (loss). Attach Schedule C	3	
4	Other gains or (losses). Attach Form 4797	4	
5	Rental real estate, royalties, partnerships, S corporations, trusts, etc. Attach Schedule E	5	-2,254.
6	Farm income or (loss). Attach Schedule F	6	
7	Unemployment compensation	7	
8	Other income. List type and amount ▶ <u>Substitute Payment from 1099-Misc</u> 19. _____	8	19.
9	Combine lines 1 through 8. Enter here and on Form 1040, 1040-SR, or 1040-NR, line 8	9	-2,235.

Part II Adjustments to Income

10	Educator expenses	10	
11	Certain business expenses of reservists, performing artists, and fee-basis government officials. Attach Form 2106	11	
12	Health savings account deduction. Attach Form 8889	12	
13	Moving expenses for members of the Armed Forces. Attach Form 3903	13	
14	Deductible part of self-employment tax. Attach Schedule SE	14	
15	Self-employed SEP, SIMPLE, and qualified plans	15	
16	Self-employed health insurance deduction	16	
17	Penalty on early withdrawal of savings	17	
18a	Alimony paid	18a	
b	Recipient's SSN ▶ _____		
c	Date of original divorce or separation agreement (see instructions) ▶ _____		
19	IRA deduction	19	
20	Student loan interest deduction	20	
21	Tuition and fees deduction. Attach Form 8917	21	
22	Add lines 10 through 21. These are your adjustments to income . Enter here and on Form 1040, 1040-SR, or 1040-NR, line 10a	22	

**SCHEDULE 3
(Form 1040)**

Department of the Treasury
Internal Revenue Service

Additional Credits and Payments

▶ Attach to Form 1040, 1040-SR, or 1040-NR.
▶ Go to www.irs.gov/Form1040 for instructions and the latest information.

OMB No. 1545-0074

2020
Attachment
Sequence No. **03**

Name(s) shown on Form 1040, 1040-SR, or 1040-NR
RAJESH P & APARNA R CHITUPE

Your social security number
335-08-8113

Part I Nonrefundable Credits

1	Foreign tax credit. Attach Form 1116 if required	1	
2	Credit for child and dependent care expenses. Attach Form 2441	2	
3	Education credits from Form 8863, line 19	3	
4	Retirement savings contributions credit. Attach Form 8880	4	
5	Residential energy credits. Attach Form 5695	5	
6	Other credits from Form: a <input type="checkbox"/> 3800 b <input type="checkbox"/> 8801 c <input type="checkbox"/> _____	6	
7	Add lines 1 through 6. Enter here and on Form 1040, 1040-SR, or 1040-NR, line 20	7	

Part II Other Payments and Refundable Credits

8	Net premium tax credit. Attach Form 8962	8	
9	Amount paid with request for extension to file (see instructions)	9	
10	Excess social security and tier 1 RRTA tax withheld	10	971.
11	Credit for federal tax on fuels. Attach Form 4136	11	
12	Other payments or refundable credits:		
a	Form 2439	12a	
b	Qualified sick and family leave credits from Schedule(s) H and Form(s) 7202	12b	
c	Health coverage tax credit from Form 8885	12c	
d	Other: _____	12d	
e	Deferral for certain Schedule H or SE filers (see instructions)	12e	
f	Add lines 12a through 12e	12f	
13	Add lines 8 through 12f. Enter here and on Form 1040, 1040-SR, or 1040-NR, line 31	13	971.

For Paperwork Reduction Act Notice, see your tax return instructions.

BAA

REV 02/07/21 PRO

Schedule 3 (Form 1040) 2020

SCHEDULE D
(Form 1040)

Capital Gains and Losses

OMB No. 1545-0074

2020

Attachment
Sequence No. **12**

Department of the Treasury
Internal Revenue Service (99)

▶ **Attach to Form 1040, 1040-SR, or 1040-NR.**
▶ **Go to www.irs.gov/ScheduleD for instructions and the latest information.**
▶ **Use Form 8949 to list your transactions for lines 1b, 2, 3, 8b, 9, and 10.**

Name(s) shown on return

RAJESH P & APARNA R CHITUPE

Your social security number

335-08-8113

Did you dispose of any investment(s) in a qualified opportunity fund during the tax year? Yes No

If "Yes," attach Form 8949 and see its instructions for additional requirements for reporting your gain or loss.

Part I Short-Term Capital Gains and Losses—Generally Assets Held One Year or Less (see instructions)

See instructions for how to figure the amounts to enter on the lines below.

This form may be easier to complete if you round off cents to whole dollars.

	(d) Proceeds (sales price)	(e) Cost (or other basis)	(g) Adjustments to gain or loss from Form(s) 8949, Part I, line 2, column (g)	(h) Gain or (loss) Subtract column (e) from column (d) and combine the result with column (g)
1a Totals for all short-term transactions reported on Form 1099-B for which basis was reported to the IRS and for which you have no adjustments (see instructions). However, if you choose to report all these transactions on Form 8949, leave this line blank and go to line 1b .				
1b Totals for all transactions reported on Form(s) 8949 with Box A checked	204,365.	195,873.	156.	8,648.
2 Totals for all transactions reported on Form(s) 8949 with Box B checked	28,345.	27,802.		543.
3 Totals for all transactions reported on Form(s) 8949 with Box C checked				
4 Short-term gain from Form 6252 and short-term gain or (loss) from Forms 4684, 6781, and 8824				4
5 Net short-term gain or (loss) from partnerships, S corporations, estates, and trusts from Schedule(s) K-1				5
6 Short-term capital loss carryover. Enter the amount, if any, from line 8 of your Capital Loss Carryover Worksheet in the instructions				6 ()
7 Net short-term capital gain or (loss). Combine lines 1a through 6 in column (h). If you have any long-term capital gains or losses, go to Part II below. Otherwise, go to Part III on the back				7 9,191.

Part II Long-Term Capital Gains and Losses—Generally Assets Held More Than One Year (see instructions)

See instructions for how to figure the amounts to enter on the lines below.

This form may be easier to complete if you round off cents to whole dollars.

	(d) Proceeds (sales price)	(e) Cost (or other basis)	(g) Adjustments to gain or loss from Form(s) 8949, Part II, line 2, column (g)	(h) Gain or (loss) Subtract column (e) from column (d) and combine the result with column (g)
8a Totals for all long-term transactions reported on Form 1099-B for which basis was reported to the IRS and for which you have no adjustments (see instructions). However, if you choose to report all these transactions on Form 8949, leave this line blank and go to line 8b .				
8b Totals for all transactions reported on Form(s) 8949 with Box D checked	2,444.	2,336.	208.	316.
9 Totals for all transactions reported on Form(s) 8949 with Box E checked				
10 Totals for all transactions reported on Form(s) 8949 with Box F checked				
11 Gain from Form 4797, Part I; long-term gain from Forms 2439 and 6252; and long-term gain or (loss) from Forms 4684, 6781, and 8824				11
12 Net long-term gain or (loss) from partnerships, S corporations, estates, and trusts from Schedule(s) K-1				12
13 Capital gain distributions. See the instructions				13
14 Long-term capital loss carryover. Enter the amount, if any, from line 13 of your Capital Loss Carryover Worksheet in the instructions				14 ()
15 Net long-term capital gain or (loss). Combine lines 8a through 14 in column (h). Then, go to Part III on the back				15 316.

Part III Summary

<p>16 Combine lines 7 and 15 and enter the result</p> <ul style="list-style-type: none"> • If line 16 is a gain, enter the amount from line 16 on Form 1040, 1040-SR, or 1040-NR, line 7. Then, go to line 17 below. • If line 16 is a loss, skip lines 17 through 20 below. Then, go to line 21. Also be sure to complete line 22. • If line 16 is zero, skip lines 17 through 21 below and enter -0- on Form 1040, 1040-SR, or 1040-NR, line 7. Then, go to line 22. 	16	9,507.
<p>17 Are lines 15 and 16 both gains?</p> <p><input checked="" type="checkbox"/> Yes. Go to line 18.</p> <p><input type="checkbox"/> No. Skip lines 18 through 21, and go to line 22.</p>		
<p>18 If you are required to complete the 28% Rate Gain Worksheet (see instructions), enter the amount, if any, from line 7 of that worksheet ▶</p>	18	
<p>19 If you are required to complete the Unrecaptured Section 1250 Gain Worksheet (see instructions), enter the amount, if any, from line 18 of that worksheet ▶</p>	19	
<p>20 Are lines 18 and 19 both zero or blank and are you not filing Form 4952?</p> <p><input checked="" type="checkbox"/> Yes. Complete the Qualified Dividends and Capital Gain Tax Worksheet in the instructions for Forms 1040 and 1040-SR, line 16. Don't complete lines 21 and 22 below.</p> <p><input type="checkbox"/> No. Complete the Schedule D Tax Worksheet in the instructions. Don't complete lines 21 and 22 below.</p>		
<p>21 If line 16 is a loss, enter here and on Form 1040, 1040-SR, or 1040-NR, line 7, the smaller of:</p> <ul style="list-style-type: none"> • The loss on line 16; or • (\$3,000), or if married filing separately, (\$1,500) } <p>Note: When figuring which amount is smaller, treat both amounts as positive numbers.</p>	21 ()	
<p>22 Do you have qualified dividends on Form 1040, 1040-SR, or 1040-NR, line 3a?</p> <p><input type="checkbox"/> Yes. Complete the Qualified Dividends and Capital Gain Tax Worksheet in the instructions for Forms 1040 and 1040-SR, line 16.</p> <p><input type="checkbox"/> No. Complete the rest of Form 1040, 1040-SR, or 1040-NR.</p>		

Sales and Other Dispositions of Capital Assets

Department of the Treasury
Internal Revenue Service

▶ Go to www.irs.gov/Form8949 for instructions and the latest information.
▶ File with your Schedule D to list your transactions for lines 1b, 2, 3, 8b, 9, and 10 of Schedule D.

Name(s) shown on return

RAJESH P & APARNA R CHITUPE

Social security number or taxpayer identification number

335-08-8113

Before you check Box A, B, or C below, see whether you received any Form(s) 1099-B or substitute statement(s) from your broker. A substitute statement will have the same information as Form 1099-B. Either will show whether your basis (usually your cost) was reported to the IRS by your broker and may even tell you which box to check.

Part I Short-Term. Transactions involving capital assets you held 1 year or less are generally short-term (see instructions). For long-term transactions, see page 2.

Note: You may aggregate all short-term transactions reported on Form(s) 1099-B showing basis was reported to the IRS and for which no adjustments or codes are required. Enter the totals directly on Schedule D, line 1a; you aren't required to report these transactions on Form 8949 (see instructions).

You must check Box A, B, or C below. Check only one box. If more than one box applies for your short-term transactions, complete a separate Form 8949, page 1, for each applicable box. If you have more short-term transactions than will fit on this page for one or more of the boxes, complete as many forms with the same box checked as you need.

- (A) Short-term transactions reported on Form(s) 1099-B showing basis was reported to the IRS (see **Note** above)
- (B) Short-term transactions reported on Form(s) 1099-B showing basis **wasn't** reported to the IRS
- (C) Short-term transactions not reported to you on Form 1099-B

1	(a) Description of property (Example: 100 sh. XYZ Co.)	(b) Date acquired (Mo., day, yr.)	(c) Date sold or disposed of (Mo., day, yr.)	(d) Proceeds (sales price) (see instructions)	(e) Cost or other basis. See the Note below and see <i>Column (e)</i> in the separate instructions	Adjustment, if any, to gain or loss. If you enter an amount in column (g), enter a code in column (f). See the separate instructions.		(h) Gain or (loss). Subtract column (e) from column (d) and combine the result with column (g)
						(f) Code(s) from instructions	(g) Amount of adjustment	
	FIDELITY	05/22/20	07/22/20	28,345.	27,802.			543.
2 Totals. Add the amounts in columns (d), (e), (g), and (h) (subtract negative amounts). Enter each total here and include on your Schedule D, line 1b (if Box A above is checked), line 2 (if Box B above is checked), or line 3 (if Box C above is checked) ▶				28,345.	27,802.			543.

Note: If you checked Box A above but the basis reported to the IRS was incorrect, enter in column (e) the basis as reported to the IRS, and enter an adjustment in column (g) to correct the basis. See *Column (g)* in the separate instructions for how to figure the amount of the adjustment.

SCHEDULE E
(Form 1040)

Supplemental Income and Loss

OMB No. 1545-0074

(From rental real estate, royalties, partnerships, S corporations, estates, trusts, REMICs, etc.)

2020

Department of the Treasury
Internal Revenue Service (99)

▶ Attach to Form 1040, 1040-SR, 1040-NR, or 1041.

Attachment
Sequence No. **13**

▶ Go to www.irs.gov/ScheduleE for instructions and the latest information.

Name(s) shown on return

Your social security number

RAJESH P & APARNA R CHITUPE

335-08-8113

Part I **Income or Loss From Rental Real Estate and Royalties** Note: If you are in the business of renting personal property, use **Schedule C**. See instructions. If you are an individual, report farm rental income or loss from **Form 4835** on page 2, line 40.

A Did you make any payments in 2020 that would require you to file Form(s) 1099? See instructions Yes No

B If "Yes," did you or will you file required Form(s) 1099? Yes No

1a	Physical address of each property (street, city, state, ZIP code)				
A	IN				
B					
C					
1b	Type of Property (from list below)	2 For each rental real estate property listed above, report the number of fair rental and personal use days. Check the QJV box only if you meet the requirements to file as a qualified joint venture. See instructions.	Fair Rental Days	Personal Use Days	QJV
A	3		A 365	0	<input type="checkbox"/>
B			B		<input type="checkbox"/>
C			C		<input type="checkbox"/>

Type of Property:

- 1 Single Family Residence 3 Vacation/Short-Term Rental 5 Land 7 Self-Rental
- 2 Multi-Family Residence 4 Commercial 6 Royalties 8 Other (describe)

Income:	Properties:	A	B	C
3 Rents received	3	420.		
4 Royalties received	4			

Expenses:

5 Advertising	5			
6 Auto and travel (see instructions)	6			
7 Cleaning and maintenance	7	650.		
8 Commissions.	8			
9 Insurance	9			
10 Legal and other professional fees	10			
11 Management fees	11	600.		
12 Mortgage interest paid to banks, etc. (see instructions)	12			
13 Other interest.	13			
14 Repairs.	14	1,100.		
15 Supplies	15	900.		
16 Taxes	16			
17 Utilities.	17	850.		
18 Depreciation expense or depletion	18			
19 Other (list) ▶	19			
20 Total expenses. Add lines 5 through 19	20	4,100.		

21 Subtract line 20 from line 3 (rents) and/or 4 (royalties). If result is a (loss), see instructions to find out if you must file **Form 6198** **21** -3,680.

22 Deductible rental real estate loss after limitation, if any, on **Form 8582** (see instructions) **22** (-2,254.) () ()

23a Total of all amounts reported on line 3 for all rental properties	23a	420.	
b Total of all amounts reported on line 4 for all royalty properties	23b		
c Total of all amounts reported on line 12 for all properties	23c		
d Total of all amounts reported on line 18 for all properties	23d		
e Total of all amounts reported on line 20 for all properties	23e	4,100.	

24 **Income.** Add positive amounts shown on line 21. **Do not** include any losses **24**

25 **Losses.** Add royalty losses from line 21 and rental real estate losses from line 22. Enter total losses here **25** (2,254.)

26 **Total rental real estate and royalty income or (loss).** Combine lines 24 and 25. Enter the result here. If Parts II, III, IV, and line 40 on page 2 do not apply to you, also enter this amount on Schedule 1 (Form 1040), line 5. Otherwise, include this amount in the total on line 41 on page 2 **26** -2,254.

For Paperwork Reduction Act Notice, see the separate instructions.

Schedule E (Form 1040) 2020

Health Savings Accounts (HSAs)

Department of the Treasury
Internal Revenue Service

▶ **Attach to Form 1040, 1040-SR, or 1040-NR.**
▶ **Go to www.irs.gov/Form8889 for instructions and the latest information.**

2020
Attachment
Sequence No. **52**

Name(s) shown on Form 1040, 1040-SR, or 1040-NR
RAJESH P CHITUPE

Social security number of HSA beneficiary. If both spouses have HSAs, see instructions ▶ **335-08-8113**

Before you begin: Complete Form 8853, Archer MSAs and Long-Term Care Insurance Contracts, if required.

Part I HSA Contributions and Deduction. See the instructions before completing this part. If you are filing jointly and both you and your spouse each have separate HSAs, complete a separate Part I for each spouse.

1	Check the box to indicate your coverage under a high-deductible health plan (HDHP) during 2020. See instructions ▶	<input type="checkbox"/> Self-only	<input checked="" type="checkbox"/> Family
2	HSA contributions you made for 2020 (or those made on your behalf), including those made from January 1, 2021, through April 15, 2021, that were for 2020. Do not include employer contributions, contributions through a cafeteria plan, or rollovers. See instructions	2	0.
3	If you were under age 55 at the end of 2020 and, on the first day of every month during 2020, you were, or were considered, an eligible individual with the same coverage, enter \$3,550 (\$7,100 for family coverage). All others , see the instructions for the amount to enter	3	7,100.
4	Enter the amount you and your employer contributed to your Archer MSAs for 2020 from Form 8853, lines 1 and 2. If you or your spouse had family coverage under an HDHP at any time during 2020, also include any amount contributed to your spouse's Archer MSAs	4	0.
5	Subtract line 4 from line 3. If zero or less, enter -0-	5	7,100.
6	Enter the amount from line 5. But if you and your spouse each have separate HSAs and had family coverage under an HDHP at any time during 2020, see the instructions for the amount to enter	6	7,100.
7	If you were age 55 or older at the end of 2020, married, and you or your spouse had family coverage under an HDHP at any time during 2020, enter your additional contribution amount. See instructions	7	
8	Add lines 6 and 7	8	7,100.
9	Employer contributions made to your HSAs for 2020	9	646.
10	Qualified HSA funding distributions	10	
11	Add lines 9 and 10	11	646.
12	Subtract line 11 from line 8. If zero or less, enter -0-	12	6,454.
13	HSA deduction. Enter the smaller of line 2 or line 12 here and on Schedule 1 (Form 1040), Part II, line 12 Caution: If line 2 is more than line 13, you may have to pay an additional tax. See instructions.	13	0.

Part II HSA Distributions. If you are filing jointly and both you and your spouse each have separate HSAs, complete a separate Part II for each spouse.

14a	Total distributions you received in 2020 from all HSAs (see instructions)	14a	
b	Distributions included on line 14a that you rolled over to another HSA. Also include any excess contributions (and the earnings on those excess contributions) included on line 14a that were withdrawn by the due date of your return. See instructions	14b	
c	Subtract line 14b from line 14a	14c	
15	Qualified medical expenses paid using HSA distributions (see instructions)	15	
16	Taxable HSA distributions. Subtract line 15 from line 14c. If zero or less, enter -0-. Also, include this amount in the total on Schedule 1 (Form 1040), Part I, line 8, and enter "HSA" and the amount on the dotted line	16	
17a	If any of the distributions included on line 16 meet any of the Exceptions to the Additional 20% Tax (see instructions), check here ▶ <input type="checkbox"/>		
b	Additional 20% tax (see instructions). Enter 20% (0.20) of the distributions included on line 16 that are subject to the additional 20% tax. Also, include this amount in the total on Schedule 2 (Form 1040), Part II, line 8; check box c and enter "HSA" and the amount on the line next to the box	17b	

Part III Income and Additional Tax for Failure To Maintain HDHP Coverage. See the instructions before completing this part. If you are filing jointly and both you and your spouse each have separate HSAs, complete a separate Part III for each spouse.

18	Last-month rule	18	
19	Qualified HSA funding distribution	19	
20	Total income. Add lines 18 and 19. Include this amount on Schedule 1 (Form 1040), Part I, line 8, and enter "HSA" and the amount on the dotted line	20	
21	Additional tax. Multiply line 20 by 10% (0.10). Include this amount in the total on Schedule 2 (Form 1040), Part II, line 8; check box c and enter "HDHP" and the amount on the line next to the box	21	

Paid Preparer's Due Diligence Checklist

Earned Income Credit (EIC), American Opportunity Tax Credit (AOTC), Child Tax Credit (CTC) (including the Additional Child Tax Credit (ACTC) and Credit for Other Dependents (ODC)), and Head of Household (HOH) Filing Status

2020

Department of the Treasury
Internal Revenue Service

▶ **To be completed by preparer and filed with Form 1040, 1040-SR, 1040-NR, 1040-PR, or 1040-SS.**
▶ **Go to www.irs.gov/Form8867 for instructions and the latest information.**

Attachment
Sequence No. **70**

Taxpayer name(s) shown on return RAJESH P & APARNA R CHITUPE	Taxpayer identification number 335-08-8113
Enter preparer's name and PTIN SYAM PRIYA RAM SAGAR GUPTA TALLAM P02082703	

Part I Due Diligence Requirements

Please check the appropriate box for the credit(s) and/or HOH filing status claimed on the return and complete the related Parts I-V for the benefit(s) claimed (check all that apply). EIC CTC/ACTC/ODC AOTC HOH

	Yes	No	N/A
1 Did you complete the return based on information for tax year 2020 provided by the taxpayer or reasonably obtained by you?	<input checked="" type="checkbox"/>	<input type="checkbox"/>	
2 If credits are claimed on the return, did you complete the applicable EIC and/or CTC/ACTC/ODC worksheets found in the Form 1040, 1040-SR, 1040-NR, 1040-PR, or 1040-SS instructions, and/or the AOTC worksheet found in the Form 8863 instructions, or your own worksheet(s) that provides the same information, and all related forms and schedules for each credit claimed?	<input checked="" type="checkbox"/>	<input type="checkbox"/>	<input type="checkbox"/>
3 Did you satisfy the knowledge requirement? To meet the knowledge requirement, you must do both of the following. <ul style="list-style-type: none"> • Interview the taxpayer, ask questions, and contemporaneously document the taxpayer's responses to determine that the taxpayer is eligible to claim the credit(s) and/or HOH filing status. • Review information to determine that the taxpayer is eligible to claim the credit(s) and/or HOH filing status and to figure the amount(s) of any credit(s) 	<input checked="" type="checkbox"/>	<input type="checkbox"/>	
4 Did any information provided by the taxpayer or a third party for use in preparing the return, or information reasonably known to you, appear to be incorrect, incomplete, or inconsistent? (If "Yes," answer questions 4a and 4b. If "No," go to question 5.)	<input type="checkbox"/>	<input checked="" type="checkbox"/>	
a Did you make reasonable inquiries to determine the correct, complete, and consistent information?	<input type="checkbox"/>	<input type="checkbox"/>	
b Did you contemporaneously document your inquiries? (Documentation should include the questions you asked, whom you asked, when you asked, the information that was provided, and the impact the information had on your preparation of the return.)	<input type="checkbox"/>	<input type="checkbox"/>	
5 Did you satisfy the record retention requirement? To meet the record retention requirement, you must keep a copy of your documentation referenced in 4b, a copy of this Form 8867, a copy of any applicable worksheet(s), a record of how, when, and from whom the information used to prepare Form 8867 and any applicable worksheet(s) was obtained, and a copy of any document(s) provided by the taxpayer that you relied on to determine eligibility for the credit(s) and/or HOH filing status or to figure the amount(s) of the credit(s) List those documents provided by the taxpayer, if any, that you relied on: _____ _____ _____	<input checked="" type="checkbox"/>	<input type="checkbox"/>	
6 Did you ask the taxpayer whether he/she could provide documentation to substantiate eligibility for the credit(s) and/or HOH filing status and the amount(s) of any credit(s) claimed on the return if his/her return is selected for audit?	<input checked="" type="checkbox"/>	<input type="checkbox"/>	
7 Did you ask the taxpayer if any of these credits were disallowed or reduced in a previous year? (If credits were disallowed or reduced, go to question 7a; if not, go to question 8.)	<input checked="" type="checkbox"/>	<input type="checkbox"/>	<input type="checkbox"/>
a Did you complete the required recertification Form 8862?	<input type="checkbox"/>	<input type="checkbox"/>	<input type="checkbox"/>
8 If the taxpayer is reporting self-employment income, did you ask questions to prepare a complete and correct Schedule C (Form 1040)?	<input type="checkbox"/>	<input type="checkbox"/>	<input type="checkbox"/>

Part II Due Diligence Questions for Returns Claiming EIC (If the return does not claim EIC, go to Part III.)

	Yes	No	N/A
9a Have you determined that the taxpayer is eligible to claim the EIC for the number of qualifying children claimed, or is eligible to claim the EIC without a qualifying child? (If the taxpayer is claiming the EIC and does not have a qualifying child, go to question 10.)	<input type="checkbox"/>	<input type="checkbox"/>	
b Did you ask the taxpayer if the child lived with the taxpayer for over half of the year, even if the taxpayer has supported the child the entire year?	<input type="checkbox"/>	<input type="checkbox"/>	
c Did you explain to the taxpayer the rules about claiming the EIC when a child is the qualifying child of more than one person (tiebreaker rules)?	<input type="checkbox"/>	<input type="checkbox"/>	<input type="checkbox"/>

Part III Due Diligence Questions for Returns Claiming CTC/ACTC/ODC (If the return does not claim CTC, ACTC, or ODC, go to Part IV.)

	Yes	No	N/A
10 Have you determined that each qualifying person for the CTC/ACTC/ODC is the taxpayer's dependent who is a citizen, national, or resident of the United States?	<input checked="" type="checkbox"/>	<input type="checkbox"/>	
11 Did you explain to the taxpayer that he/she may not claim the CTC/ACTC if the taxpayer has not lived with the child for over half of the year, even if the taxpayer has supported the child, unless the child's custodial parent has released a claim to exemption for the child?	<input type="checkbox"/>	<input type="checkbox"/>	<input type="checkbox"/>
12 Did you explain to the taxpayer the rules about claiming the CTC/ACTC/ODC for a child of divorced or separated parents (or parents who live apart), including any requirement to attach a Form 8332 or similar statement to the return?	<input type="checkbox"/>	<input type="checkbox"/>	<input checked="" type="checkbox"/>

Part IV Due Diligence Questions for Returns Claiming AOTC (If the return does not claim AOTC, go to Part V.)

	Yes	No
13 Did the taxpayer provide substantiation for the credit, such as a Form 1098-T and/or receipts for the qualified tuition and related expenses for the claimed AOTC?	<input type="checkbox"/>	<input type="checkbox"/>

Part V Due Diligence Questions for Claiming HOH (If the return does not claim HOH filing status, go to Part VI.)

	Yes	No
14 Have you determined that the taxpayer was unmarried or considered unmarried on the last day of the tax year and provided more than half of the cost of keeping up a home for the year for a qualifying person?	<input type="checkbox"/>	<input type="checkbox"/>

Part VI Eligibility Certification

- ▶ **You will have complied with all due diligence requirements for claiming the applicable credit(s) and/or HOH filing status on the return of the taxpayer identified above if you:**
 - A. Interview the taxpayer, ask adequate questions, contemporaneously document the taxpayer's responses on the return or in your notes, review adequate information to determine if the taxpayer is eligible to claim the credit(s) and/or HOH filing status and to figure the amount(s) of the credit(s);
 - B. Complete this Form 8867 truthfully and accurately and complete the actions described in this checklist for any applicable credit(s) claimed and HOH filing status, if claimed;
 - C. Submit Form 8867 in the manner required; **and**
 - D. Keep all five of the following records for 3 years from the latest of the dates specified in the Form 8867 instructions under *Document Retention*.
 - 1. A copy of this Form 8867.
 - 2. The applicable worksheet(s) or your own worksheet(s) for any credit(s) claimed.
 - 3. Copies of any documents provided by the taxpayer on which you relied to determine the taxpayer's eligibility for the credit(s) and/or HOH filing status and to figure the amount(s) of the credit(s).
 - 4. A record of how, when, and from whom the information used to prepare this form and the applicable worksheet(s) was obtained.
 - 5. A record of any additional information you relied upon, including questions you asked and the taxpayer's responses, to determine the taxpayer's eligibility for the credit(s) and/or HOH filing status and to figure the amount(s) of the credit(s).

▶ **If you have not complied with all due diligence requirements, you may have to pay a \$540 penalty for each failure to comply related to a claim of an applicable credit or HOH filing status.**

15 Do you certify that all of the answers on this Form 8867 are, to the best of your knowledge, true, correct, and complete?	<input checked="" type="checkbox"/>	<input type="checkbox"/>
---	-------------------------------------	--------------------------

Passive Activity Loss Limitations

Department of the Treasury
Internal Revenue Service (99)

▶ See separate instructions.
▶ Attach to Form 1040, 1040-SR, or 1041.
▶ Go to www.irs.gov/Form8582 for instructions and the latest information.

2020
Attachment
Sequence No. **858**

Name(s) shown on return

RAJESH P & APARNA R CHITUPE

Identifying number

335-08-8113

Part I 2020 Passive Activity Loss

Caution: Complete Worksheets 1, 2, and 3 before completing Part I.

Rental Real Estate Activities With Active Participation (For the definition of active participation, see **Special Allowance for Rental Real Estate Activities** in the instructions.)

1a Activities with net income (enter the amount from Worksheet 1, column (a))	1a	0 .	
b Activities with net loss (enter the amount from Worksheet 1, column (b))	1b	(3,680 .)	
c Prior years' unallowed losses (enter the amount from Worksheet 1, column (c))	1c	()	
d Combine lines 1a, 1b, and 1c	1d		-3,680 .

Commercial Revitalization Deductions From Rental Real Estate Activities

2a Commercial revitalization deductions from Worksheet 2, column (a)	2a	()	
b Prior year unallowed commercial revitalization deductions from Worksheet 2, column (b)	2b	()	
c Add lines 2a and 2b	2c	()	

All Other Passive Activities

3a Activities with net income (enter the amount from Worksheet 3, column (a))	3a	()	
b Activities with net loss (enter the amount from Worksheet 3, column (b))	3b	()	
c Prior years' unallowed losses (enter the amount from Worksheet 3, column (c))	3c	()	
d Combine lines 3a, 3b, and 3c	3d		

4 Combine lines 1d, 2c, and 3d. If this line is zero or more, stop here and include this form with your return; all losses are allowed, including any prior year unallowed losses entered on line 1c, 2b, or 3c. Report the losses on the forms and schedules normally used	4		-3,680 .
--	----------	--	----------

- If line 4 is a loss and:
- Line 1d is a loss, go to Part II.
 - Line 2c is a loss (and line 1d is zero or more), skip Part II and go to Part III.
 - Line 3d is a loss (and lines 1d and 2c are zero or more), skip Parts II and III and go to line 15.

Caution: If your filing status is married filing separately and you lived with your spouse at any time during the year, **do not** complete Part II or Part III. Instead, go to line 15.

Part II Special Allowance for Rental Real Estate Activities With Active Participation

Note: Enter all numbers in Part II as positive amounts. See instructions for an example.

5 Enter the smaller of the loss on line 1d or the loss on line 4	5	3,680 .
6 Enter \$150,000. If married filing separately, see instructions	6	150,000 .
7 Enter modified adjusted gross income, but not less than zero. See instructions	7	145,492 .
Note: If line 7 is greater than or equal to line 6, skip lines 8 and 9, enter -0- on line 10. Otherwise, go to line 8.		
8 Subtract line 7 from line 6	8	4,508 .
9 Multiply line 8 by 50% (0.50). Do not enter more than \$25,000. If married filing separately, see instructions	9	2,254 .
10 Enter the smaller of line 5 or line 9	10	2,254 .

If line 2c is a loss, go to Part III. Otherwise, go to line 15.

Part III Special Allowance for Commercial Revitalization Deductions From Rental Real Estate Activities

Note: Enter all numbers in Part III as positive amounts. See the example for Part II in the instructions.

11 Enter \$25,000 reduced by the amount, if any, on line 10. If married filing separately, see instructions	11	
12 Enter the loss from line 4	12	
13 Reduce line 12 by the amount on line 10	13	
14 Enter the smallest of line 2c (treated as a positive amount), line 11, or line 13	14	

Part IV Total Losses Allowed

15 Add the income, if any, on lines 1a and 3a and enter the total	15	0 .
16 Total losses allowed from all passive activities for 2020. Add lines 10, 14, and 15. See instructions to find out how to report the losses on your tax return	16	2,254 .

Caution: The worksheets must be filed with your tax return. Keep a copy for your records.

Worksheet 1—For Form 8582, Lines 1a, 1b, and 1c (see instructions)

Name of activity	Current year		Prior years	Overall gain or loss	
	(a) Net income (line 1a)	(b) Net loss (line 1b)	(c) Unallowed loss (line 1c)	(d) Gain	(e) Loss
	0.	3,680.			3,680.
Total. Enter on Form 8582, lines 1a, 1b, and 1c ▶	0.	3,680.			

Worksheet 2—For Form 8582, Lines 2a and 2b (see instructions)

Name of activity	(a) Current year deductions (line 2a)	(b) Prior year unallowed deductions (line 2b)	(c) Overall loss
Total. Enter on Form 8582, lines 2a and 2b ▶			

Worksheet 3—For Form 8582, Lines 3a, 3b, and 3c (see instructions)

Name of activity	Current year		Prior years	Overall gain or loss	
	(a) Net income (line 3a)	(b) Net loss (line 3b)	(c) Unallowed loss (line 3c)	(d) Gain	(e) Loss
Total. Enter on Form 8582, lines 3a, 3b, and 3c ▶					

Worksheet 4—Use This Worksheet if an Amount Is Shown on Form 8582, Line 10 or 14. See instructions.

Name of activity	Form or schedule and line number to be reported on (see instructions)	(a) Loss	(b) Ratio	(c) Special allowance	(d) Subtract column (c) from column (a)
	E Ln 22	3,680.	1.00000000	2,254.	1,426.
Total ▶		3,680.	1.00	2,254.	1,426.

Worksheet 5—Allocation of Unallowed Losses (see instructions)

Name of activity	Form or schedule and line number to be reported on (see instructions)	(a) Loss	(b) Ratio	(c) Unallowed loss
	E Ln 22	1,426.	1.00000000	1,426.
Total ▶		1,426.	1.00	1,426.

Worksheet 6—Allowed Losses (see instructions)


Name of activity	Form or schedule and line number to be reported on (see instructions)	(a) Loss	(b) Unallowed loss	(c) Allowed loss
	E Ln 22	3,680.	1,426.	2,254.
Total		3,680.	1,426.	2,254.

Worksheet 7—Activities With Losses Reported on Two or More Forms or Schedules (see instructions)

Name of activity:	(a)	(b)	(c) Ratio	(d) Unallowed loss	(e) Allowed loss
Form or schedule and line number to be reported on (see instructions):					
1a Net loss plus prior year unallowed loss from form or schedule . ▶					
b Net income from form or schedule ▶					
c Subtract line 1b from line 1a. If zero or less, enter -0- ▶					
Form or schedule and line number to be reported on (see instructions):					
1a Net loss plus prior year unallowed loss from form or schedule . ▶					
b Net income from form or schedule ▶					
c Subtract line 1b from line 1a. If zero or less, enter -0- ▶					
Form or schedule and line number to be reported on (see instructions):					
1a Net loss plus prior year unallowed loss from form or schedule . ▶					
b Net income from form or schedule ▶					
c Subtract line 1b from line 1a. If zero or less, enter -0- ▶					
Total			1.00		



2100411512



Georgia Form **500** (Rev. 06/20/20)

Individual Income Tax Return

Georgia Department of Revenue

2020 (Approved software version)

Page **1**

Fiscal Year
Beginning

STATE
ISSUED

Fiscal Year
Ending

YOUR DRIVER'S
LICENSE/STATE ID

YOUR FIRST NAME MI YOUR SOCIAL SECURITY NUMBER
1. RAJESH P 335-08-8113

LAST NAME (For Name Change See IT-511 Tax Booklet) SUFFIX
CHITUPE

SPOUSE'S FIRST NAME MI SPOUSE'S SOCIAL SECURITY NUMBER
APARNA R 359-08-9314

LAST NAME SUFFIX
CHITUPE

DEPARTMENT USE ONLY

ADDRESS (NUMBER AND STREET or P.O. BOX) (Use 2nd address line for Apt, Suite or Building Number) CHECK IF ADDRESS HAS CHANGED
2. 16310 LYDIA HILL DRIVE

APT NO 2324

CITY (Please insert a space if the city has multiple names) STATE ZIP CODE
3. CHESTERFIELD MO 63017

(COUNTRY IF FOREIGN)

4. Enter your Residency Status with the appropriate number 4. 3

1. FULL-YEAR RESIDENT 2. PART-YEAR RESIDENT TO 3. NONRESIDENT

Omit Lines 9 thru 14 and use Form 500 Schedule 3 if you are a part-year or nonresident filer.

5. Enter Filing Status with appropriate letter (See IT-511 Tax Booklet)..... 5. B

A. Single B. Married filing joint C. Married filing separate (Spouse's social security number must be entered above) D. Head of Household or Qualifying Widow(er)

6. Number of exemptions (Check appropriate box(es) and enter total in 6c.) 6a. Yourself 6b. Spouse 6c. 2

7a. Number of Dependents (Enter details on Line 7b., and DO NOT include yourself or your spouse)..... 7a. 2

ALL PAGES (1-5) ARE REQUIRED FOR PROCESSING



2100411522

YOUR SOCIAL SECURITY NUMBER
 335-08-8113

7b. Dependents (If you have more than 4 dependents, attach a list of additional dependents)

First Name, MI. SIDDHANT R **Last Name** CHITUPE
Social Security Number 981-82-1226 **Relationship to You** SON

First Name, MI. ARJUN R **Last Name** CHITUPE
Social Security Number 853-40-6611 **Relationship to You** SON

First Name, MI. **Last Name**
Social Security Number **Relationship to You**

First Name, MI. **Last Name**
Social Security Number **Relationship to You**

INCOME COMPUTATIONS

If amount on line 8, 9, 10, 13 or 15 is negative, use the minus sign (-). Example -3,456.

- 8. Federal adjusted gross income (From Federal Form 1040)..... 8. 143238
 (Do not use FEDERAL TAXABLE INCOME) If the amount on Line 8 is \$40,000 or more, or your gross income is less than your W-2s you must include a copy of your Federal Form 1040 Pages 1, 2, and Schedule 1.
- 9. Adjustments from Form 500 Schedule 1 (See IT-511 Tax Booklet) 9.
- 10. Georgia adjusted gross income (Net total of Line 8 and Line 9)..... 10.
- 11. Standard Deduction (Do not use FEDERAL STANDARD DEDUCTION)..... 11a.
 (See IT-511 Tax Booklet)
 - b. Self: 65 or over? Blind? Total x 1,300=..... 11b.
 Spouse: 65 or over? Blind?
 - c. Total Standard Deduction (Line 11a + Line 11b)..... 11c.
 Use EITHER Line 11c OR Line 12c (Do not write on both lines)
- 12. Total Itemized Deductions used in computing Federal Taxable Income. If you use itemized deductions, you must include Federal Schedule A.
 - a. Federal Itemized Deductions (Schedule A-Form 1040) 12a.
 - b. Less adjustments: (See IT-511 Tax Booklet) 12b.
 - c. Georgia Total Itemized Deductions..... 12c.
- 13. Subtract either Line 11c or Line 12c from Line 10; enter balance..... 13.



2100411532

YOUR SOCIAL SECURITY NUMBER
 335-08-8113

14a. Enter the number from Line 6c. Multiply by \$2,700 for filing status A or D or multiply by \$3,700 for filing status B or C	14a.		
14b. Enter the number from Line 7a. Multiply by \$3,000.....	14b.		
14c. Add Lines 14a. and 14b. Enter total.....	14c.		
15a. Income before GA NOL (Line 13 less Line 14c or Schedule 3, Line 14).....	15a.	61177	
15b. Georgia NOL utilized (Cannot exceed Line 15a or the amount after applying the 80% limitation, see IT-511 Tax Booklet for more information)....	15b.		
15c. Georgia Taxable Income (Line 15a less Line 15b).....	15c.	61177	
16. Tax (Use the Tax Table in the IT-511 Tax Booklet)	16.	3281	
17. Low Income Credit	17a.	17b.	17c.
18. Other State(s) Tax Credit (Include a copy of the other state(s) return)	18.		
19. Credits used from IND-CR Summary Worksheet	19.		
20. Total Credits Used from Schedule 2 Georgia Tax Credits (must be filed electronically)	20.		
21. Total Credits Used (sum of Lines 17-20) cannot exceed Line 16	21.		0
22. Balance (Line 16 less Line 21) if zero or less than zero, enter zero	22.		3281

INCOME STATEMENT DETAILS Only enter income on which Georgia tax was withheld. Enter income from W-2s, 1099s, and G2-As on Line 4 GA Wages/Income. For other income statements complete Line 4 using the income reported from **Form G2-RP Line 12 or 13; Form G2-LP Line 11**, or for **Form G2-FL enter zero**.

(INCOME STATEMENT A)	(INCOME STATEMENT B)	(INCOME STATEMENT C)
1. WITHHOLDING TYPE: <input checked="" type="checkbox"/> W-2 <input type="checkbox"/> G2-A <input type="checkbox"/> G2-LP <input type="checkbox"/> 1099 <input type="checkbox"/> G2-FL <input type="checkbox"/> G2-RP	1. WITHHOLDING TYPE: <input type="checkbox"/> W-2 <input type="checkbox"/> G2-A <input type="checkbox"/> G2-LP <input type="checkbox"/> 1099 <input type="checkbox"/> G2-FL <input type="checkbox"/> G2-RP	1. WITHHOLDING TYPE: <input type="checkbox"/> W-2 <input type="checkbox"/> G2-A <input type="checkbox"/> G2-LP <input type="checkbox"/> 1099 <input type="checkbox"/> G2-FL <input type="checkbox"/> G2-RP
2. EMPLOYER/PAYER FEDERAL ID NUMBER (FEIN) <input checked="" type="checkbox"/> SSN <input type="checkbox"/> 320016942	2. EMPLOYER/PAYER FEDERAL ID NUMBER (FEIN) <input type="checkbox"/> SSN <input type="checkbox"/>	2. EMPLOYER/PAYER FEDERAL ID NUMBER (FEIN) <input type="checkbox"/> SSN <input type="checkbox"/>
3. EMPLOYER/PAYER STATE WITHHOLDING ID 2182267TK	3. EMPLOYER/PAYER STATE WITHHOLDING ID	3. EMPLOYER/PAYER STATE WITHHOLDING ID
4. GA WAGES / INCOME 70644	4. GA WAGES / INCOME	4. GA WAGES / INCOME
5. GA TAX WITHHELD 3457	5. GA TAX WITHHELD	5. GA TAX WITHHELD

PLEASE COMPLETE INCOME STATEMENT DETAILS ON PAGE 4.

ALL PAGES (1-5) ARE REQUIRED FOR PROCESSING

REV 01/23/21 PRO



YOUR SOCIAL SECURITY NUMBER
 335-08-8113

Page 4

(INCOME STATEMENT D)

1. **WITHHOLDING TYPE:**
 W-2 G2-A G2-LP
 1099 G2-FL G2-RP
2. **EMPLOYER/PAYER FEDERAL ID NUMBER (FEIN)** **SSN**

(INCOME STATEMENT E)

1. **WITHHOLDING TYPE:**
 W-2 G2-A G2-LP
 1099 G2-FL G2-RP
2. **EMPLOYER/PAYER FEDERAL ID NUMBER (FEIN)** **SSN**

(INCOME STATEMENT F)

1. **WITHHOLDING TYPE:**
 W-2 G2-A G2-LP
 1099 G2-FL G2-RP
2. **EMPLOYER/PAYER FEDERAL ID NUMBER (FEIN)** **SSN**

3. **EMPLOYER/PAYER STATE WITHHOLDING ID** 3. **EMPLOYER/PAYER STATE WITHHOLDING ID** 3. **EMPLOYER/PAYER STATE WITHHOLDING ID**
4. **GA WAGES / INCOME** 4. **GA WAGES / INCOME** 4. **GA WAGES / INCOME**
5. **GA TAX WITHHELD** 5. **GA TAX WITHHELD** 5. **GA TAX WITHHELD**

23. Georgia Income Tax Withheld on Wages and 1099s	23.	3457
<small>(Enter Tax Withheld Only and include W-2s and/or 1099s)</small>		
24. Other Georgia Income Tax Withheld	24.	
<small>(Must include G2-A, G2-FL, G2-LP and/or G2-RP)</small>		
25. Estimated Tax paid for 2020 and Form IT-560	25.	
26. Schedule 2B Refundable Tax Credits	26.	
<small>(Cannot be claimed unless filed electronically)</small>		
27. Total prepayment credits (Add Lines 23, 24, 25 and 26)	27.	3457
28. If Line 22 exceeds Line 27, subtract Line 27 from Line 22 and enter balance due	28.	
29. If Line 27 exceeds Line 22, subtract Line 22 from Line 27 and enter overpayment	29.	176
30. Amount to be credited to 2021 ESTIMATED TAX	30.	0
31. Georgia Wildlife Conservation Fund (No gift of less than \$1.00)	31.	
32. Georgia Fund for Children and Elderly (No gift of less than \$1.00)	32.	
33. Georgia Cancer Research Fund (No gift of less than \$1.00)	33.	
34. Georgia Land Conservation Program (No gift of less than \$1.00)	34.	
35. Georgia National Guard Foundation (No gift of less than \$1.00)	35.	
36. Dog & Cat Sterilization Fund (No gift of less than \$1.00)	36.	
37. Saving the Cure Fund (No gift of less than \$1.00)	37.	
38. Realizing Educational Achievement Can Happen (REACH) Program	38.	
<small>(No gift of less than \$1.00)</small>		



2100411552

YOUR SOCIAL SECURITY NUMBER
335-08-8113

Page 5

- 39. Public Safety Memorial Grant (No gift of less than \$1.00)..... 39.
- 40. Form 500 UET (Estimated tax penalty) 500 UET exception attached 40.
- 41. (If you owe) Add Lines 28, 31 thru 40 41.
MAKE CHECK PAYABLE TO GEORGIA DEPARTMENT OF REVENUE..

Amount Due Mail To:
GEORGIA DEPARTMENT OF REVENUE
PROCESSING CENTER, PO BOX 740399
ATLANTA, GA 30374-0399

42. (If you are due a refund) Subtract the sum of Lines 30 thru 40 from Line 29
THIS IS YOUR REFUND..... 42. 176
If you do not enter Direct Deposit information or if you are a first time filer you will be issued a paper check.

42a. Direct Deposit (U.S. Accounts Only)

Type: Checking Savings
Routing Number 071000013
Account Number 258115050

Refund Due Mail To:
GEORGIA DEPARTMENT OF REVENUE
PROCESSING CENTER, PO BOX 740380
ATLANTA, GA 30374-0380

INCLUDE ALL ITEMS IN ENVELOPE, **DO NOT STAPLE YOUR CHECK, W-2s, OTHER WITHHOLDING DOCUMENTS, OR TAX RETURN.**
I/We declare under the penalties of perjury that I/we have examined this return (including accompanying schedules and statements) and to the best of my/our knowledge and belief, it is true, correct, and complete. If prepared by a person other than the taxpayer(s), this declaration is based on all information of which the preparer has knowledge. Georgia Public Revenue Code Section 48-2-31 stipulates that taxes shall be paid in lawful money of the United States, free of any expense to the State of Georgia.

Taxpayer's Signature (Check box if deceased)

Spouse's Signature (Check box if deceased)

Date

Date

Taxpayer's Phone Number
404-990-2391

I authorize DOR to discuss this return with the named preparer.

By providing my e-mail address I am authorizing the Georgia Department of Revenue to electronically notify me at the below e-mail address regarding any updates to my account(s).

Taxpayer's E-mail Address

SYAM PRIYA RAM SAGAR GUPTA TALLAM

Signature of Preparer

Name of Preparer Other Than Taxpayer

SYAM PRIYA RAM SAGAR GUPT

Preparer's Firm Name

GLOBAL TAXES LLC

Preparer's Phone Number
678-965-9522

Preparer's FEIN

30-1017196

Preparer's SSN/PTIN/SIDN

P02082703



2107411512

YOUR SOCIAL SECURITY NUMBER

335-08-8113

DO NOT USE LINES 9 THRU 14 OF PAGES 2 AND 3 FORM 500 or 500X

SCHEDULE 3 COMPUTATION OF GEORGIA TAXABLE INCOME FOR ONLY PART-YEAR RESIDENTS AND NONRESIDENTS.

Income earned in another state as a Georgia resident is taxable but other state(s) tax credit may apply. See IT-511 Tax Booklet.

FEDERAL INCOME AFTER GEORGIA ADJUSTMENT (COLUMN A)	INCOME NOT TAXABLE TO GEORGIA (COLUMN B)	GEORGIA INCOME (COLUMN C)
1. WAGES, SALARIES, TIPS, etc 136173	1. WAGES, SALARIES, TIPS, etc 65529	1. WAGES, SALARIES, TIPS, etc 70644
2. INTEREST AND DIVIDENDS 93	2. INTEREST AND DIVIDENDS 0	2. INTEREST AND DIVIDENDS 93
3. BUSINESS INCOME OR (LOSS)	3. BUSINESS INCOME OR (LOSS)	3. BUSINESS INCOME OR (LOSS)
4. OTHER INCOME OR (LOSS) 7272	4. OTHER INCOME OR (LOSS) 7272	4. OTHER INCOME OR (LOSS) 0
5. TOTAL INCOME: TOTAL LINES 1 THRU 4 143538	5. TOTAL INCOME: TOTAL LINES 1 THRU 4 72801	5. TOTAL INCOME: TOTAL LINES 1 THRU 4 70737
6. TOTAL ADJUSTMENTS FROM FORM 1040	6. TOTAL ADJUSTMENTS FROM FORM 1040 0	6. TOTAL ADJUSTMENTS FROM FORM 1040
7. TOTAL ADJUSTMENTS FROM FORM 500, SCHEDULE 1	7. TOTAL ADJUSTMENTS FROM FORM 500, SCHEDULE 1	7. TOTAL ADJUSTMENTS FROM FORM 500, SCHEDULE 1
8. ADJUSTED GROSS INCOME: LINE 5 PLUS OR MINUS LINES 6 AND 7 143538	8. ADJUSTED GROSS INCOME: LINE 5 PLUS OR MINUS LINES 6 AND 7 72801	8. ADJUSTED GROSS INCOME: LINE 5 PLUS OR MINUS LINES 6 AND 7 70737
9. RATIO: Divide Line 8, Column C by Line 8, Column A enter percentage or check the box for Time Ratio. <input type="checkbox"/> Enter percentage.....	9.	49.28 % Not to exceed 100%
10a. Itemized <input type="checkbox"/> or Standard Deduction <input checked="" type="checkbox"/> or Georgia Itemized <input type="checkbox"/> (See IT-511 Tax Booklet)	10a.	6000
10b. Additional Standard Deduction Self: 65 or over? <input type="checkbox"/> Blind? <input type="checkbox"/> Spouse: 65 or over? <input type="checkbox"/> Blind? <input type="checkbox"/> Total x 1,300=	10b.	
11. Personal Exemption from Form 500 (See IT-511 Tax Booklet)		
11a. Enter the number on Line 6c. from Form 500 or 500X 2 multiply by \$2,700 for filing status A or D or multiply by \$3,700 for filing status B or C	11a.	7400
11b. Enter the number on Line 7a. from Form 500 or 500X 2 multiply by \$3,000...	11b.	6000
12. Total Deductions and Exemptions: Add Lines 10a, 10b, 11a, and 11b.....	12.	19400
13. Multiply Line 12 by Ratio on Line 9 and enter result	13.	9560
14. Income before GA NOL: Subtract Line 13 from Line 8, Column C Enter here and on Line 15a, Page 3 of Form 500 or Form 500X.....	14.	61177

Filing Status [] Single [X] Married filing jointly [] Married filing separately (MFS) [] Head of household (HOH) [] Qualifying widow(er) (QW)
Check only one box. If you checked the MFS box, enter the name of your spouse. If you checked the HOH or QW box, enter the child's name if the qualifying person is a child but not your dependent

Form fields for personal information: Your first name and middle initial (RAJESH P), Last name (CHITUPE), Your social security number (335-08-8113), Spouse's social security number (359-08-9314), Home address (16310 LYDIA HILL DRIVE), City (CHESTERFIELD), State (MO), ZIP code (63017), Foreign country name, Foreign province/state/county, Foreign postal code.

At any time during 2020, did you receive, sell, send, exchange, or otherwise acquire any financial interest in any virtual currency? [] Yes [X] No

Standard Deduction Someone can claim: [] You as a dependent [] Your spouse as a dependent [] Spouse itemizes on a separate return or you were a dual-status alien

Age/Blindness You: [] Were born before January 2, 1956 [] Are blind Spouse: [] Was born before January 2, 1956 [] Is blind

Table with 6 columns: (1) First name, Last name, (2) Social security number, (3) Relationship to you, (4) Child tax credit, Credit for other dependents. Rows for SIDDHANT R CHITUPE and ARJUN R CHITUPE.

Main income table with columns 1-15. Line 1: 136,173. Line 3a: 40. Line 7: 9,507. Line 8: -2,235. Line 9: 143,538. Line 10b: 300. Line 10c: 300. Line 11: 143,238. Line 12: 24,800. Line 14: 24,800. Line 15: 118,438.

For Disclosure, Privacy Act, and Paperwork Reduction Act Notice, see separate instructions.

16	Tax (see instructions). Check if any from Form(s): 1 <input type="checkbox"/> 8814 2 <input type="checkbox"/> 4972 3 <input type="checkbox"/> _____	16	17,611.
17	Amount from Schedule 2, line 3	17	0.
18	Add lines 16 and 17	18	17,611.
19	Child tax credit or credit for other dependents	19	2,500.
20	Amount from Schedule 3, line 7	20	
21	Add lines 19 and 20	21	2,500.
22	Subtract line 21 from line 18. If zero or less, enter -0-	22	15,111.
23	Other taxes, including self-employment tax, from Schedule 2, line 10	23	0.
24	Add lines 22 and 23. This is your total tax	24	15,111.
25	Federal income tax withheld from:		
a	Form(s) W-2	25a	15,795.
b	Form(s) 1099	25b	
c	Other forms (see instructions)	25c	
d	Add lines 25a through 25c	25d	15,795.
26	2020 estimated tax payments and amount applied from 2019 return	26	
27	Earned income credit (EIC)	27	
28	Additional child tax credit. Attach Schedule 8812	28	
29	American opportunity credit from Form 8863, line 8	29	
30	Recovery rebate credit. See instructions	30	
31	Amount from Schedule 3, line 13	31	971.
32	Add lines 27 through 31. These are your total other payments and refundable credits	32	971.
33	Add lines 25d, 26, and 32. These are your total payments	33	16,766.

Refund

34	If line 33 is more than line 24, subtract line 24 from line 33. This is the amount you overpaid	34	1,655.
35a	Amount of line 34 you want refunded to you . If Form 8888 is attached, check here <input type="checkbox"/>	35a	1,655.
b	Routing number 071000013	c	Type: <input checked="" type="checkbox"/> Checking <input type="checkbox"/> Savings
d	Account number 258115050		
36	Amount of line 34 you want applied to your 2021 estimated tax	36	

Amount You Owe

37	Subtract line 33 from line 24. This is the amount you owe now	37	
	Note: Schedule H and Schedule SE filers, line 37 may not represent all of the taxes you owe for 2020. See Schedule 3, line 12e, and its instructions for details.		
38	Estimated tax penalty (see instructions)	38	

Third Party Designee

Do you want to allow another person to discuss this return with the IRS? See instructions **Yes**. Complete below. **No**

Designee's name _____ Phone no. _____ Personal identification number (PIN) _____

Sign Here

Under penalties of perjury, I declare that I have examined this return and accompanying schedules and statements, and to the best of my knowledge and belief, they are true, correct, and complete. Declaration of preparer (other than taxpayer) is based on all information of which preparer has any knowledge.

Your signature	Date	Your occupation EMPLOYED	If the IRS sent you an Identity Protection PIN, enter it here (see inst.)
Spouse's signature. If a joint return, both must sign.	Date	Spouse's occupation HOME MAKER	If the IRS sent your spouse an Identity Protection PIN, enter it here (see inst.)
Phone no.	Email address		

Paid Preparer Use Only

Preparer's name SYAM PRIYA RAM SAGAR GUPTA TALLAM	Preparer's signature SYAM PRIYA RAM SAGAR GUPTA TALLAM	Date 02/14/2021	PTIN P02082703	Check if: <input type="checkbox"/> Self-employed
Firm's name GLOBAL TAXES LLC	Firm's address 2530 Pebble Creek Ln Cumming GA 30041		Phone no. (678) 965-9522	Firm's EIN 30-1017196

• If you have a qualifying child, attach Sch. EIC.
• If you have nontaxable combat pay, see instructions.

**SCHEDULE 1
(Form 1040)**

Department of the Treasury
Internal Revenue Service

Additional Income and Adjustments to Income

▶ **Attach to Form 1040, 1040-SR, or 1040-NR.**
▶ **Go to www.irs.gov/Form1040 for instructions and the latest information.**

OMB No. 1545-0074

2020
Attachment
Sequence No. **01**

Name(s) shown on Form 1040, 1040-SR, or 1040-NR
RAJESH P & APARNA R CHITUPE

Your social security number
335-08-8113

Part I Additional Income

1	Taxable refunds, credits, or offsets of state and local income taxes	1	
2a	Alimony received	2a	
b	Date of original divorce or separation agreement (see instructions) ▶ _____		
3	Business income or (loss). Attach Schedule C	3	
4	Other gains or (losses). Attach Form 4797	4	
5	Rental real estate, royalties, partnerships, S corporations, trusts, etc. Attach Schedule E	5	-2,254.
6	Farm income or (loss). Attach Schedule F	6	
7	Unemployment compensation	7	
8	Other income. List type and amount ▶ <u>Substitute Payment from 1099-Misc</u> 19. _____	8	19.
9	Combine lines 1 through 8. Enter here and on Form 1040, 1040-SR, or 1040-NR, line 8	9	-2,235.

Part II Adjustments to Income

10	Educator expenses	10	
11	Certain business expenses of reservists, performing artists, and fee-basis government officials. Attach Form 2106	11	
12	Health savings account deduction. Attach Form 8889	12	
13	Moving expenses for members of the Armed Forces. Attach Form 3903	13	
14	Deductible part of self-employment tax. Attach Schedule SE	14	
15	Self-employed SEP, SIMPLE, and qualified plans	15	
16	Self-employed health insurance deduction	16	
17	Penalty on early withdrawal of savings	17	
18a	Alimony paid	18a	
b	Recipient's SSN ▶ _____		
c	Date of original divorce or separation agreement (see instructions) ▶ _____		
19	IRA deduction	19	
20	Student loan interest deduction	20	
21	Tuition and fees deduction. Attach Form 8917	21	
22	Add lines 10 through 21. These are your adjustments to income . Enter here and on Form 1040, 1040-SR, or 1040-NR, line 10a	22	

**SCHEDULE 3
(Form 1040)**

Department of the Treasury
Internal Revenue Service

Additional Credits and Payments

▶ Attach to Form 1040, 1040-SR, or 1040-NR.
▶ Go to www.irs.gov/Form1040 for instructions and the latest information.

OMB No. 1545-0074

2020
Attachment
Sequence No. **03**

Name(s) shown on Form 1040, 1040-SR, or 1040-NR
RAJESH P & APARNA R CHITUPE

Your social security number
335-08-8113

Part I Nonrefundable Credits

1	Foreign tax credit. Attach Form 1116 if required	1	
2	Credit for child and dependent care expenses. Attach Form 2441	2	
3	Education credits from Form 8863, line 19	3	
4	Retirement savings contributions credit. Attach Form 8880	4	
5	Residential energy credits. Attach Form 5695	5	
6	Other credits from Form: a <input type="checkbox"/> 3800 b <input type="checkbox"/> 8801 c <input type="checkbox"/> _____	6	
7	Add lines 1 through 6. Enter here and on Form 1040, 1040-SR, or 1040-NR, line 20	7	

Part II Other Payments and Refundable Credits

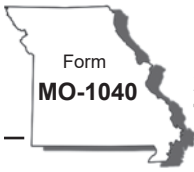
8	Net premium tax credit. Attach Form 8962	8	
9	Amount paid with request for extension to file (see instructions)	9	
10	Excess social security and tier 1 RRTA tax withheld	10	971.
11	Credit for federal tax on fuels. Attach Form 4136	11	
12	Other payments or refundable credits:		
a	Form 2439	12a	
b	Qualified sick and family leave credits from Schedule(s) H and Form(s) 7202	12b	
c	Health coverage tax credit from Form 8885	12c	
d	Other: _____	12d	
e	Deferral for certain Schedule H or SE filers (see instructions)	12e	
f	Add lines 12a through 12e	12f	
13	Add lines 8 through 12f. Enter here and on Form 1040, 1040-SR, or 1040-NR, line 31	13	971.

For Paperwork Reduction Act Notice, see your tax return instructions.

BAA

REV 02/07/21 PRO


Schedule 3 (Form 1040) 2020



MISSOURI DEPARTMENT OF
REVENUE
2020 Individual Income
Tax Return - Long Form

For Calendar Year January 1 - December 31, 2020

Print in BLACK ink only and DO NOT STAPLE.



Amended Return **Composite Return**
(For use by S corporations or Partnerships)

Federal Extension - Select this box if you have an approved federal extension. Attach a copy Federal Extension (Form 4868).

If filing a fiscal year return enter the beginning and ending dates here.

Fiscal Year Beginning (MM/DD/YY) Fiscal Year Ending (MM/DD/YY)

--	--	--	--	--	--

Vendor Code

Department Use Only

1555			
------	--	--	--

Filing Status

Single Claimed as a Dependent Married Filing Combined Married Filing Separately Head of Household Qualifying Widow(er)

Age 62 through 64 Age 65 or Older Blind 100% Disabled Non-Obligated Spouse

Yourself Spouse Yourself Spouse Yourself Spouse Yourself Spouse Yourself Spouse

Name

Social Security Number	Deceased in 2020	Spouse's Social Security Number	Deceased in 2020
335 - 08 - 8113		359 - 08 - 9314	
First Name	M.I.	Last Name	Suffix
RAJESH	P	CHITUPE	
Spouse's First Name	M.I.	Spouse's Last Name	Suffix
APARNA	R	CHITUPE	

In Care Of Name (Attorney, Executor, Personal Representative, etc.)

Address

Present Address (Include Apartment Number or Rural Route)

16310 LYDIA HILL DRIVE APT 2324

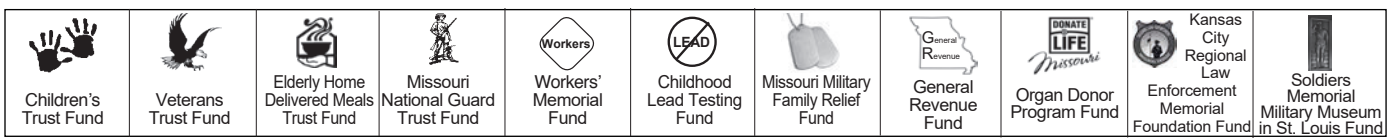
City, Town, or Post Office State ZIP Code

CHESTERFIELD MO 63017 -

County of Residence

STCO

You may contribute to any one or all of the trust funds on Line 47. See pages 11-12 of the instructions for more trust fund information.



Income

	Yourself (Y)		Spouse (S)	
1. Federal adjusted gross income from federal return (see worksheet on page 7 of the instructions)	1Y	143238 .00	1S	.00
2. Total additions (from Form MO-A , Part 1, Line 7)	2Y	.00	2S	.00
3. Total income - Add Lines 1 and 2	3Y	143238 .00	3S	.00
4. Total subtractions (from Form MO-A, Part 1, Line 18)	4Y	.00	4S	.00
5. Missouri adjusted gross income - Subtract Line 4 from Line 3	5Y	143238 .00	5S	.00
6. Total Missouri adjusted gross income - Add columns 5Y and 5S	6	143238 .00		
7. Income percentages - Divide columns 5Y and 5S by total on Line 6. (Must equal 100%)	7Y	100 %	7S	%

Exemptions and Deductions

8. Pension, Social Security, Social Security Disability, and Military exemption (from Form MO-A, Part 3, Section E)	8	.00
9. Tax from federal return	9	15111 .00
10. Other tax from federal return	10	.00
11. Total tax from federal return. Do not enter federal income tax withheld.	11	15111 .00
12. Federal tax percentage – Enter the percentage based on your Missouri Adjusted Gross Income, Line 6. Use the chart below to find your percentage	12	0.00 %

Missouri Adjusted Gross Income Range, Line 6:	Federal Tax Percentage:
\$25,000 or less	35%
\$25,001 to \$50,000	25%
\$50,001 to \$100,000	15%
\$100,001 to \$125,000	5%
\$125,001 or more	0%

13. Federal income tax deduction – Multiply Line 11 by the percentage on Line 12. Enter this amount not to exceed \$5,000 for an individual or \$10,000 for combined filers.	13	0 .00
14. Missouri standard deduction or itemized deductions. (If itemizing, See Form MO-A, Part 2) • Single or Married Filing Separate-\$12,400 • Head of Household-\$18,650 • Married Filing Combined or Qualifying Widow(er)-\$24,800 Note: If age 65 or older, blind, or claimed as a dependent, see page 6.	14	24800 .00
15. Long-term care insurance deduction	15	.00
16. Health care sharing ministry deduction	16	.00
17. Active Duty Military income deduction	17	.00
18. Inactive Duty Military income deduction	18	.00
19. Bring jobs home deduction	19	.00
20. Transportation facilities deduction	20	.00

A. Port Cargo Expansion B. International Trade Facility C. Qualified Trade Activities



Deductions Continued

21. First Time Home Buyers deduction.	A. <input type="text"/>	B. <input type="text"/>	21	<input type="text"/>	.00
22. Total deductions - Add Lines 8 and 13 through 21			22	24800	.00
23. Subtotal - Subtract Line 22 from Line 6			23	118438	.00
24. Multiply Line 23 by appropriate percentages (%) on Lines 7Y and 7S	24Y	118438	.00	24S	0 .00
25. Enterprise zone or rural empowerment zone income modification	25Y	<input type="text"/>	.00	25S	<input type="text"/> .00

Tax

26. Taxable income - Subtract Line 25 from Line 24	26Y	118438	.00	26S	0 .00
27. Tax (see tax chart on page 22 of the instructions)	27Y	6211	.00	27S	0 .00
28. Resident credit - Attach Form MO-CR and other states' income tax return(s)	28Y	3043	.00	28S	0 .00
29. Missouri income percentage - Enter 100% unless you are completing Form MO-NRI . Attach Form MO-NRI and a copy of your federal return if less than 100%	29Y	100	%	29S	100 %
30. Balance - Subtract Line 28 from Line 27; OR multiply Line 27 by percentage on Line 29	30Y	3168	.00	30S	0 .00
31. Other taxes - Select box and attach federal form indicated.					
<input type="checkbox"/> Lump sum distribution (Form 4972)					
<input type="checkbox"/> Recapture of low income housing credit (Form 8611)	31Y	<input type="text"/>	.00	31S	<input type="text"/> .00
32. Subtotal - Add Lines 30 and 31	32Y	3168	.00	32S	0 .00
33. Total Tax - Add Lines 32Y and 32S				33	3168 .00

Payments and Credits

34. MISSOURI tax withheld - Attach Forms W-2 and 1099	34	3478	.00
35. 2020 Missouri estimated tax payments - Include overpayment from 2019 applied to 2020	35	<input type="text"/>	.00
36. Missouri tax payments for nonresident partners or S corporation shareholders - Attach Forms MO-2NR and MO-NRP	36	<input type="text"/>	.00
37. Missouri tax payments for nonresident entertainers - Attach Form MO-2ENT	37	<input type="text"/>	.00
38. Amount paid with Missouri extension of time to file (Form MO-60)	38	<input type="text"/>	.00
39. Miscellaneous tax credits (from Form MO-TC , Line 13) - Attach Form MO-TC	39	<input type="text"/>	.00
40. Property tax credit - Attach Form MO-PTS	40	<input type="text"/>	.00
41. Total payments and credits - Add Lines 34 through 40	41	3478	.00



Amount Due

50. If Line 33 is larger than Line 41 or Line 44, enter the difference.
 Amount of UNDERPAYMENT 50 [] [] . 00

51. Underpayment of estimated tax penalty - Attach [Form MO-2210](#). Enter penalty amount here ... 51 [] [] . 00

Select this box if you are a farmer exempt from the underpayment of estimated tax penalty.

52. **AMOUNT DUE** - Add Lines 50 and 51.
 If you pay by check, you authorize the Department of Revenue to process the check electronically. Any returned check may be presented again electronically 52 [] [] . 00

Under penalties of perjury, I declare that I have examined this return, including accompanying schedules and statements, and to the best of my knowledge and belief it is true, correct, and complete. By signing or entering my name in the "Signature" field(s) below, I am providing the Department of Revenue with my signature as required under [Section 143.561, RSMo](#). Declaration of preparer (other than taxpayer) is based on all information of which he or she has knowledge. As provided in [Chapter 143, RSMo](#), a penalty of up to \$500 shall be imposed on any individual who files a frivolous return. I also declare under penalties of perjury that I employ no illegal or unauthorized aliens as defined under federal law and that I am not eligible for any tax exemption, credit, or abatement if I employ such aliens.

Signature

Signature	Date (MM/DD/YY)		
[]	[]	[]	[]
Spouse's Signature (If filing combined, BOTH must sign)	Date (MM/DD/YY)		
[]	[]	[]	[]
E-mail Address	Daytime Telephone		
SYAM@GTAXFILE.COM	4049902391		
Preparer's Signature	Date (MM/DD/YY)		
SYAM PRIYA RAM SAGAR GUPTA TALLAM	02	14	21
Preparer's FEIN, SSN, or PTIN	Preparer's Telephone		
30-1017196	6789659522		
Preparer's Address	State	ZIP Code	
2530 PEBBLE CREEK LN CUMMING	GA	30041	

I authorize the Director of Revenue or delegate to discuss my return and attachments with the preparer or any member of the preparer's firm Yes No

Did you pay a tax return preparer to complete your return, but the preparer failed to sign the return or provide an Internal Revenue Service preparer tax identification number? If you marked yes, please insert the preparer's name, address, and phone number in the applicable sections of the signature block above. Yes No

Department Use Only

A FA E10 DE F [] [] . [] []

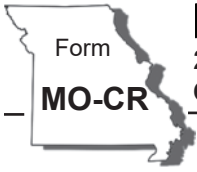
(Revised 12-2020)

Mail To: Balance Due:
 Missouri Department of Revenue
 P.O. Box 329
 Jefferson City, MO 65105-0329

Refund or No Amount Due:
 Missouri Department of Revenue
 P.O. Box 500
 Jefferson City, MO 65105-0500

Phone (Balance Due): (573) 751-7200
Phone (Refund or No Amount Due): (573) 751-3505
Fax: (573) 522-1762
E-mail: income@dor.mo.gov





MISSOURI DEPARTMENT OF
REVENUE
**2020 Credit for Income Taxes Paid To
 Other States or Political Subdivisions**

Complete this form if you or your spouse have income from another state or political subdivision. If you had multiple credits, complete a separate form for each state or political subdivision.

Attach Form MO-CR and **all income tax returns** for each state or political subdivision to Form MO-1040.


Name	Social Security Number
<input type="text" value="RAJESH P CHITUPE"/>	<input type="text" value="335"/> - <input type="text" value="08"/> - <input type="text" value="8113"/>

Spouse's Name	Spouse's Social Security Number
<input type="text" value="APARNA R CHITUPE"/>	<input type="text" value="359"/> - <input type="text" value="08"/> - <input type="text" value="9314"/>

	Yourself (Y)		Spouse (S)	
1. Claimant's total adjusted gross income (Form MO-1040, Line 5Y and Line 5S)	1Y	<input type="text" value="143238"/> . <input type="text" value="00"/>	1S	<input type="text" value=""/> . <input type="text" value="00"/>
2. Claimant's Missouri income tax (Form MO-1040, Line 27Y and 27S). Use the two letter abbreviation for the state or name of political subdivision. See the table on back for the two letter abbreviation, or enter the name of the political subdivision below. _____	2Y	<input type="text" value="6211"/> . <input type="text" value="00"/>	2S	<input type="text" value="0"/> . <input type="text" value="00"/>
		State of: <input type="text" value="GA"/>	State of: <input type="text" value=""/>	
3. Wages and commissions.	3Y	<input type="text" value="70644"/> . <input type="text" value="00"/>	3S	<input type="text" value=""/> . <input type="text" value="00"/>
4. Other income (Describe nature _____)	4Y	<input type="text" value="93"/> . <input type="text" value="00"/>	4S	<input type="text" value=""/> . <input type="text" value="00"/>
5. Total - Add Lines 3 and 4.	5Y	<input type="text" value="70737"/> . <input type="text" value="00"/>	5S	<input type="text" value=""/> . <input type="text" value="00"/>
6. Less, related adjustments (Federal Form 1040 or 1040-SR, Line 10c)	6Y	<input type="text" value=""/> . <input type="text" value="00"/>	6S	<input type="text" value=""/> . <input type="text" value="00"/>
7. Net amounts - Subtract Line 6 from Line 5	7Y	<input type="text" value="70737"/> . <input type="text" value="00"/>	7S	<input type="text" value="0"/> . <input type="text" value="00"/>
8. Percentage of your income taxed - Divide Line 7 by Line 1	8Y	<input type="text" value="49."/> %	8S	<input type="text" value="0."/> %
9. Maximum credit - Multiply Line 2 by percentage on Line 8	9Y	<input type="text" value="3043"/> . <input type="text" value="00"/>	9S	<input type="text" value="0"/> . <input type="text" value="00"/>
10. Income tax you paid to another state or political subdivision. This is not income tax withheld. The income tax is reduced by all credits, except withholding and estimated tax.	10Y	<input type="text" value="3281"/> . <input type="text" value="00"/>	10S	<input type="text" value="0"/> . <input type="text" value="00"/>
11. Credit - Enter the smaller amount of Line 9 or Line 10 here and on Form MO-1040, Line 28Y or Line 28S. If you have multiple credits, add the amounts on Line 11 from each Form MO-CR before entering on Form MO-1040	11Y	<input type="text" value="3043"/> . <input type="text" value="00"/>	11S	<input type="text" value="0"/> . <input type="text" value="00"/>



2100411512



Georgia Form **500** (Rev. 06/20/20)

Individual Income Tax Return

Georgia Department of Revenue

2020 (Approved software version)

Page **1**

Fiscal Year
Beginning

STATE
ISSUED

Fiscal Year
Ending

YOUR DRIVER'S
LICENSE/STATE ID

YOUR FIRST NAME MI YOUR SOCIAL SECURITY NUMBER
1. RAJESH P 335-08-8113

LAST NAME (For Name Change See IT-511 Tax Booklet) SUFFIX
CHITUPE

SPOUSE'S FIRST NAME MI SPOUSE'S SOCIAL SECURITY NUMBER
APARNA R 359-08-9314

LAST NAME SUFFIX
CHITUPE

DEPARTMENT USE ONLY

ADDRESS (NUMBER AND STREET or P.O. BOX) (Use 2nd address line for Apt, Suite or Building Number) CHECK IF ADDRESS HAS CHANGED

2. 16310 LYDIA HILL DRIVE

APT NO 2324

CITY (Please insert a space if the city has multiple names) STATE ZIP CODE
3. CHESTERFIELD MO 63017

(COUNTRY IF FOREIGN)

4. Enter your Residency Status with the appropriate number Residency Status **4. 3**

1. FULL-YEAR RESIDENT 2. PART-YEAR RESIDENT TO 3. NONRESIDENT

Omit Lines 9 thru 14 and use Form 500 Schedule 3 if you are a part-year or nonresident filer.

5. Enter Filing Status with appropriate letter (See IT-511 Tax Booklet)..... Filing Status **5. B**

A. Single B. Married filing joint C. Married filing separate (Spouse's social security number must be entered above) D. Head of Household or Qualifying Widow(er)

6. Number of exemptions (Check appropriate box(es) and enter total in 6c.) 6a. Yourself 6b. Spouse 6c. **2**

7a. Number of Dependents (Enter details on Line 7b., and DO NOT include yourself or your spouse)..... 7a. **2**

ALL PAGES (1-5) ARE REQUIRED FOR PROCESSING



2100411522

YOUR SOCIAL SECURITY NUMBER
 335-08-8113

7b. Dependents (If you have more than 4 dependents, attach a list of additional dependents)

First Name, MI. SIDDHANT R **Last Name** CHITUPE
Social Security Number 981-82-1226 **Relationship to You** SON

First Name, MI. ARJUN R **Last Name** CHITUPE
Social Security Number 853-40-6611 **Relationship to You** SON

First Name, MI. **Last Name**
Social Security Number **Relationship to You**

First Name, MI. **Last Name**
Social Security Number **Relationship to You**

INCOME COMPUTATIONS

If amount on line 8, 9, 10, 13 or 15 is negative, use the minus sign (-). Example -3,456.

- 8. Federal adjusted gross income (From Federal Form 1040)..... 8. 143238
 (Do not use FEDERAL TAXABLE INCOME) If the amount on Line 8 is \$40,000 or more, or your gross income is less than your W-2s you must include a copy of your Federal Form 1040 Pages 1, 2, and Schedule 1.
- 9. Adjustments from Form 500 Schedule 1 (See IT-511 Tax Booklet) 9.
- 10. Georgia adjusted gross income (Net total of Line 8 and Line 9)..... 10.
- 11. Standard Deduction (Do not use FEDERAL STANDARD DEDUCTION)..... 11a.
 (See IT-511 Tax Booklet)
 - b. Self: 65 or over? Blind? Total x 1,300=..... 11b.
 Spouse: 65 or over? Blind?
 - c. Total Standard Deduction (Line 11a + Line 11b)..... 11c.
 Use EITHER Line 11c OR Line 12c (Do not write on both lines)
- 12. Total Itemized Deductions used in computing Federal Taxable Income. If you use itemized deductions, you must include Federal Schedule A.
 - a. Federal Itemized Deductions (Schedule A-Form 1040) 12a.
 - b. Less adjustments: (See IT-511 Tax Booklet) 12b.
 - c. Georgia Total Itemized Deductions..... 12c.
- 13. Subtract either Line 11c or Line 12c from Line 10; enter balance..... 13.



2100411532

YOUR SOCIAL SECURITY NUMBER
 335-08-8113

14a. Enter the number from Line 6c. Multiply by \$2,700 for filing status A or D or multiply by \$3,700 for filing status B or C	14a.	
14b. Enter the number from Line 7a. Multiply by \$3,000.....	14b.	
14c. Add Lines 14a. and 14b. Enter total.....	14c.	
15a. Income before GA NOL (Line 13 less Line 14c or Schedule 3, Line 14).....	15a.	61177
15b. Georgia NOL utilized (Cannot exceed Line 15a or the amount after applying the 80% limitation, see IT-511 Tax Booklet for more information)....	15b.	
15c. Georgia Taxable Income (Line 15a less Line 15b).....	15c.	61177
16. Tax (Use the Tax Table in the IT-511 Tax Booklet)	16.	3281
17. Low Income Credit 17a. 17b. 	17c.	
18. Other State(s) Tax Credit (Include a copy of the other state(s) return)	18.	
19. Credits used from IND-CR Summary Worksheet	19.	
20. Total Credits Used from Schedule 2 Georgia Tax Credits (must be filed electronically)	20.	
21. Total Credits Used (sum of Lines 17-20) cannot exceed Line 16	21.	0
22. Balance (Line 16 less Line 21) if zero or less than zero, enter zero	22.	3281

INCOME STATEMENT DETAILS Only enter income on which Georgia tax was withheld. Enter income from W-2s, 1099s, and G2-As on Line 4 GA Wages/Income. For other income statements complete Line 4 using the income reported from **Form G2-RP Line 12 or 13; Form G2-LP Line 11, or for Form G2-FL enter zero.**

(INCOME STATEMENT A)	(INCOME STATEMENT B)	(INCOME STATEMENT C)
1. WITHHOLDING TYPE: <input checked="" type="checkbox"/> W-2 <input type="checkbox"/> G2-A <input type="checkbox"/> G2-LP <input type="checkbox"/> 1099 <input type="checkbox"/> G2-FL <input type="checkbox"/> G2-RP	1. WITHHOLDING TYPE: <input type="checkbox"/> W-2 <input type="checkbox"/> G2-A <input type="checkbox"/> G2-LP <input type="checkbox"/> 1099 <input type="checkbox"/> G2-FL <input type="checkbox"/> G2-RP	1. WITHHOLDING TYPE: <input type="checkbox"/> W-2 <input type="checkbox"/> G2-A <input type="checkbox"/> G2-LP <input type="checkbox"/> 1099 <input type="checkbox"/> G2-FL <input type="checkbox"/> G2-RP
2. EMPLOYER/PAYER FEDERAL ID NUMBER (FEIN) <input checked="" type="checkbox"/> SSN <input type="checkbox"/> 320016942	2. EMPLOYER/PAYER FEDERAL ID NUMBER (FEIN) <input type="checkbox"/> SSN <input type="checkbox"/>	2. EMPLOYER/PAYER FEDERAL ID NUMBER (FEIN) <input type="checkbox"/> SSN <input type="checkbox"/>
3. EMPLOYER/PAYER STATE WITHHOLDING ID 2182267TK	3. EMPLOYER/PAYER STATE WITHHOLDING ID	3. EMPLOYER/PAYER STATE WITHHOLDING ID
4. GA WAGES / INCOME 70644	4. GA WAGES / INCOME	4. GA WAGES / INCOME
5. GA TAX WITHHELD 3457	5. GA TAX WITHHELD	5. GA TAX WITHHELD

PLEASE COMPLETE INCOME STATEMENT DETAILS ON PAGE 4.

ALL PAGES (1-5) ARE REQUIRED FOR PROCESSING

REV 01/23/21 PRO



YOUR SOCIAL SECURITY NUMBER
 335-08-8113

Page 4

(INCOME STATEMENT D)

1. **WITHHOLDING TYPE:**
 W-2 G2-A G2-LP
 1099 G2-FL G2-RP
2. **EMPLOYER/PAYER FEDERAL ID NUMBER (FEIN)** **SSN**

(INCOME STATEMENT E)

1. **WITHHOLDING TYPE:**
 W-2 G2-A G2-LP
 1099 G2-FL G2-RP
2. **EMPLOYER/PAYER FEDERAL ID NUMBER (FEIN)** **SSN**

(INCOME STATEMENT F)

1. **WITHHOLDING TYPE:**
 W-2 G2-A G2-LP
 1099 G2-FL G2-RP
2. **EMPLOYER/PAYER FEDERAL ID NUMBER (FEIN)** **SSN**

3. **EMPLOYER/PAYER STATE WITHHOLDING ID** 3. **EMPLOYER/PAYER STATE WITHHOLDING ID** 3. **EMPLOYER/PAYER STATE WITHHOLDING ID**
4. **GA WAGES / INCOME** 4. **GA WAGES / INCOME** 4. **GA WAGES / INCOME**
5. **GA TAX WITHHELD** 5. **GA TAX WITHHELD** 5. **GA TAX WITHHELD**

23. Georgia Income Tax Withheld on Wages and 1099s	23.	3457
<small>(Enter Tax Withheld Only and include W-2s and/or 1099s)</small>		
24. Other Georgia Income Tax Withheld	24.	
<small>(Must include G2-A, G2-FL, G2-LP and/or G2-RP)</small>		
25. Estimated Tax paid for 2020 and Form IT-560	25.	
26. Schedule 2B Refundable Tax Credits	26.	
<small>(Cannot be claimed unless filed electronically)</small>		
27. Total prepayment credits (Add Lines 23, 24, 25 and 26)	27.	3457
28. If Line 22 exceeds Line 27, subtract Line 27 from Line 22 and enter balance due	28.	
29. If Line 27 exceeds Line 22, subtract Line 22 from Line 27 and enter overpayment	29.	176
30. Amount to be credited to 2021 ESTIMATED TAX	30.	0
31. Georgia Wildlife Conservation Fund (No gift of less than \$1.00)	31.	
32. Georgia Fund for Children and Elderly (No gift of less than \$1.00)	32.	
33. Georgia Cancer Research Fund (No gift of less than \$1.00)	33.	
34. Georgia Land Conservation Program (No gift of less than \$1.00)	34.	
35. Georgia National Guard Foundation (No gift of less than \$1.00)	35.	
36. Dog & Cat Sterilization Fund (No gift of less than \$1.00)	36.	
37. Saving the Cure Fund (No gift of less than \$1.00)	37.	
38. Realizing Educational Achievement Can Happen (REACH) Program	38.	
<small>(No gift of less than \$1.00)</small>		



2100411552

YOUR SOCIAL SECURITY NUMBER
335-08-8113

Page 5

- 39. Public Safety Memorial Grant (No gift of less than \$1.00)..... 39.
- 40. Form 500 UET (Estimated tax penalty) 500 UET exception attached 40.
- 41. (If you owe) Add Lines 28, 31 thru 40 41.
MAKE CHECK PAYABLE TO GEORGIA DEPARTMENT OF REVENUE..

Amount Due Mail To:
GEORGIA DEPARTMENT OF REVENUE
PROCESSING CENTER, PO BOX 740399
ATLANTA, GA 30374-0399

42. (If you are due a refund) Subtract the sum of Lines 30 thru 40 from Line 29
THIS IS YOUR REFUND..... 42. **176**
If you do not enter Direct Deposit information or if you are a first time filer you will be issued a paper check.

42a. Direct Deposit (U.S. Accounts Only)

Type: Checking Savings
Routing Number 071000013
Account Number 258115050

Refund Due Mail To:
GEORGIA DEPARTMENT OF REVENUE
PROCESSING CENTER, PO BOX 740380
ATLANTA, GA 30374-0380

INCLUDE ALL ITEMS IN ENVELOPE, **DO NOT STAPLE YOUR CHECK, W-2s, OTHER WITHHOLDING DOCUMENTS, OR TAX RETURN.**
I/We declare under the penalties of perjury that I/we have examined this return (including accompanying schedules and statements) and to the best of my/our knowledge and belief, it is true, correct, and complete. If prepared by a person other than the taxpayer(s), this declaration is based on all information of which the preparer has knowledge. Georgia Public Revenue Code Section 48-2-31 stipulates that taxes shall be paid in lawful money of the United States, free of any expense to the State of Georgia.

Taxpayer's Signature (Check box if deceased)

Spouse's Signature (Check box if deceased)

Date

Date

Taxpayer's Phone Number
404-990-2391

I authorize DOR to discuss this return with the named preparer.

By providing my e-mail address I am authorizing the Georgia Department of Revenue to electronically notify me at the below e-mail address regarding any updates to my account(s).

Taxpayer's E-mail Address

SYAM PRIYA RAM SAGAR GUPTA TALLAM

Signature of Preparer
Name of Preparer Other Than Taxpayer
SYAM PRIYA RAM SAGAR GUPT

Preparer's Firm Name
GLOBAL TAXES LLC

Preparer's Phone Number
678-965-9522

Preparer's FEIN
30-1017196

Preparer's SSN/PTIN/SIDN
P02082703



2107411512

YOUR SOCIAL SECURITY NUMBER

335-08-8113

DO NOT USE LINES 9 THRU 14 OF PAGES 2 AND 3 FORM 500 or 500X

SCHEDULE 3 COMPUTATION OF GEORGIA TAXABLE INCOME FOR ONLY PART-YEAR RESIDENTS AND NONRESIDENTS.

Income earned in another state as a Georgia resident is taxable but other state(s) tax credit may apply. See IT-511 Tax Booklet.

FEDERAL INCOME AFTER GEORGIA ADJUSTMENT (COLUMN A)	INCOME NOT TAXABLE TO GEORGIA (COLUMN B)	GEORGIA INCOME (COLUMN C)
1. WAGES, SALARIES, TIPS, etc 136173	1. WAGES, SALARIES, TIPS, etc 65529	1. WAGES, SALARIES, TIPS, etc 70644
2. INTEREST AND DIVIDENDS 93	2. INTEREST AND DIVIDENDS 0	2. INTEREST AND DIVIDENDS 93
3. BUSINESS INCOME OR (LOSS)	3. BUSINESS INCOME OR (LOSS)	3. BUSINESS INCOME OR (LOSS)
4. OTHER INCOME OR (LOSS) 7272	4. OTHER INCOME OR (LOSS) 7272	4. OTHER INCOME OR (LOSS) 0
5. TOTAL INCOME: TOTAL LINES 1 THRU 4 143538	5. TOTAL INCOME: TOTAL LINES 1 THRU 4 72801	5. TOTAL INCOME: TOTAL LINES 1 THRU 4 70737
6. TOTAL ADJUSTMENTS FROM FORM 1040	6. TOTAL ADJUSTMENTS FROM FORM 1040 0	6. TOTAL ADJUSTMENTS FROM FORM 1040
7. TOTAL ADJUSTMENTS FROM FORM 500, SCHEDULE 1	7. TOTAL ADJUSTMENTS FROM FORM 500, SCHEDULE 1	7. TOTAL ADJUSTMENTS FROM FORM 500, SCHEDULE 1
8. ADJUSTED GROSS INCOME: LINE 5 PLUS OR MINUS LINES 6 AND 7 143538	8. ADJUSTED GROSS INCOME: LINE 5 PLUS OR MINUS LINES 6 AND 7 72801	8. ADJUSTED GROSS INCOME: LINE 5 PLUS OR MINUS LINES 6 AND 7 70737
9. RATIO: Divide Line 8, Column C by Line 8, Column A enter percentage or check the box for Time Ratio. <input type="checkbox"/> Enter percentage.....	9.	49.28 % Not to exceed 100%
10a. Itemized <input type="checkbox"/> or Standard Deduction <input checked="" type="checkbox"/> or Georgia Itemized <input type="checkbox"/> (See IT-511 Tax Booklet)	10a.	6000
10b. Additional Standard Deduction Self: 65 or over? <input type="checkbox"/> Blind? <input type="checkbox"/> Spouse: 65 or over? <input type="checkbox"/> Blind? <input type="checkbox"/> Total x 1,300=	10b.	
11. Personal Exemption from Form 500 (See IT-511 Tax Booklet)		
11a. Enter the number on Line 6c. from Form 500 or 500X 2 multiply by \$2,700 for filing status A or D or multiply by \$3,700 for filing status B or C	11a.	7400
11b. Enter the number on Line 7a. from Form 500 or 500X 2 multiply by \$3,000...	11b.	6000
12. Total Deductions and Exemptions: Add Lines 10a, 10b, 11a, and 11b.....	12.	19400
13. Multiply Line 12 by Ratio on Line 9 and enter result	13.	9560
14. Income before GA NOL: Subtract Line 13 from Line 8, Column C Enter here and on Line 15a, Page 3 of Form 500 or Form 500X.....	14.	61177