

IRS e-file Signature Authorization

▶ ERO must obtain and retain completed Form 8879.
▶ Go to www.irs.gov/Form8879 for the latest information.

Submission Identification Number (SID) ▶

Taxpayer's name SARAVANAN NEDUNCHEZHIAN	Social security number 479-39-9284
Spouse's name SHARMLI LAKSHMANRAJ	Spouse's social security number 957-92-3714

Part I Tax Return Information – Tax Year Ending December 31, (Enter year you are authorizing.)

Enter whole dollars only on lines 1 through 5.

Note: Form 1040-SS filers use line 4 only. Leave lines 1, 2, 3, and 5 blank.

1 Adjusted gross income	1	109,254.
2 Total tax	2	8,165.
3 Federal income tax withheld from Form(s) W-2 and Form(s) 1099	3	14,377.
4 Amount you want refunded to you	4	7,912.
5 Amount you owe	5	

Part II Taxpayer Declaration and Signature Authorization (Be sure you get and keep a copy of your return)

Under penalties of perjury, I declare that I have examined a copy of the income tax return (original or amended) I am now authorizing, and to the best of my knowledge and belief, it is true, correct, and complete. I further declare that the amounts in Part I above are the amounts from the income tax return (original or amended) I am now authorizing. I consent to allow my intermediate service provider, transmitter, or electronic return originator (ERO) to send my return to the IRS and to receive from the IRS (a) an acknowledgement of receipt or reason for rejection of the transmission, (b) the reason for any delay in processing the return or refund, and (c) the date of any refund. If applicable, I authorize the U.S. Treasury and its designated Financial Agent to initiate an ACH electronic funds withdrawal (direct debit) entry to the financial institution account indicated in the tax preparation software for payment of my federal taxes owed on this return and/or a payment of estimated tax, and the financial institution to debit the entry to this account. This authorization is to remain in full force and effect until I notify the U.S. Treasury Financial Agent to terminate the authorization. To revoke (cancel) a payment, I must contact the U.S. Treasury Financial Agent at 1-888-353-4537. Payment cancellation requests must be received no later than 2 business days prior to the payment (settlement) date. I also authorize the financial institutions involved in the processing of the electronic payment of taxes to receive confidential information necessary to answer inquiries and resolve issues related to the payment. I further acknowledge that the personal identification number (PIN) below is my signature for the income tax return (original or amended) I am now authorizing and, if applicable, my Electronic Funds Withdrawal Consent.

Taxpayer's PIN: check one box only

- I authorize GLOBAL TAXES LLC to enter or generate my PIN

9	9	2	8	4
---	---	---	---	---

 as my signature on the income tax return (original or amended) I am now authorizing.
ERO firm name
Enter five digits, but don't enter all zeros
- I will enter my PIN as my signature on the income tax return (original or amended) I am now authorizing. Check this box **only** if you are entering your own PIN **and** your return is filed using the Practitioner PIN method. The ERO must complete Part III below.

Your signature ▶ _____ Date ▶ _____

Spouse's PIN: check one box only

- I authorize GLOBAL TAXES LLC to enter or generate my PIN

2	3	7	1	4
---	---	---	---	---

 as my signature on the income tax return (original or amended) I am now authorizing.
ERO firm name
Enter five digits, but don't enter all zeros
- I will enter my PIN as my signature on the income tax return (original or amended) I am now authorizing. Check this box **only** if you are entering your own PIN **and** your return is filed using the Practitioner PIN method. The ERO must complete Part III below.

Spouse's signature ▶ _____ Date ▶ _____

Practitioner PIN Method Returns Only—continue below

Part III Certification and Authentication – Practitioner PIN Method Only

ERO's EFIN/PIN. Enter your six-digit EFIN followed by your five-digit self-selected PIN.

5	8	7	2	7	8	6	1	9	8	9
---	---	---	---	---	---	---	---	---	---	---

Don't enter all zeros

I certify that the above numeric entry is my PIN, which is my signature for the electronic individual income tax return (original or amended) I am now authorized to file for tax year indicated above for the taxpayer(s) indicated above. I confirm that I am submitting this return in accordance with the requirements of the Practitioner PIN method and **Pub. 1345**, Handbook for Authorized IRS e-file Providers of Individual Income Tax Returns.

ERO's signature ▶ _____ Date ▶ _____

ERO Must Retain This Form – See Instructions
Don't Submit This Form to the IRS Unless Requested To Do So

Filing Status [] Single [X] Married filing jointly [] Married filing separately (MFS) [] Head of household (HOH) [] Qualifying widow(er) (QW)
Check only one box. If you checked the MFS box, enter the name of your spouse. If you checked the HOH or QW box, enter the child's name if the qualifying person is a child but not your dependent

Form fields for personal information: Your first name and middle initial (SARAVANAN), Last name (NEDUNCHEZHIAN), Your social security number (479-39-9284), Spouse's social security number (957-92-3714), Home address (100 VAIL RD), City (PARSIPPANY), State (NJ), ZIP code (07054).

At any time during 2020, did you receive, sell, send, exchange, or otherwise acquire any financial interest in any virtual currency? [] Yes [X] No

Standard Deduction Someone can claim: [] You as a dependent [] Your spouse as a dependent [] Spouse itemizes on a separate return or you were a dual-status alien

Age/Blindness You: [] Were born before January 2, 1956 [] Are blind Spouse: [] Was born before January 2, 1956 [] Is blind

Table with 6 columns: (1) First name, Last name, (2) Social security number, (3) Relationship to you, (4) Child tax credit, Credit for other dependents. Row 1: KAVIN SARAVANAN, 286-41-9976, Son, [X] in Child tax credit.

Main income table with 15 rows. Line 1: 116,317. Line 9: 109,254. Line 11: 109,254. Line 12: 24,800. Line 15: 84,454. Includes sub-rows for adjustments (10a, 10b, 10c).

For Disclosure, Privacy Act, and Paperwork Reduction Act Notice, see separate instructions.

16	Tax (see instructions). Check if any from Form(s): 1 <input type="checkbox"/> 8814 2 <input type="checkbox"/> 4972 3 <input type="checkbox"/> _____	16	10,165.
17	Amount from Schedule 2, line 3	17	0.
18	Add lines 16 and 17	18	10,165.
19	Child tax credit or credit for other dependents	19	2,000.
20	Amount from Schedule 3, line 7	20	
21	Add lines 19 and 20	21	2,000.
22	Subtract line 21 from line 18. If zero or less, enter -0-	22	8,165.
23	Other taxes, including self-employment tax, from Schedule 2, line 10	23	0.
24	Add lines 22 and 23. This is your total tax	24	8,165.
25	Federal income tax withheld from:		
a	Form(s) W-2	25a	14,377.
b	Form(s) 1099	25b	
c	Other forms (see instructions)	25c	
d	Add lines 25a through 25c	25d	14,377.
26	2020 estimated tax payments and amount applied from 2019 return	26	
27	Earned income credit (EIC)	27	
28	Additional child tax credit. Attach Schedule 8812	28	
29	American opportunity credit from Form 8863, line 8	29	
30	Recovery rebate credit. See instructions	30	1,700.
31	Amount from Schedule 3, line 13	31	
32	Add lines 27 through 31. These are your total other payments and refundable credits	32	1,700.
33	Add lines 25d, 26, and 32. These are your total payments	33	16,077.

Refund

34	If line 33 is more than line 24, subtract line 24 from line 33. This is the amount you overpaid	34	7,912.
35a	Amount of line 34 you want refunded to you . If Form 8888 is attached, check here <input type="checkbox"/>	35a	7,912.
b	Routing number 053000219	c Type: <input checked="" type="checkbox"/> Checking <input type="checkbox"/> Savings	
d	Account number 9221539316		
36	Amount of line 34 you want applied to your 2021 estimated tax	36	

Amount You Owe

37	Subtract line 33 from line 24. This is the amount you owe now	37	
Note: Schedule H and Schedule SE filers, line 37 may not represent all of the taxes you owe for 2020. See Schedule 3, line 12e, and its instructions for details.			
38	Estimated tax penalty (see instructions)	38	

Third Party Designee

Do you want to allow another person to discuss this return with the IRS? See instructions Yes. Complete below. No

Designee's name _____ Phone no. _____ Personal identification number (PIN) _____

Sign Here

Under penalties of perjury, I declare that I have examined this return and accompanying schedules and statements, and to the best of my knowledge and belief, they are true, correct, and complete. Declaration of preparer (other than taxpayer) is based on all information of which preparer has any knowledge.

Your signature	Date	Your occupation	If the IRS sent you an Identity Protection PIN, enter it here (see inst.)
Spouse's signature. If a joint return, both must sign.	Date	Spouse's occupation	If the IRS sent your spouse an Identity Protection PIN, enter it here (see inst.)
Phone no.	Email address		

Paid Preparer Use Only

Preparer's name	Preparer's signature	Date	PTIN	Check if:
SYAM PRIYA RAM SAGAR GUPTA TALLAM	SYAM PRIYA RAM SAGAR GUPTA TALLAM	03/03/2021	P02082703	<input type="checkbox"/> Self-employed
Firm's name	Phone no.			
GLOBAL TAXES LLC	(678) 965-9522			
Firm's address	Firm's EIN			
2530 Pebble Creek Ln Cumming GA 30041	30-1017196			

- If you have a qualifying child, attach Sch. EIC.
- If you have nontaxable combat pay, see instructions.

**SCHEDULE 1
(Form 1040)**

Department of the Treasury
Internal Revenue Service

Additional Income and Adjustments to Income

▶ **Attach to Form 1040, 1040-SR, or 1040-NR.**
▶ **Go to www.irs.gov/Form1040 for instructions and the latest information.**

OMB No. 1545-0074

2020
Attachment
Sequence No. **01**

Name(s) shown on Form 1040, 1040-SR, or 1040-NR SARAVANAN NEDUNCHEZHIAN & SHARMLI LAKSHMANRAJ	Your social security number 479-39-9284
--	--

Part I Additional Income

1 Taxable refunds, credits, or offsets of state and local income taxes	1	
2a Alimony received	2a	
b Date of original divorce or separation agreement (see instructions) ▶ _____		
3 Business income or (loss). Attach Schedule C	3	
4 Other gains or (losses). Attach Form 4797	4	
5 Rental real estate, royalties, partnerships, S corporations, trusts, etc. Attach Schedule E	5	-8,235.
6 Farm income or (loss). Attach Schedule F	6	
7 Unemployment compensation	7	
8 Other income. List type and amount ▶ _____	8	
9 Combine lines 1 through 8. Enter here and on Form 1040, 1040-SR, or 1040-NR, line 8	9	-8,235.

Part II Adjustments to Income

10 Educator expenses	10	
11 Certain business expenses of reservists, performing artists, and fee-basis government officials. Attach Form 2106	11	
12 Health savings account deduction. Attach Form 8889	12	
13 Moving expenses for members of the Armed Forces. Attach Form 3903	13	
14 Deductible part of self-employment tax. Attach Schedule SE	14	
15 Self-employed SEP, SIMPLE, and qualified plans	15	
16 Self-employed health insurance deduction	16	
17 Penalty on early withdrawal of savings	17	
18a Alimony paid	18a	
b Recipient's SSN ▶ _____		
c Date of original divorce or separation agreement (see instructions) ▶ _____		
19 IRA deduction	19	
20 Student loan interest deduction	20	
21 Tuition and fees deduction. Attach Form 8917	21	
22 Add lines 10 through 21. These are your adjustments to income . Enter here and on Form 1040, 1040-SR, or 1040-NR, line 10a	22	

SCHEDULE D
(Form 1040)

Capital Gains and Losses

OMB No. 1545-0074

2020

Attachment
Sequence No. **12**

Department of the Treasury
Internal Revenue Service (99)

▶ **Attach to Form 1040, 1040-SR, or 1040-NR.**
▶ **Go to www.irs.gov/ScheduleD for instructions and the latest information.**
▶ **Use Form 8949 to list your transactions for lines 1b, 2, 3, 8b, 9, and 10.**

Name(s) shown on return

SARAVANAN NEDUNCHEZHIAN & SHARMLI LAKSHMANRAJ

Your social security number

479-39-9284

Did you dispose of any investment(s) in a qualified opportunity fund during the tax year? **Yes** **No**

If "Yes," attach Form 8949 and see its instructions for additional requirements for reporting your gain or loss.

Part I Short-Term Capital Gains and Losses—Generally Assets Held One Year or Less (see instructions)

See instructions for how to figure the amounts to enter on the lines below.

This form may be easier to complete if you round off cents to whole dollars.

	(d) Proceeds (sales price)	(e) Cost (or other basis)	(g) Adjustments to gain or loss from Form(s) 8949, Part I, line 2, column (g)	(h) Gain or (loss) Subtract column (e) from column (d) and combine the result with column (g)
1a Totals for all short-term transactions reported on Form 1099-B for which basis was reported to the IRS and for which you have no adjustments (see instructions). However, if you choose to report all these transactions on Form 8949, leave this line blank and go to line 1b .				
1b Totals for all transactions reported on Form(s) 8949 with Box A checked	23,945.	22,873.	96.	1,168.
2 Totals for all transactions reported on Form(s) 8949 with Box B checked				
3 Totals for all transactions reported on Form(s) 8949 with Box C checked				
4 Short-term gain from Form 6252 and short-term gain or (loss) from Forms 4684, 6781, and 8824				4
5 Net short-term gain or (loss) from partnerships, S corporations, estates, and trusts from Schedule(s) K-1				5
6 Short-term capital loss carryover. Enter the amount, if any, from line 8 of your Capital Loss Carryover Worksheet in the instructions				6 ()
7 Net short-term capital gain or (loss). Combine lines 1a through 6 in column (h). If you have any long-term capital gains or losses, go to Part II below. Otherwise, go to Part III on the back				7 1,168.

Part II Long-Term Capital Gains and Losses—Generally Assets Held More Than One Year (see instructions)

See instructions for how to figure the amounts to enter on the lines below.

This form may be easier to complete if you round off cents to whole dollars.

	(d) Proceeds (sales price)	(e) Cost (or other basis)	(g) Adjustments to gain or loss from Form(s) 8949, Part II, line 2, column (g)	(h) Gain or (loss) Subtract column (e) from column (d) and combine the result with column (g)
8a Totals for all long-term transactions reported on Form 1099-B for which basis was reported to the IRS and for which you have no adjustments (see instructions). However, if you choose to report all these transactions on Form 8949, leave this line blank and go to line 8b .				
8b Totals for all transactions reported on Form(s) 8949 with Box D checked				
9 Totals for all transactions reported on Form(s) 8949 with Box E checked				
10 Totals for all transactions reported on Form(s) 8949 with Box F checked				
11 Gain from Form 4797, Part I; long-term gain from Forms 2439 and 6252; and long-term gain or (loss) from Forms 4684, 6781, and 8824				11
12 Net long-term gain or (loss) from partnerships, S corporations, estates, and trusts from Schedule(s) K-1				12
13 Capital gain distributions. See the instructions				13
14 Long-term capital loss carryover. Enter the amount, if any, from line 13 of your Capital Loss Carryover Worksheet in the instructions				14 ()
15 Net long-term capital gain or (loss). Combine lines 8a through 14 in column (h). Then, go to Part III on the back				15

Part III Summary

16	Combine lines 7 and 15 and enter the result	16	1,168.
	<ul style="list-style-type: none"> • If line 16 is a gain, enter the amount from line 16 on Form 1040, 1040-SR, or 1040-NR, line 7. Then, go to line 17 below. • If line 16 is a loss, skip lines 17 through 20 below. Then, go to line 21. Also be sure to complete line 22. • If line 16 is zero, skip lines 17 through 21 below and enter -0- on Form 1040, 1040-SR, or 1040-NR, line 7. Then, go to line 22. 		
17	Are lines 15 and 16 both gains? <input type="checkbox"/> Yes. Go to line 18. <input checked="" type="checkbox"/> No. Skip lines 18 through 21, and go to line 22.		
18	If you are required to complete the 28% Rate Gain Worksheet (see instructions), enter the amount, if any, from line 7 of that worksheet ▶	18	
19	If you are required to complete the Unrecaptured Section 1250 Gain Worksheet (see instructions), enter the amount, if any, from line 18 of that worksheet ▶	19	
20	Are lines 18 and 19 both zero or blank and are you not filing Form 4952? <input type="checkbox"/> Yes. Complete the Qualified Dividends and Capital Gain Tax Worksheet in the instructions for Forms 1040 and 1040-SR, line 16. Don't complete lines 21 and 22 below. <input type="checkbox"/> No. Complete the Schedule D Tax Worksheet in the instructions. Don't complete lines 21 and 22 below.		
21	If line 16 is a loss, enter here and on Form 1040, 1040-SR, or 1040-NR, line 7, the smaller of: <ul style="list-style-type: none"> • The loss on line 16; or • (\$3,000), or if married filing separately, (\$1,500) } 	21	()
	Note: When figuring which amount is smaller, treat both amounts as positive numbers.		
22	Do you have qualified dividends on Form 1040, 1040-SR, or 1040-NR, line 3a? <input checked="" type="checkbox"/> Yes. Complete the Qualified Dividends and Capital Gain Tax Worksheet in the instructions for Forms 1040 and 1040-SR, line 16. <input type="checkbox"/> No. Complete the rest of Form 1040, 1040-SR, or 1040-NR.		

Sales and Other Dispositions of Capital Assets

Department of the Treasury
Internal Revenue Service

► Go to www.irs.gov/Form8949 for instructions and the latest information.
► File with your Schedule D to list your transactions for lines 1b, 2, 3, 8b, 9, and 10 of Schedule D.

Name(s) shown on return: SARAVANAN NEDUNCHEZHIAN & SHARMLI LAKSHMANRAJ
Social security number or taxpayer identification number: 479-39-9284

Before you check Box A, B, or C below, see whether you received any Form(s) 1099-B or substitute statement(s) from your broker. A substitute statement will have the same information as Form 1099-B. Either will show whether your basis (usually your cost) was reported to the IRS by your broker and may even tell you which box to check.

Part I Short-Term. Transactions involving capital assets you held 1 year or less are generally short-term (see instructions). For long-term transactions, see page 2.

Note: You may aggregate all short-term transactions reported on Form(s) 1099-B showing basis was reported to the IRS and for which no adjustments or codes are required. Enter the totals directly on Schedule D, line 1a; you aren't required to report these transactions on Form 8949 (see instructions).

You must check Box A, B, or C below. Check only one box. If more than one box applies for your short-term transactions, complete a separate Form 8949, page 1, for each applicable box. If you have more short-term transactions than will fit on this page for one or more of the boxes, complete as many forms with the same box checked as you need.

- (A)** Short-term transactions reported on Form(s) 1099-B showing basis was reported to the IRS (see **Note** above)
- (B)** Short-term transactions reported on Form(s) 1099-B showing basis **wasn't** reported to the IRS
- (C)** Short-term transactions not reported to you on Form 1099-B

1	(a) Description of property (Example: 100 sh. XYZ Co.)	(b) Date acquired (Mo., day, yr.)	(c) Date sold or disposed of (Mo., day, yr.)	(d) Proceeds (sales price) (see instructions)	(e) Cost or other basis. See the Note below and see <i>Column (e)</i> in the separate instructions	Adjustment, if any, to gain or loss. If you enter an amount in column (g), enter a code in column (f). See the separate instructions.		(h) Gain or (loss). Subtract column (e) from column (d) and combine the result with column (g)
						(f) Code(s) from instructions	(g) Amount of adjustment	
	Robinhood Securities LLC	10/04/20	11/17/20	20,866.	20,183.	W	96.	779.
	FIDELITY	07/01/20	08/26/20	3,069.	2,680.			389.
	Robinhood Crypto LLC	08/21/20	08/31/20	10.	10.			0.
2 Totals. Add the amounts in columns (d), (e), (g), and (h) (subtract negative amounts). Enter each total here and include on your Schedule D, line 1b (if Box A above is checked), line 2 (if Box B above is checked), or line 3 (if Box C above is checked) ►				23,945.	22,873.		96.	1,168.

Note: If you checked Box A above but the basis reported to the IRS was incorrect, enter in column (e) the basis as reported to the IRS, and enter an adjustment in column (g) to correct the basis. See *Column (g)* in the separate instructions for how to figure the amount of the adjustment.

SCHEDULE E
(Form 1040)

Supplemental Income and Loss

OMB No. 1545-0074

(From rental real estate, royalties, partnerships, S corporations, estates, trusts, REMICs, etc.)

2020

Department of the Treasury
Internal Revenue Service (99)

▶ Attach to Form 1040, 1040-SR, 1040-NR, or 1041.

Attachment
Sequence No. **13**

▶ Go to www.irs.gov/ScheduleE for instructions and the latest information.

Name(s) shown on return

Your social security number

SARAVANAN NEDUNCHEZHIAN & SHARMLI LAKSHMANRAJ

479-39-9284

Part I **Income or Loss From Rental Real Estate and Royalties** Note: If you are in the business of renting personal property, use **Schedule C**. See instructions. If you are an individual, report farm rental income or loss from **Form 4835** on page 2, line 40.

A Did you make any payments in 2020 that would require you to file Form(s) 1099? See instructions Yes No

B If "Yes," did you or will you file required Form(s) 1099? Yes No

1a	Physical address of each property (street, city, state, ZIP code)				
A	madipakkam, chennai Tamil Nadu IN 600091				
B					
C					
1b	Type of Property (from list below)	2 For each rental real estate property listed above, report the number of fair rental and personal use days. Check the QJV box only if you meet the requirements to file as a qualified joint venture. See instructions.	Fair Rental Days	Personal Use Days	QJV
A	3		365	0	<input type="checkbox"/>
B					<input type="checkbox"/>
C					<input type="checkbox"/>

Type of Property:

- 1 Single Family Residence 3 Vacation/Short-Term Rental 5 Land 7 Self-Rental
- 2 Multi-Family Residence 4 Commercial 6 Royalties 8 Other (describe)

Income:		Properties:	A	B	C
3	Rents received	3	550.		
4	Royalties received	4			

Expenses:

5	Advertising	5			
6	Auto and travel (see instructions)	6			
7	Cleaning and maintenance	7	1,300.		
8	Commissions.	8			
9	Insurance	9			
10	Legal and other professional fees	10			
11	Management fees	11	1,235.		
12	Mortgage interest paid to banks, etc. (see instructions)	12			
13	Other interest.	13			
14	Repairs.	14	2,295.		
15	Supplies	15	2,100.		
16	Taxes	16			
17	Utilities.	17	1,855.		
18	Depreciation expense or depletion	18			
19	Other (list) ▶ _____	19			
20	Total expenses. Add lines 5 through 19	20	8,785.		

21 Subtract line 20 from line 3 (rents) and/or 4 (royalties). If result is a (loss), see instructions to find out if you must file **Form 6198** **21** -8,235.

22 Deductible rental real estate loss after limitation, if any, on **Form 8582** (see instructions) **22** (-8,235.) () ()

23a	Total of all amounts reported on line 3 for all rental properties	23a	550.	
b	Total of all amounts reported on line 4 for all royalty properties	23b		
c	Total of all amounts reported on line 12 for all properties	23c		
d	Total of all amounts reported on line 18 for all properties	23d		
e	Total of all amounts reported on line 20 for all properties	23e	8,785.	

24 **Income.** Add positive amounts shown on line 21. **Do not** include any losses **24**

25 **Losses.** Add royalty losses from line 21 and rental real estate losses from line 22. Enter total losses here **25** (8,235.)

26 **Total rental real estate and royalty income or (loss).** Combine lines 24 and 25. Enter the result here. If Parts II, III, IV, and line 40 on page 2 do not apply to you, also enter this amount on Schedule 1 (Form 1040), line 5. Otherwise, include this amount in the total on line 41 on page 2 **26** -8,235.

For Paperwork Reduction Act Notice, see the separate instructions.

Schedule E (Form 1040) 2020

Health Savings Accounts (HSAs)

Department of the Treasury
Internal Revenue Service

▶ **Attach to Form 1040, 1040-SR, or 1040-NR.**
▶ **Go to www.irs.gov/Form8889 for instructions and the latest information.**

2020
Attachment
Sequence No. **52**

Name(s) shown on Form 1040, 1040-SR, or 1040-NR
SARAVANAN NEDUNCHEZHIAN

Social security number of HSA
beneficiary. If both spouses
have HSAs, see instructions ▶ **479-39-9284**

Before you begin: Complete Form 8853, Archer MSAs and Long-Term Care Insurance Contracts, if required.

Part I HSA Contributions and Deduction. See the instructions before completing this part. If you are filing jointly and both you and your spouse each have separate HSAs, complete a separate Part I for each spouse.

1	Check the box to indicate your coverage under a high-deductible health plan (HDHP) during 2020. See instructions ▶	<input type="checkbox"/> Self-only	<input checked="" type="checkbox"/> Family
2	HSA contributions you made for 2020 (or those made on your behalf), including those made from January 1, 2021, through April 15, 2021, that were for 2020. Do not include employer contributions, contributions through a cafeteria plan, or rollovers. See instructions	2	0.
3	If you were under age 55 at the end of 2020 and, on the first day of every month during 2020, you were, or were considered, an eligible individual with the same coverage, enter \$3,550 (\$7,100 for family coverage). All others , see the instructions for the amount to enter	3	7,100.
4	Enter the amount you and your employer contributed to your Archer MSAs for 2020 from Form 8853, lines 1 and 2. If you or your spouse had family coverage under an HDHP at any time during 2020, also include any amount contributed to your spouse's Archer MSAs	4	0.
5	Subtract line 4 from line 3. If zero or less, enter -0-	5	7,100.
6	Enter the amount from line 5. But if you and your spouse each have separate HSAs and had family coverage under an HDHP at any time during 2020, see the instructions for the amount to enter	6	7,100.
7	If you were age 55 or older at the end of 2020, married, and you or your spouse had family coverage under an HDHP at any time during 2020, enter your additional contribution amount. See instructions	7	
8	Add lines 6 and 7	8	7,100.
9	Employer contributions made to your HSAs for 2020	9	3,497.
10	Qualified HSA funding distributions	10	
11	Add lines 9 and 10	11	3,497.
12	Subtract line 11 from line 8. If zero or less, enter -0-	12	3,603.
13	HSA deduction. Enter the smaller of line 2 or line 12 here and on Schedule 1 (Form 1040), Part II, line 12 Caution: If line 2 is more than line 13, you may have to pay an additional tax. See instructions.	13	0.

Part II HSA Distributions. If you are filing jointly and both you and your spouse each have separate HSAs, complete a separate Part II for each spouse.

14a	Total distributions you received in 2020 from all HSAs (see instructions)	14a	
b	Distributions included on line 14a that you rolled over to another HSA. Also include any excess contributions (and the earnings on those excess contributions) included on line 14a that were withdrawn by the due date of your return. See instructions	14b	
c	Subtract line 14b from line 14a	14c	
15	Qualified medical expenses paid using HSA distributions (see instructions)	15	
16	Taxable HSA distributions. Subtract line 15 from line 14c. If zero or less, enter -0-. Also, include this amount in the total on Schedule 1 (Form 1040), Part I, line 8, and enter "HSA" and the amount on the dotted line	16	
17a	If any of the distributions included on line 16 meet any of the Exceptions to the Additional 20% Tax (see instructions), check here ▶ <input type="checkbox"/>		
b	Additional 20% tax (see instructions). Enter 20% (0.20) of the distributions included on line 16 that are subject to the additional 20% tax. Also, include this amount in the total on Schedule 2 (Form 1040), Part II, line 8; check box c and enter "HSA" and the amount on the line next to the box	17b	

Part III Income and Additional Tax for Failure To Maintain HDHP Coverage. See the instructions before completing this part. If you are filing jointly and both you and your spouse each have separate HSAs, complete a separate Part III for each spouse.

18	Last-month rule	18	
19	Qualified HSA funding distribution	19	
20	Total income. Add lines 18 and 19. Include this amount on Schedule 1 (Form 1040), Part I, line 8, and enter "HSA" and the amount on the dotted line	20	
21	Additional tax. Multiply line 20 by 10% (0.10). Include this amount in the total on Schedule 2 (Form 1040), Part II, line 8; check box c and enter "HDHP" and the amount on the line next to the box	21	

Paid Preparer's Due Diligence Checklist

Earned Income Credit (EIC), American Opportunity Tax Credit (AOTC), Child Tax Credit (CTC) (including the Additional Child Tax Credit (ACTC) and Credit for Other Dependents (ODC)), and Head of Household (HOH) Filing Status

2020

Department of the Treasury
Internal Revenue Service

▶ **To be completed by preparer and filed with Form 1040, 1040-SR, 1040-NR, 1040-PR, or 1040-SS.**
▶ **Go to www.irs.gov/Form8867 for instructions and the latest information.**

Attachment
Sequence No. **70**

Taxpayer name(s) shown on return SARAVANAN NEDUNCHEZHIAN & SHARMLI LAKSHMANRAJ	Taxpayer identification number 479-39-9284
Enter preparer's name and PTIN SYAM PRIYA RAM SAGAR GUPTA TALLAM P02082703	

Part I Due Diligence Requirements

Please check the appropriate box for the credit(s) and/or HOH filing status claimed on the return and complete the related Parts I-V for the benefit(s) claimed (check all that apply). EIC CTC/ACTC/ODC AOTC HOH

	Yes	No	N/A
1 Did you complete the return based on information for tax year 2020 provided by the taxpayer or reasonably obtained by you?	<input checked="" type="checkbox"/>	<input type="checkbox"/>	
2 If credits are claimed on the return, did you complete the applicable EIC and/or CTC/ACTC/ODC worksheets found in the Form 1040, 1040-SR, 1040-NR, 1040-PR, or 1040-SS instructions, and/or the AOTC worksheet found in the Form 8863 instructions, or your own worksheet(s) that provides the same information, and all related forms and schedules for each credit claimed?	<input checked="" type="checkbox"/>	<input type="checkbox"/>	<input type="checkbox"/>
3 Did you satisfy the knowledge requirement? To meet the knowledge requirement, you must do both of the following. • Interview the taxpayer, ask questions, and contemporaneously document the taxpayer's responses to determine that the taxpayer is eligible to claim the credit(s) and/or HOH filing status. • Review information to determine that the taxpayer is eligible to claim the credit(s) and/or HOH filing status and to figure the amount(s) of any credit(s)	<input checked="" type="checkbox"/>	<input type="checkbox"/>	
4 Did any information provided by the taxpayer or a third party for use in preparing the return, or information reasonably known to you, appear to be incorrect, incomplete, or inconsistent? (If "Yes," answer questions 4a and 4b. If "No," go to question 5.)	<input type="checkbox"/>	<input checked="" type="checkbox"/>	
a Did you make reasonable inquiries to determine the correct, complete, and consistent information?	<input type="checkbox"/>	<input type="checkbox"/>	
b Did you contemporaneously document your inquiries? (Documentation should include the questions you asked, whom you asked, when you asked, the information that was provided, and the impact the information had on your preparation of the return.)	<input type="checkbox"/>	<input type="checkbox"/>	
5 Did you satisfy the record retention requirement? To meet the record retention requirement, you must keep a copy of your documentation referenced in 4b, a copy of this Form 8867, a copy of any applicable worksheet(s), a record of how, when, and from whom the information used to prepare Form 8867 and any applicable worksheet(s) was obtained, and a copy of any document(s) provided by the taxpayer that you relied on to determine eligibility for the credit(s) and/or HOH filing status or to figure the amount(s) of the credit(s) List those documents provided by the taxpayer, if any, that you relied on: _____ _____ _____	<input checked="" type="checkbox"/>	<input type="checkbox"/>	
6 Did you ask the taxpayer whether he/she could provide documentation to substantiate eligibility for the credit(s) and/or HOH filing status and the amount(s) of any credit(s) claimed on the return if his/her return is selected for audit?	<input checked="" type="checkbox"/>	<input type="checkbox"/>	
7 Did you ask the taxpayer if any of these credits were disallowed or reduced in a previous year? (If credits were disallowed or reduced, go to question 7a; if not, go to question 8.)	<input checked="" type="checkbox"/>	<input type="checkbox"/>	<input type="checkbox"/>
a Did you complete the required recertification Form 8862?	<input type="checkbox"/>	<input type="checkbox"/>	<input type="checkbox"/>
8 If the taxpayer is reporting self-employment income, did you ask questions to prepare a complete and correct Schedule C (Form 1040)?	<input type="checkbox"/>	<input type="checkbox"/>	<input type="checkbox"/>

Part II Due Diligence Questions for Returns Claiming EIC (If the return does not claim EIC, go to Part III.)

	Yes	No	N/A
9a Have you determined that the taxpayer is eligible to claim the EIC for the number of qualifying children claimed, or is eligible to claim the EIC without a qualifying child? (If the taxpayer is claiming the EIC and does not have a qualifying child, go to question 10.)	<input type="checkbox"/>	<input type="checkbox"/>	
b Did you ask the taxpayer if the child lived with the taxpayer for over half of the year, even if the taxpayer has supported the child the entire year?	<input type="checkbox"/>	<input type="checkbox"/>	
c Did you explain to the taxpayer the rules about claiming the EIC when a child is the qualifying child of more than one person (tiebreaker rules)?	<input type="checkbox"/>	<input type="checkbox"/>	<input type="checkbox"/>

Part III Due Diligence Questions for Returns Claiming CTC/ACTC/ODC (If the return does not claim CTC, ACTC, or ODC, go to Part IV.)

	Yes	No	N/A
10 Have you determined that each qualifying person for the CTC/ACTC/ODC is the taxpayer's dependent who is a citizen, national, or resident of the United States?	<input checked="" type="checkbox"/>	<input type="checkbox"/>	
11 Did you explain to the taxpayer that he/she may not claim the CTC/ACTC if the taxpayer has not lived with the child for over half of the year, even if the taxpayer has supported the child, unless the child's custodial parent has released a claim to exemption for the child?	<input type="checkbox"/>	<input type="checkbox"/>	<input type="checkbox"/>
12 Did you explain to the taxpayer the rules about claiming the CTC/ACTC/ODC for a child of divorced or separated parents (or parents who live apart), including any requirement to attach a Form 8332 or similar statement to the return?	<input checked="" type="checkbox"/>	<input type="checkbox"/>	<input type="checkbox"/>

Part IV Due Diligence Questions for Returns Claiming AOTC (If the return does not claim AOTC, go to Part V.)

	Yes	No
13 Did the taxpayer provide substantiation for the credit, such as a Form 1098-T and/or receipts for the qualified tuition and related expenses for the claimed AOTC?	<input type="checkbox"/>	<input type="checkbox"/>

Part V Due Diligence Questions for Claiming HOH (If the return does not claim HOH filing status, go to Part VI.)

	Yes	No
14 Have you determined that the taxpayer was unmarried or considered unmarried on the last day of the tax year and provided more than half of the cost of keeping up a home for the year for a qualifying person?	<input type="checkbox"/>	<input type="checkbox"/>

Part VI Eligibility Certification

- ▶ **You will have complied with all due diligence requirements for claiming the applicable credit(s) and/or HOH filing status on the return of the taxpayer identified above if you:**
 - A. Interview the taxpayer, ask adequate questions, contemporaneously document the taxpayer's responses on the return or in your notes, review adequate information to determine if the taxpayer is eligible to claim the credit(s) and/or HOH filing status and to figure the amount(s) of the credit(s);
 - B. Complete this Form 8867 truthfully and accurately and complete the actions described in this checklist for any applicable credit(s) claimed and HOH filing status, if claimed;
 - C. Submit Form 8867 in the manner required; **and**
 - D. Keep all five of the following records for 3 years from the latest of the dates specified in the Form 8867 instructions under *Document Retention*.
 1. A copy of this Form 8867.
 2. The applicable worksheet(s) or your own worksheet(s) for any credit(s) claimed.
 3. Copies of any documents provided by the taxpayer on which you relied to determine the taxpayer's eligibility for the credit(s) and/or HOH filing status and to figure the amount(s) of the credit(s).
 4. A record of how, when, and from whom the information used to prepare this form and the applicable worksheet(s) was obtained.
 5. A record of any additional information you relied upon, including questions you asked and the taxpayer's responses, to determine the taxpayer's eligibility for the credit(s) and/or HOH filing status and to figure the amount(s) of the credit(s).

▶ **If you have not complied with all due diligence requirements, you may have to pay a \$540 penalty for each failure to comply related to a claim of an applicable credit or HOH filing status.**

15 Do you certify that all of the answers on this Form 8867 are, to the best of your knowledge, true, correct, and complete?	Yes	No
	<input checked="" type="checkbox"/>	<input type="checkbox"/>

Passive Activity Loss Limitations

Department of the Treasury
Internal Revenue Service (99)

▶ See separate instructions.
▶ Attach to Form 1040, 1040-SR, or 1041.
▶ Go to www.irs.gov/Form8582 for instructions and the latest information.

Name(s) shown on return

SARAVANAN NEDUNCHEZHIAN & SHARMLI LAKSHMANRAJ

Identifying number

479-39-9284

Part I 2020 Passive Activity Loss

Caution: Complete Worksheets 1, 2, and 3 before completing Part I.

Rental Real Estate Activities With Active Participation (For the definition of active participation, see **Special Allowance for Rental Real Estate Activities** in the instructions.)

1a Activities with net income (enter the amount from Worksheet 1, column (a))	1a	0.	
b Activities with net loss (enter the amount from Worksheet 1, column (b))	1b	(8,235.)	
c Prior years' unallowed losses (enter the amount from Worksheet 1, column (c))	1c	()	
d Combine lines 1a, 1b, and 1c	1d		-8,235.

Commercial Revitalization Deductions From Rental Real Estate Activities

2a Commercial revitalization deductions from Worksheet 2, column (a)	2a	()	
b Prior year unallowed commercial revitalization deductions from Worksheet 2, column (b)	2b	()	
c Add lines 2a and 2b	2c	()	

All Other Passive Activities

3a Activities with net income (enter the amount from Worksheet 3, column (a))	3a		
b Activities with net loss (enter the amount from Worksheet 3, column (b))	3b	()	
c Prior years' unallowed losses (enter the amount from Worksheet 3, column (c))	3c	()	
d Combine lines 3a, 3b, and 3c	3d		

4 Combine lines 1d, 2c, and 3d. If this line is zero or more, stop here and include this form with your return; all losses are allowed, including any prior year unallowed losses entered on line 1c, 2b, or 3c. Report the losses on the forms and schedules normally used	4		-8,235.
--	----------	--	---------

- If line 4 is a loss and:
- Line 1d is a loss, go to Part II.
 - Line 2c is a loss (and line 1d is zero or more), skip Part II and go to Part III.
 - Line 3d is a loss (and lines 1d and 2c are zero or more), skip Parts II and III and go to line 15.

Caution: If your filing status is married filing separately and you lived with your spouse at any time during the year, **do not** complete Part II or Part III. Instead, go to line 15.

Part II Special Allowance for Rental Real Estate Activities With Active Participation

Note: Enter all numbers in Part II as positive amounts. See instructions for an example.

5 Enter the smaller of the loss on line 1d or the loss on line 4	5	8,235.
6 Enter \$150,000. If married filing separately, see instructions	6	150,000.
7 Enter modified adjusted gross income, but not less than zero. See instructions	7	117,489.
Note: If line 7 is greater than or equal to line 6, skip lines 8 and 9, enter -0- on line 10. Otherwise, go to line 8.		
8 Subtract line 7 from line 6	8	32,511.
9 Multiply line 8 by 50% (0.50). Do not enter more than \$25,000. If married filing separately, see instructions	9	16,256.
10 Enter the smaller of line 5 or line 9	10	8,235.

If line 2c is a loss, go to Part III. Otherwise, go to line 15.

Part III Special Allowance for Commercial Revitalization Deductions From Rental Real Estate Activities

Note: Enter all numbers in Part III as positive amounts. See the example for Part II in the instructions.

11 Enter \$25,000 reduced by the amount, if any, on line 10. If married filing separately, see instructions	11	
12 Enter the loss from line 4	12	
13 Reduce line 12 by the amount on line 10	13	
14 Enter the smallest of line 2c (treated as a positive amount), line 11, or line 13	14	

Part IV Total Losses Allowed

15 Add the income, if any, on lines 1a and 3a and enter the total	15	0.
16 Total losses allowed from all passive activities for 2020. Add lines 10, 14, and 15. See instructions to find out how to report the losses on your tax return	16	8,235.

Caution: The worksheets must be filed with your tax return. Keep a copy for your records.

Worksheet 1—For Form 8582, Lines 1a, 1b, and 1c (see instructions)

Name of activity	Current year		Prior years	Overall gain or loss	
	(a) Net income (line 1a)	(b) Net loss (line 1b)	(c) Unallowed loss (line 1c)	(d) Gain	(e) Loss
madipakkam, chennai	0.	8,235.			8,235.
Total. Enter on Form 8582, lines 1a, 1b, and 1c	0.	8,235.			

Worksheet 2—For Form 8582, Lines 2a and 2b (see instructions)

Name of activity	(a) Current year deductions (line 2a)	(b) Prior year unallowed deductions (line 2b)	(c) Overall loss
Total. Enter on Form 8582, lines 2a and 2b			

Worksheet 3—For Form 8582, Lines 3a, 3b, and 3c (see instructions)


Name of activity	Current year		Prior years	Overall gain or loss	
	(a) Net income (line 3a)	(b) Net loss (line 3b)	(c) Unallowed loss (line 3c)	(d) Gain	(e) Loss
Total. Enter on Form 8582, lines 3a, 3b, and 3c					

Worksheet 4—Use This Worksheet if an Amount Is Shown on Form 8582, Line 10 or 14. See instructions.

Name of activity	Form or schedule and line number to be reported on (see instructions)	(a) Loss	(b) Ratio	(c) Special allowance	(d) Subtract column (c) from column (a)
madipakkam, chennai	E Ln 22	8,235.	1.00000000	8,235.	0.
Total		8,235.	1.00	8,235.	0.

Worksheet 5—Allocation of Unallowed Losses (see instructions)

Name of activity	Form or schedule and line number to be reported on (see instructions)	(a) Loss	(b) Ratio	(c) Unallowed loss
Total			1.00	



040MP01200

For Privacy Act Notification, See Instructions

Your Social Security Number (required)
479399284

Last Name, First Name, Initial (Joint Filers enter first name and middle initial of each. Enter spouse's/CU partner's last name ONLY if different.)
NEDUNCHEZHIAN SARAVANAN & LAKSHMANRAJ SHARML

Spouse's/CU Partner's SSN (if filing jointly)
957923714

County/Municipality Code (See Table page 50)
1429

Home Address (Number and Street, including apartment number)
100 VAIL RD APT M16

City, Town, Post Office
PARSIPPANY

State ZIP Code
NJ 07054

Driver's License Number (Voluntary) (See instructions)

- Federal extension filed.
- The address above is a foreign address.
- Your address has changed.
- Death certificate is enclosed.
- Do not want a paper form next year.
- I authorize the Division of Taxation to discuss my return and enclosures with my preparer.
- NJ-1040-O is enclosed.


Gubernatorial Elections Fund Note: This does not reduce your refund or increase your balance due.

Do you want to designate \$1 to the Gubernatorial Elections Fund?	You	Yes	No
If joint return, does your spouse want to designate \$1?	Spouse/CU Partner	Yes	No

Direct Deposit Information

dd1. Direct deposit indicator (1 for direct deposit, 4 for no direct deposit)	dd1.	1	
dd2. Account type (C for checking, S for savings)	dd2.	C	
dd3. Fill in the checkbox if the direct deposit is going to an account outside the United States	dd3.		
dd4. Routing number	dd4.		053000219
dd5. Account number	dd5.		9221539316





040MP02200

Name(s) as shown on Form NJ-1040

NEDUNCHEZHIAN SARAVANAN & LAKSHMANRAJ S

Your Social Security Number

479399284

1555

Part-year residents, provide months/days you were a New Jersey resident during 2020:

From: To:

Fiscal year filers only:

Enter month of your year end 2 0 2 1

Filing Status

Fill in only one.

- 1. Single
 - 2. Married/CU Couple, filing joint return
 - 3. Married/CU Partner, filing separate return
 - 4. Head of Household Enter spouse's/CU partner's SSN
 - 5. Qualifying Widow(er)/Surviving CU Partner
- Indicate the year of your spouse's/CU partner's death: 2018 2019


Exemptions

Fill in the ovals that apply. You must enter a total in the boxes to the right and complete the calculation.

6. Regular	<input checked="" type="checkbox"/>	Self	<input checked="" type="checkbox"/>	Spouse/CU Partner	Domestic Partner	2	x \$1,000 =	<u>2000</u>
7. Senior 65+ (Born in 1955 or earlier)		Self		Spouse/CU Partner			x \$1,000 =	_____
8. Blind/Disabled		Self		Spouse/CU Partner			x \$1,000 =	_____
9. Veteran		Self		Spouse/CU Partner			x \$6,000 =	_____
10. Qualified Dependent Children						1	x \$1,500 =	<u>1500</u>
11. Other Dependents							x \$1,500 =	_____
12. Dependents Attending Colleges (See instructions)							x \$1,000 =	_____
13. Total Exemption Amount (Add totals from the lines at 6 through 12)							13.	<u>3500</u> .

14. Dependent Information. Provide the following information for each dependent.

	Last Name, First Name, Middle Initial	Social Security Number	Birth Year	No Health Insurance
a.	<u>SARAVANAN, KAVIN</u>	<u>286419976</u>	<u>2019</u>	
b.	_____			
c.	_____			
d.	_____			



040MP03200

Name(s) as shown on Form NJ-1040


NEDUNCHEZHIAN SARAVANAN & LAKSHMANRAJ SH

Your Social Security Number

479399284

1555

15. Wages, salaries, tips, and other employee compensation (State wages from Box 16 of enclosed W-2(s)) (See instructions)	15.	129043	.
16a. Taxable interest income (Enclose federal Schedule B if over \$1,500) (See instructions)	16a.	.	.
16b. Tax-exempt interest income (Enclose Schedule) (See instructions) Do not include on line 16a	16b.	.	.
17. Dividends	17.	4	.
18. Net profits from business (Schedule NJ-BUS-1, Part I, line 4) (Enclose federal Schedule C)	18.	.	.
19. Net gains or income from disposition of property (Schedule NJ-DOP, line 4)	19.	1168	.
20a. Pensions, Annuities, and IRA Withdrawals (See instructions)	20a.	.	.
20b. Excludable Pensions, Annuities, and IRA Withdrawals	20b.	.	.
21. Distributive Share of Partnership Income (Schedule NJ-BUS-1, Part II, line 4) (Enclose Schedule NJ-K-1 or federal Schedule K-1)	21.	.	.
22. Net pro rata share of S Corporation Income (Schedule NJ-BUS-1, Part III, line 4) (Enclose Schedule NJ-K-1 or federal Schedule K-1)	22.	.	.
23. Net gains or income from rents, royalties, patents, and copyrights (Schedule NJ-BUS-1, Part IV, line 4)	23.	.	.
24. Net Gambling Winnings (See instructions)	24.	.	.
25. Alimony and Separate Maintenance Payments received	25.	.	.
26. Other (Enclose documents) (See instructions)	26.	.	.
27. Total Income (Add lines 15, 16a, 17 through 20a, and 21 through 26)	27.	130215	.
28a. Retirement/Pension Exclusion (See instructions)	28a.	.	.
28b. Other Retirement Income Exclusion (See Worksheet D and instructions page 19)	28b.	.	.
28c. Total Exclusion Amount (Add lines 28a and 28b)	28c.	.	.
29. New Jersey Gross Income (Subtract line 28c from line 27) (See instructions)	29.	130215	.
30. Exemption Amount (Enter amount from line 13. Part-year residents see instr.)	30.	3500	.
31. Medical Expenses (See Worksheet F and instructions)	31.	.	.
32. Alimony and Separate Maintenance Payments (See instructions)	32.	.	.
33. Qualified Conservation Contribution	33.	.	.
34. Health Enterprise Zone Deduction	34.	.	.
35. Alternative Business Calculation Adjustment (Schedule NJ-BUS-2, line 11)	35.	0	.
36. Organ/Bone Marrow Donation Deduction (See instructions)	36.	.	.
37. Total Exemptions and Deductions (Add lines 30 through 36)	37.	3500	.
38. Taxable Income (Subtract line 37 from line 29)	38.	126715	.
39a. Total Property Taxes (18% of Rent) Paid (See instructions page 23)	39a.	.	.
39b. Block	.	.	.
39b. Lot	.	.	.
39b. Qualifier		Fill in if you completed Worksheet G	
39c. County/Municipality Code			
39d. Indicate your residency status during 2020 (fill in only one)	Homeowner	Tenant	Both
40. Property Tax Deduction (From Worksheet H) (See instructions)	40.	.	.
41. New Jersey Taxable Income (Subtract line 40 from line 38)	41.	126715	.
42. Tax on Amount on line 41 (Tax Table page 52)	42.	4226	.
43. Credit For Income Taxes Paid to Other Jurisdictions (Enclose Schedule NJ-COJ) (See instructions)	43.	.	.
Enter Code			
44. Balance of Tax (Subtract line 43 from line 42)	44.	4226	.
45. Child and Dependent Care Credit (See instructions)	45.	.	.
Fill in if you are a CU couple claiming the Child and Dependent Care Credit			
46. Sheltered Workshop Tax Credit	46.	.	.
47. Gold Star Family Counseling Credit (See instructions)	47.	.	.
48. Credit for Employer of Organ/Bone Marrow Donor (See instructions)	48.	.	.
49. Total credits (Add lines 45 through 48)	49.	.	.
50. Balance of Tax After Credits (Subtract line 49 from line 44) If zero or less, make no entry	50.	4226	.
51. Use Tax Due on Internet, Mail-Order, or Other Out-of-State Purchases (See instructions) If no Use Tax, enter 0	51.	0	.
52. Interest on Underpayment of Estimated Tax	52.	.	.
Fill in if Form NJ-2210 is enclosed			



040MP04200

Name(s) as shown on Form NJ-1040

NEDUNCHEZHIAN SARAVANAN & LAKSHMANRAJ SH

Your Social Security Number

479399284

1555

53. Shared Responsibility Payment (See instructions) REQUIRED Enclose Schedule HCC and fill in <input checked="" type="checkbox"/>	53.	0	.
54. Total Tax Due (Add lines 50 through 53)	54.	4226	.
55. Total New Jersey Income Tax Withheld (Enclose Forms W-2 and 1099)	55.	4876	.
56. Property Tax Credit (See instructions page 23)	56.	.	.
57. New Jersey Estimated Tax Payments/Credit from 2019 tax return	57.	.	.
58. New Jersey Earned Income Tax Credit (See instructions) Fill in if you had the IRS calculate your federal earned income credit Fill in if you are a CU couple claiming the NJ Earned Income Tax Credit	58.	.	.
59. Excess New Jersey UI/WF/SWF Withheld (Enclose Form NJ-2450) (See instructions)	59.	.	.
60. Excess New Jersey Disability Insurance Withheld (Enclose Form NJ-2450) (See instructions)	60.	.	.
61. Excess New Jersey Family Leave Insurance Withheld (Enclose Form NJ-2450) (See instructions)	61.	.	.
62. Wounded Warrior Caregivers Credit (See instructions)	62.	.	.
63. Pass-Through Business Alternative Income Tax Credit (See instructions)	63.	.	.
64. Total Withholdings, Credits, and Payments (Add lines 55 through 63)	64.	4876	.
65. If line 64 is less than line 54, you have tax due. Subtract line 64 from line 54 and enter the amount you owe If you owe tax, you can still make a donation on lines 68 through 75.	65.	.	.
66. If the total on line 64 is more than line 54, you have an overpayment. Subtract line 54 from line 64 and enter the overpayment	66.	650	.
67. Amount from line 66 you want to credit to your 2021 tax	67.	.	.
68. Contribution to N.J. Endangered Wildlife Fund \$10 \$20 Other	68.	.	.
69. Contribution to N.J. Children's Trust Fund to Prevent Child Abuse \$10 \$20 Other	69.	.	.
70. Contribution to N.J. Vietnam Veterans' Memorial Fund \$10 \$20 Other	70.	.	.
71. Contribution to N.J. Breast Cancer Research Fund \$10 \$20 Other	71.	.	.
72. Contribution to U.S.S. New Jersey Educational Museum Fund \$10 \$20 Other	72.	.	.
73. Other Designated Contribution (See instructions) \$10 \$20 Other Enter Code	73.	.	.
74. Other Designated Contribution (See instructions) \$10 \$20 Other Enter Code	74.	.	.
75. Other Designated Contribution (See instructions) \$10 \$20 Other Enter Code	75.	.	.
76. Total Adjustments to Tax Due/Overpayment amount (Add lines 67 through 75)	76.	.	.
77. Balance due (If line 65 is more than zero, add line 65 and line 76)	77.	.	.
78. Refund amount (If line 66 is more than zero, subtract line 76 from line 66)	78.	650	.

Under penalties of perjury, I declare that I have examined this Income Tax return, including accompanying schedules and statements, and to the best of my knowledge and belief, it is true, correct, and complete. If prepared by a person other than the taxpayer, this declaration is based on all information of which the preparer has any knowledge.

Your Signature Date Spouse's/CU Partner's Signature (required if filing jointly) Date

Paid Preparer's Signature Federal Identification Number

SYAM PRIYA RAM SAGAR GUPTA TALLAM P02082703
Firm's Name Firm's Federal Employer Identification Number

GLOBAL TAXES LLC 30-1017196

Tax Due Address
Enclose payment along with the NJ-1040-V payment voucher and tax return. Use the labels provided with the envelope and mail to:
State of New Jersey
Division of Taxation
Revenue Processing Center - Payment
PO Box 111
Trenton, NJ 08645-0111
Include Social Security number and make check or money order payable to:
State of New Jersey - TGI
You can also make a payment on our website:
www.njtaxation.org

Refund or No Tax Due Address
Use the labels provided with the envelope and mail to:
New Jersey Division of Taxation
Revenue Processing Center - Refunds
PO Box 555
Trenton, NJ 08647-0555

Schedule NJ-DOP

Net Gains or Income From Disposition of Property

2020

List the net gains or income, less net loss, derived from the sale, exchange, or other disposition of property including real or personal whether tangible or intangible.						
	(a)	(b)	(c)	(d)	(e)	(f)
1.	Kind of property and description	Date acquired (mm/dd/yyyy)	Date sold (mm/dd/yyyy)	Gross sales price	Cost or other basis as adjusted (see instructions) and expense of sale	Gain or (loss) (d minus e)
	Robinhood Securities LLC	10/04/2020	11/17/2020	20,866.	20,087.	779.
	FIDELITY	07/01/2020	08/26/2020	3,069.	2,680.	389.
	Robinhood Crypto LLC	08/21/2020	08/31/2020	10.	10.	0.
2.	Capital Gains Distributions					
3.	Other Net Gains.....					
4.	Net Gains (Add lines 1, 2, and 3.) (Enter here and on line 19. If loss, enter ZERO here and make no entry on line 19.).....					1,168.

Schedule NJ-WWC

Wounded Warrior Caregivers Credit

2020

<p>Did you provide care for a relative who was a qualifying armed services member (see instructions)? <input type="radio"/> Yes <input type="radio"/> No</p> <p>If "Yes," enter the name and Social Security number of the qualifying service member.</p> <p style="text-align: center;">- -</p> <p>_____</p> <p>Last Name, First Name, Initial Social Security number</p> <p>Enter your relationship to the qualifying service member.</p> <p>_____</p> <p>If "No," you are not eligible for a Wounded Warrior Caregivers Credit. Make no entry on line 62, NJ-1040.</p>			
1. Enter the federal disability compensation of the armed services member	1.		
2. Maximum credit allowed	2.	675	00
3. Enter the lesser of line 1 or line 2	3.		
4. Were you the only caregiver for this service member during the tax year? <input type="radio"/> Yes <input type="radio"/> No If "No," enter your share (percentage) of the total care expenses for the year.	4.		%
5. If you answered "Yes" at line 4, enter the amount from line 3 here and on line 62, NJ-1040. If you answered "No" at line 4, multiply the amount on line 3 by the percentage on line 4. Enter the result here and on line 62, NJ-1040	5.		

Keep a copy of this schedule for your records

Name(s) as shown on Form NJ-1040 NEDUNCHEZHIAN, SARAVANAN & LAKSHMANRAJ, SHARMLI	Social Security Number 479-39-9284
---	---------------------------------------

Schedule NJ-BUS-1
(Form NJ-1040)

New Jersey Gross Income Tax
Business Income Summary Schedule

2020

Part I Net Profits From Business		List the net profit (loss) from business(es). See Instructions.	
	Business Name	Social Security Number/ Federal EIN	Profit or (Loss)
1.			
2.			
3.			
4.	Net Profit or (Loss). (Add lines 1, 2, and 3.) (Enter here and on line 18, NJ-1040. If loss, make no entry on line 18.)		4.

Part II Distributive Share of Partnership Income		List the distributive share of income (loss) from partnership(s). See instructions.	
	Partnership Name	Federal EIN	Share of Partnership Income or (Loss)
1.			
2.			
3.			
4.	Distributive Share of Partnership Income or (Loss). (Add lines 1, 2, and 3.) (Enter here and on line 21, NJ-1040. If loss, make no entry on line 21.)		4.

Part III Net Pro Rata Share of S Corporation Income		List the pro rata share of income (usable loss) from S corporation(s). See instructions.	
	S Corporation Name	Federal EIN	Pro Rata Share of S Corporation Income or (Usable Loss)
1.			
2.			
3.			
4.	Net Pro Rata Share of S Corporation Income or (Usable Loss). (Add lines 1, 2, and 3.) (Enter here and on line 22, NJ-1040. If loss, make no entry on line 22.)		4.

Part IV Net Gains or Income From Rents, Royalties, Patents, and Copyrights		List the net gains or net income, less net loss, derived from or in the form of rents, royalties, patents, and copyrights. See instructions. Type of Property: 1 – Rental real estate 2 – Royalties 3 – Patents 4 – Copyrights		
	Source of Income or Loss. If rental real estate, enter physical address of property.	Social Security Number/ Federal EIN	Type – Enter number from list above	Income or (Loss)
1.	madipakkam, chennai	479399284	1	-8,235.
2.				
3.				
4.	Net Income or (Loss). (Add lines 1, 2, and 3.) (Enter here and on line 23, NJ-1040. If loss, make no entry on line 23.)			4. -8,235.

Keep a copy of this schedule for your records

Schedule NJ-BUS-2 New Jersey Gross Income Tax **2020**
 (Form NJ-1040) Alternative Business Calculation Adjustment

PART I Income (Loss)		Column A		Column B	
		Reportable Regular Business Income		Alternative Business Income (Loss)	
1.	Net Profits From Business	1a.	0.	1b.	0.
2.	Distributive Share of Partnership Income	2a.	0.	2b.	0.
3.	Net Pro Rata Share of S Corporation Income	3a.	0.	3b.	0.
4.	Net Gain or Income From Rents, Royalties, Patents, and Copyrights	4a.	0.	4b.	-8,235.
5.	Loss Carryforward From Tax Year 2019			5b.	()
6.	Totals	6a.	0.	6b.	-8,235.
PART II Adjustment Calculation					
7.	Total Regular Business Income	7.	0.		
8.	Total Alternative Business Income/(Loss). (If loss, enter zero)	8.	0.		
9.	Business Increment (Line 7 minus line 8)	9.	0.		
10.	Adjustment Percentage	10.	0.50		
11.	Alternative Business Calculation Adjustment (Line 9 x 0.50)	11.	0.		
PART III Loss Carryforward to Tax Year 2021					
12.	Loss Carryforward to Tax Year 2021	12.			(8,235.)

Instructions

- Line 1a. Enter the amount from line 18, Form NJ-1040.
- Line 1b. Enter the amount from Part I, line 4, Schedule NJ-BUS-1 (Form NJ-1040).
- Line 2a. Enter the amount from line 21, Form NJ-1040.
- Line 2b. Enter the amount from Part II, line 4, Schedule NJ-BUS-1 (Form NJ-1040).
- Line 3a. Enter the amount from line 22, Form NJ-1040.
- Line 3b. Enter the amount from Part III, line 4, Schedule NJ-BUS-1 (Form NJ-1040).
- Line 4a. Enter the amount from line 23, Form NJ-1040.
- Line 4b. Enter the amount from Part IV, line 4, Schedule NJ-BUS-1 (Form NJ-1040).
- Line 5b. Enter the amount from line 12 of your 2019 Schedule NJ-BUS-2 (Form NJ-1040).
- Line 6a. Enter the total of lines 1a through 4a.
- Line 6b. Enter the total of lines 1b through 5b, netting gains with losses.
- Line 7. Enter the amount from line 6a of this schedule.
- Line 8. Enter the amount from line 6b of this schedule. If loss, enter zero here.
- Line 9. Subtract line 8 from line 7. If the result is zero, enter zero on line 11 and continue with line 12.
- Line 10. The adjustment percentage for Tax Year 2020 is 50% (0.50).
- Line 11. Multiply the amount on line 9 by 50% (0.50). Enter here and on line 35 of Form NJ-1040.
- Line 12. If the amount on line 6b is a loss, enter the amount of the loss on this line. Otherwise, enter zero.

If your income on line 29 is at or below the filing threshold,
do not complete this schedule.

Name as Shown on Return NEDUNCHEZHIAN, SARAVANAN & LAKSHMANRAJ, SHARMLI	Social Security No. 479-39-9284
--	------------------------------------

Part I

Did you and, if applicable, all members of your tax household, have minimum essential health coverage for every month in 2019? (See instructions for line 53, NJ-1040.) Part-year residents include only months as a New Jersey resident.

- Yes. You do not owe a shared responsibility payment. Fill in the oval at line 53, NJ-1040, and enclose this schedule with your return.
- No. Continue to Part II.

Part II

Enter the name and Social Security number for each member of your tax household. Check the box for every month each person had minimum essential health coverage or qualified for an exemption (part-year residents include only months as a New Jersey resident). If an individual qualified for an exemption, enter the exemption number. (See instructions for line 53, NJ-1040.) If an individual has more than one exemption number, check the box. If you need more space, enclose a statement listing any additional individuals.

QuickZoom to Shared Responsibility Payment Calculation Worksheet ➔ _____

Name	SSN	Jan	Feb	Mar	Apr	May	Jun	Jul	Aug	Sep	Oct	Nov	Dec
		<input type="checkbox"/>	<input type="checkbox"/>	<input type="checkbox"/>	<input type="checkbox"/>	<input type="checkbox"/>	<input type="checkbox"/>	<input type="checkbox"/>	<input type="checkbox"/>	<input type="checkbox"/>	<input type="checkbox"/>	<input type="checkbox"/>	<input type="checkbox"/>
Exemption Code . . .	_____	Check box if this individual has more than one exemption number .											
		Check box if this individual is under 18											
		<input type="checkbox"/>	<input type="checkbox"/>	<input type="checkbox"/>	<input type="checkbox"/>	<input type="checkbox"/>	<input type="checkbox"/>	<input type="checkbox"/>	<input type="checkbox"/>	<input type="checkbox"/>	<input type="checkbox"/>	<input type="checkbox"/>	<input type="checkbox"/>
Exemption Code . . .	_____	Check box if this individual has more than one exemption number .											
		Check box if this individual is under 18											
		<input type="checkbox"/>	<input type="checkbox"/>	<input type="checkbox"/>	<input type="checkbox"/>	<input type="checkbox"/>	<input type="checkbox"/>	<input type="checkbox"/>	<input type="checkbox"/>	<input type="checkbox"/>	<input type="checkbox"/>	<input type="checkbox"/>	<input type="checkbox"/>
Exemption Code . . .	_____	Check box if this individual has more than one exemption number .											
		Check box if this individual is under 18											
		<input type="checkbox"/>	<input type="checkbox"/>	<input type="checkbox"/>	<input type="checkbox"/>	<input type="checkbox"/>	<input type="checkbox"/>	<input type="checkbox"/>	<input type="checkbox"/>	<input type="checkbox"/>	<input type="checkbox"/>	<input type="checkbox"/>	<input type="checkbox"/>
Exemption Code . . .	_____	Check box if this individual has more than one exemption number .											
		Check box if this individual is under 18											
		<input type="checkbox"/>	<input type="checkbox"/>	<input type="checkbox"/>	<input type="checkbox"/>	<input type="checkbox"/>	<input type="checkbox"/>	<input type="checkbox"/>	<input type="checkbox"/>	<input type="checkbox"/>	<input type="checkbox"/>	<input type="checkbox"/>	<input type="checkbox"/>
Exemption Code . . .	_____	Check box if this individual has more than one exemption number .											
		Check box if this individual is under 18											
		<input type="checkbox"/>	<input type="checkbox"/>	<input type="checkbox"/>	<input type="checkbox"/>	<input type="checkbox"/>	<input type="checkbox"/>	<input type="checkbox"/>	<input type="checkbox"/>	<input type="checkbox"/>	<input type="checkbox"/>	<input type="checkbox"/>	<input type="checkbox"/>
Exemption Code . . .	_____	Check box if this individual has more than one exemption number .											
		Check box if this individual is under 18											
		<input type="checkbox"/>	<input type="checkbox"/>	<input type="checkbox"/>	<input type="checkbox"/>	<input type="checkbox"/>	<input type="checkbox"/>	<input type="checkbox"/>	<input type="checkbox"/>	<input type="checkbox"/>	<input type="checkbox"/>	<input type="checkbox"/>	<input type="checkbox"/>
Exemption Code . . .	_____	Check box if this individual has more than one exemption number .											
		Check box if this individual is under 18											
		<input type="checkbox"/>	<input type="checkbox"/>	<input type="checkbox"/>	<input type="checkbox"/>	<input type="checkbox"/>	<input type="checkbox"/>	<input type="checkbox"/>	<input type="checkbox"/>	<input type="checkbox"/>	<input type="checkbox"/>	<input type="checkbox"/>	<input type="checkbox"/>
Exemption Code . . .	_____	Check box if this individual has more than one exemption number .											
		Check box if this individual is under 18											
		<input type="checkbox"/>	<input type="checkbox"/>	<input type="checkbox"/>	<input type="checkbox"/>	<input type="checkbox"/>	<input type="checkbox"/>	<input type="checkbox"/>	<input type="checkbox"/>	<input type="checkbox"/>	<input type="checkbox"/>	<input type="checkbox"/>	<input type="checkbox"/>
Exemption Code . . .	_____	Check box if this individual has more than one exemption number .											
		Check box if this individual is under 18											
		<input type="checkbox"/>	<input type="checkbox"/>	<input type="checkbox"/>	<input type="checkbox"/>	<input type="checkbox"/>	<input type="checkbox"/>	<input type="checkbox"/>	<input type="checkbox"/>	<input type="checkbox"/>	<input type="checkbox"/>	<input type="checkbox"/>	<input type="checkbox"/>
Exemption Code . . .	_____	Check box if this individual has more than one exemption number .											
		Check box if this individual is under 18											