

IRS e-file Signature Authorization

▶ ERO must obtain and retain completed Form 8879.
▶ Go to www.irs.gov/Form8879 for the latest information.

Submission Identification Number (SID) ▶

Taxpayer's name SATYANARAYANA VARMA SAGI	Social security number 733-83-9960
Spouse's name	Spouse's social security number

Part I Tax Return Information – Tax Year Ending December 31, 2020 (Enter year you are authorizing.)

Enter whole dollars only on lines 1 through 5.

Note: Form 1040-SS filers use line 4 only. Leave lines 1, 2, 3, and 5 blank.

1 Adjusted gross income	1	-3,015.
2 Total tax	2	0.
3 Federal income tax withheld from Form(s) W-2 and Form(s) 1099	3	
4 Amount you want refunded to you	4	1,800.
5 Amount you owe	5	

Part II Taxpayer Declaration and Signature Authorization (Be sure you get and keep a copy of your return)

Under penalties of perjury, I declare that I have examined a copy of the income tax return (original or amended) I am now authorizing, and to the best of my knowledge and belief, it is true, correct, and complete. I further declare that the amounts in Part I above are the amounts from the income tax return (original or amended) I am now authorizing. I consent to allow my intermediate service provider, transmitter, or electronic return originator (ERO) to send my return to the IRS and to receive from the IRS (a) an acknowledgement of receipt or reason for rejection of the transmission, (b) the reason for any delay in processing the return or refund, and (c) the date of any refund. If applicable, I authorize the U.S. Treasury and its designated Financial Agent to initiate an ACH electronic funds withdrawal (direct debit) entry to the financial institution account indicated in the tax preparation software for payment of my federal taxes owed on this return and/or a payment of estimated tax, and the financial institution to debit the entry to this account. This authorization is to remain in full force and effect until I notify the U.S. Treasury Financial Agent to terminate the authorization. To revoke (cancel) a payment, I must contact the U.S. Treasury Financial Agent at 1-888-353-4537. Payment cancellation requests must be received no later than 2 business days prior to the payment (settlement) date. I also authorize the financial institutions involved in the processing of the electronic payment of taxes to receive confidential information necessary to answer inquiries and resolve issues related to the payment. I further acknowledge that the personal identification number (PIN) below is my signature for the income tax return (original or amended) I am now authorizing and, if applicable, my Electronic Funds Withdrawal Consent.

Taxpayer's PIN: check one box only

I authorize GLOBAL TAXES LLC to enter or generate my PIN

3	9	9	6	0
---	---	---	---	---

 as my signature on the income tax return (original or amended) I am now authorizing.

I will enter my PIN as my signature on the income tax return (original or amended) I am now authorizing. Check this box **only** if you are entering your own PIN **and** your return is filed using the Practitioner PIN method. The ERO must complete Part III below.

Your signature ▶ Date ▶ 03/12/21

Spouse's PIN: check one box only

I authorize _____ to enter or generate my PIN

--	--	--	--	--

 as my signature on the income tax return (original or amended) I am now authorizing.

I will enter my PIN as my signature on the income tax return (original or amended) I am now authorizing. Check this box **only** if you are entering your own PIN **and** your return is filed using the Practitioner PIN method. The ERO must complete Part III below.

Spouse's signature ▶ _____ Date ▶ _____

Practitioner PIN Method Returns Only—continue below

Part III Certification and Authentication – Practitioner PIN Method Only

ERO's EFIN/PIN. Enter your six-digit EFIN followed by your five-digit self-selected PIN.

5	8	7	2	7	8	6	1	9	8	9
---	---	---	---	---	---	---	---	---	---	---

 Don't enter all zeros

I certify that the above numeric entry is my PIN, which is my signature for the electronic individual income tax return (original or amended) I am now authorized to file for tax year indicated above for the taxpayer(s) indicated above. I confirm that I am submitting this return in accordance with the requirements of the Practitioner PIN method and **Pub. 1345**, Handbook for Authorized IRS e-file Providers of Individual Income Tax Returns.

ERO's signature ▶ _____ Date ▶ _____

**ERO Must Retain This Form – See Instructions
Don't Submit This Form to the IRS Unless Requested To Do So**

Filing Status Single Married filing jointly Married filing separately (MFS) Head of household (HOH) Qualifying widow(er) (QW)
 Check only one box. If you checked the MFS box, enter the name of your spouse. If you checked the HOH or QW box, enter the child's name if the qualifying person is a child but not your dependent ▶

Your first name and middle initial SATYANARAYANA VARMA	Last name SAGI	Your social security number 733-83-9960
If joint return, spouse's first name and middle initial	Last name	Spouse's social security number

Home address (number and street). If you have a P.O. box, see instructions. 512 SOUTH FLORENCE AVENUE		Apt. no.	Presidential Election Campaign Check here if you, or your spouse if filing jointly, want \$3 to go to this fund. Checking a box below will not change your tax or refund. <input type="checkbox"/> You <input type="checkbox"/> Spouse
City, town, or post office. If you have a foreign address, also complete spaces below. SPRINGFIELD	State MO	ZIP code 65806	
Foreign country name	Foreign province/state/county	Foreign postal code	

At any time during 2020, did you receive, sell, send, exchange, or otherwise acquire any financial interest in any virtual currency? Yes No

Standard Deduction **Someone can claim:** You as a dependent Your spouse as a dependent
 Spouse itemizes on a separate return or you were a dual-status alien

Age/Blindness You: Were born before January 2, 1956 Are blind **Spouse:** Was born before January 2, 1956 Is blind

	(1) First name	Last name	(2) Social security number	(3) Relationship to you	(4) <input checked="" type="checkbox"/> if qualifies for (see instructions): Child tax credit	Credit for other dependents
If more than four dependents, see instructions and check here ▶ <input type="checkbox"/>					<input type="checkbox"/>	<input type="checkbox"/>
					<input type="checkbox"/>	<input type="checkbox"/>
					<input type="checkbox"/>	<input type="checkbox"/>
					<input type="checkbox"/>	<input type="checkbox"/>

	1 Wages, salaries, tips, etc. Attach Form(s) W-2		1	985.
Attach Sch. B if required.	2a Tax-exempt interest	2a	2b	
	3a Qualified dividends	3a	3b	
	4a IRA distributions	4a	4b	
	5a Pensions and annuities	5a	5b	
	6a Social security benefits	6a	6b	
	7 Capital gain or (loss). Attach Schedule D if required. If not required, check here		7	
	8 Other income from Schedule 1, line 9		8	
	9 Add lines 1, 2b, 3b, 4b, 5b, 6b, 7, and 8. This is your total income		9	985.
Standard Deduction for— • Single or Married filing separately, \$12,400 • Married filing jointly or Qualifying widow(er), \$24,800 • Head of household, \$18,650 • If you checked any box under <i>Standard Deduction</i> , see instructions.	10 Adjustments to income:			
	a From Schedule 1, line 22	10a 4,000.		
	b Charitable contributions if you take the standard deduction. See instructions	10b		
	c Add lines 10a and 10b. These are your total adjustments to income		10c	4,000.
	11 Subtract line 10c from line 9. This is your adjusted gross income		11	-3,015.
	12 Standard deduction or itemized deductions (from Schedule A)		12	12,400.
	13 Qualified business income deduction. Attach Form 8995 or Form 8995-A		13	
	14 Add lines 12 and 13		14	12,400.
	15 Taxable income. Subtract line 14 from line 11. If zero or less, enter -0-		15	0.

16	Tax (see instructions). Check if any from Form(s): 1 <input type="checkbox"/> 8814 2 <input type="checkbox"/> 4972 3 <input type="checkbox"/> _____	16	0.
17	Amount from Schedule 2, line 3	17	
18	Add lines 16 and 17	18	0.
19	Child tax credit or credit for other dependents	19	
20	Amount from Schedule 3, line 7	20	
21	Add lines 19 and 20	21	
22	Subtract line 21 from line 18. If zero or less, enter -0-	22	0.
23	Other taxes, including self-employment tax, from Schedule 2, line 10	23	0.
24	Add lines 22 and 23. This is your total tax	24	0.
25	Federal income tax withheld from:		
a	Form(s) W-2	25a	
b	Form(s) 1099	25b	
c	Other forms (see instructions)	25c	
d	Add lines 25a through 25c	25d	
26	2020 estimated tax payments and amount applied from 2019 return	26	
27	Earned income credit (EIC)	27	
28	Additional child tax credit. Attach Schedule 8812	28	
29	American opportunity credit from Form 8863, line 8	29	
30	Recovery rebate credit. See instructions	30	1,800.
31	Amount from Schedule 3, line 13	31	
32	Add lines 27 through 31. These are your total other payments and refundable credits	32	1,800.
33	Add lines 25d, 26, and 32. These are your total payments	33	1,800.

Refund

34	If line 33 is more than line 24, subtract line 24 from line 33. This is the amount you overpaid	34	1,800.
35a	Amount of line 34 you want refunded to you . If Form 8888 is attached, check here <input type="checkbox"/>	35a	1,800.
b	Routing number 081000032	c	Type: <input checked="" type="checkbox"/> Checking <input type="checkbox"/> Savings
d	Account number 355010660907		
36	Amount of line 34 you want applied to your 2021 estimated tax	36	

Amount You Owe

For details on how to pay, see instructions.

37	Subtract line 33 from line 24. This is the amount you owe now	37	
38	Estimated tax penalty (see instructions)	38	

Third Party Designee

Do you want to allow another person to discuss this return with the IRS? See instructions **Yes**. Complete below. **No**

Designee's name _____ Phone no. _____ Personal identification number (PIN) _____

Sign Here

Under penalties of perjury, I declare that I have examined this return and accompanying schedules and statements, and to the best of my knowledge and belief, they are true, correct, and complete. Declaration of preparer (other than taxpayer) is based on all information of which preparer has any knowledge.

Your signature	Date	Your occupation STUDENT	If the IRS sent you an Identity Protection PIN, enter it here (see inst.)
Spouse's signature. If a joint return, both must sign.	Date	Spouse's occupation	If the IRS sent your spouse an Identity Protection PIN, enter it here (see inst.)
Phone no.	Email address		

Paid Preparer Use Only

Preparer's name SYAM PRIYA RAM SAGAR GUPTA TALLAM	Preparer's signature SYAM PRIYA RAM SAGAR GUPTA TALLAM	Date 03/12/2021	PTIN P02082703	Check if: <input type="checkbox"/> Self-employed
Firm's name GLOBAL TAXES LLC	Firm's address 2530 Pebble Creek Ln Cumming GA 30041			Phone no. (678) 965-9522
Firm's EIN				30-1017196

• If you have a qualifying child, attach Sch. EIC.
• If you have nontaxable combat pay, see instructions.

**SCHEDULE 1
(Form 1040)**

Department of the Treasury
Internal Revenue Service

Additional Income and Adjustments to Income

▶ **Attach to Form 1040, 1040-SR, or 1040-NR.**
▶ **Go to www.irs.gov/Form1040 for instructions and the latest information.**

OMB No. 1545-0074

2020
Attachment
Sequence No. **01**

Name(s) shown on Form 1040, 1040-SR, or 1040-NR
SATYANARAYANA VARMA SAGI

Your social security number
733-83-9960

Part I Additional Income

1	Taxable refunds, credits, or offsets of state and local income taxes	1	
2a	Alimony received	2a	
b	Date of original divorce or separation agreement (see instructions) ▶ _____		
3	Business income or (loss). Attach Schedule C	3	
4	Other gains or (losses). Attach Form 4797	4	
5	Rental real estate, royalties, partnerships, S corporations, trusts, etc. Attach Schedule E	5	
6	Farm income or (loss). Attach Schedule F	6	
7	Unemployment compensation	7	
8	Other income. List type and amount ▶ _____	8	
9	Combine lines 1 through 8. Enter here and on Form 1040, 1040-SR, or 1040-NR, line 8	9	

Part II Adjustments to Income

10	Educator expenses	10	
11	Certain business expenses of reservists, performing artists, and fee-basis government officials. Attach Form 2106	11	
12	Health savings account deduction. Attach Form 8889	12	
13	Moving expenses for members of the Armed Forces. Attach Form 3903	13	
14	Deductible part of self-employment tax. Attach Schedule SE	14	
15	Self-employed SEP, SIMPLE, and qualified plans	15	
16	Self-employed health insurance deduction	16	
17	Penalty on early withdrawal of savings	17	
18a	Alimony paid	18a	
b	Recipient's SSN ▶ _____		
c	Date of original divorce or separation agreement (see instructions) ▶ _____		
19	IRA deduction	19	
20	Student loan interest deduction	20	
21	Tuition and fees deduction. Attach Form 8917	21	4,000.
22	Add lines 10 through 21. These are your adjustments to income . Enter here and on Form 1040, 1040-SR, or 1040-NR, line 10a	22	4,000.

Tuition and Fees Deduction

▶ **Attach to Form 1040 or 1040-SR.**
▶ **Go to www.irs.gov/Form8917 for the latest information.**

Name(s) shown on return SATYANARAYANA VARMA SAGI	Your social security number 733-83-9960
--	---



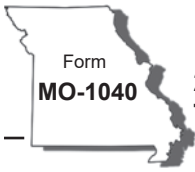
Use this form for qualified tuition and fees paid in 2018, 2019, or 2020, and later years if legislation extends the deduction (see instructions). File a separate Form 8917 for each year after 2017 for which you qualify to take the deduction.

You **can't** take both an education credit from Form 8863 and the tuition and fees deduction from this form for the **same student** for the same tax year.

- Before you begin:**
- ✓ To see if you qualify for this deduction, see *Who Can Take the Deduction* in the instructions below.
 - ✓ If you file Form 1040 or 1040-SR, figure any write-in adjustments.
 - For 2018: Figure any write-in adjustments to be entered on the dotted line next to Schedule 1 (Form 1040), line 36.
 - For 2019: Figure any write-in adjustments to be entered on the dotted line next to Schedule 1 (Form 1040 or 1040-SR), line 22.
 - For 2020 and later years: Figure any write-in adjustments for Schedule 1 (Form 1040 or 1040-SR); see the Instructions for Forms 1040 and 1040-SR.

1	(a) Student's name (as shown on page 1 of your tax return)	(b) Student's social security number (as shown on page 1 of your tax return)	(c) Adjusted qualified expenses (see instructions)
	First name Last name SATYANARAYANA VARMA SAGI	733-83-9960	14,520.
2	Add the amounts on line 1, column (c), and enter the total		14,520.
3	Enter the amount from your "total income" line of Form 1040 or 1040-SR	985.	
4	<ul style="list-style-type: none"> • For 2018: Enter the total of the amounts on your 2018 Schedule 1 (Form 1040), lines 23 through 33, plus any write-in adjustments you entered on the dotted line next to Schedule 1 (Form 1040), line 36. • For 2019 and 2020: Enter the total of the amounts on your 2019 Schedule 1 (Form 1040 or 1040-SR), lines 10 through 20, plus any write-in adjustments you entered on the dotted line next to Schedule 1 (Form 1040 or 1040-SR), line 22. • For later years: See www.irs.gov/Form8917 to find out if the line references above for 2019 have changed 		
5	Subtract line 4 from line 3.* If the result is more than \$80,000 (\$160,000 if married filing jointly), stop ; you can't take the deduction for tuition and fees		985.
* If you're filing Form 2555, 2555-EZ, or 4563, or you're excluding income from Puerto Rico, see <i>Effect of the Amount of Your Income on the Amount of Your Deduction</i> in Pub. 970 to figure the amount to enter on line 5.			
6	Tuition and fees deduction. Is the amount on line 5 more than \$65,000 (\$130,000 if married filing jointly)? <input type="checkbox"/> Yes. Enter the smaller of line 2, or \$2,000. <input checked="" type="checkbox"/> No. Enter the smaller of line 2, or \$4,000.		4,000.


Also enter this amount on line 21 of the 2019 and 2020 Schedule 1 (Form 1040 or 1040-SR), or line 34 of the 2018 Schedule 1 (Form 1040). See www.irs.gov/Form8917 to find out if the line references above for 2019 have changed.



MISSOURI DEPARTMENT OF
REVENUE
2020 Individual Income
Tax Return - Long Form

For Calendar Year January 1 - December 31, 2020

Print in BLACK ink only and DO NOT STAPLE.



- Amended Return** **Composite Return**
(For use by S corporations or Partnerships)
- Federal Extension** - Select this box if you have an approved federal extension. Attach a copy Federal Extension (Form 4868).

If filing a fiscal year return enter the beginning and ending dates here.

Fiscal Year Beginning (MM/DD/YY)		Fiscal Year Ending (MM/DD/YY)		Vendor Code	Department Use Only		
<input type="text"/>	<input type="text"/>	<input type="text"/>	<input type="text"/>	1555	<input type="text"/>	<input type="text"/>	<input type="text"/>

Filing Status

Single Claimed as a Dependent Married Filing Combined Married Filing Separately Head of Household Qualifying Widow(er)

Age 62 through 64	Age 65 or Older	Blind	100% Disabled	Non-Obligated Spouse
Yourself <input type="checkbox"/> Spouse <input type="checkbox"/>	Yourself <input type="checkbox"/> Spouse <input type="checkbox"/>	Yourself <input type="checkbox"/> Spouse <input type="checkbox"/>	Yourself <input type="checkbox"/> Spouse <input type="checkbox"/>	Yourself <input type="checkbox"/> Spouse <input type="checkbox"/>

Name

Social Security Number: - - Deceased in 2020: Spouse's Social Security Number: - - Deceased in 2020:

First Name: M.I.: Last Name: Suffix:

Spouse's First Name: M.I.: Spouse's Last Name: Suffix:

In Care Of Name (Attorney, Executor, Personal Representative, etc.):

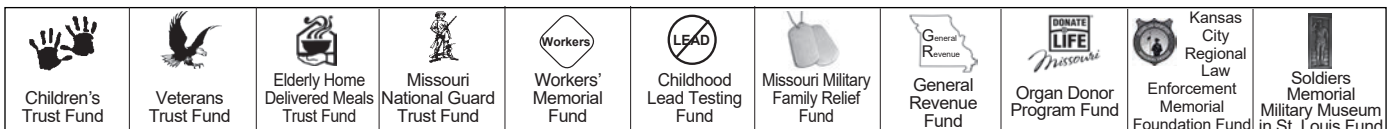
Address

Present Address (Include Apartment Number or Rural Route):

City, Town, or Post Office: State: ZIP Code: -

County of Residence:

You may contribute to any one or all of the trust funds on Line 47. See pages 11-12 of the instructions for more trust fund information.



Income

	Yourself (Y)		Spouse (S)	
1. Federal adjusted gross income from federal return (see worksheet on page 7 of the instructions)	1Y	- 3015	1S	. 00
2. Total additions (from Form MO-A , Part 1, Line 7)	2Y		2S	. 00
3. Total income - Add Lines 1 and 2	3Y	- 3015	3S	. 00
4. Total subtractions (from Form MO-A, Part 1, Line 18)	4Y		4S	. 00
5. Missouri adjusted gross income - Subtract Line 4 from Line 3	5Y	- 3015	5S	. 00
6. Total Missouri adjusted gross income - Add columns 5Y and 5S	6	- 3015	. 00	
7. Income percentages - Divide columns 5Y and 5S by total on Line 6. (Must equal 100%)	7Y	0	7S	%

Exemptions and Deductions

8. Pension, Social Security, Social Security Disability, and Military exemption (from Form MO-A, Part 3, Section E)	8		. 00
9. Tax from federal return	9	0	. 00
10. Other tax from federal return	10		. 00
11. Total tax from federal return. Do not enter federal income tax withheld.	11	0	. 00
12. Federal tax percentage – Enter the percentage based on your Missouri Adjusted Gross Income, Line 6. Use the chart below to find your percentage	12	35.00	%

Missouri Adjusted Gross Income Range, Line 6:	Federal Tax Percentage:
\$25,000 or less	35%
\$25,001 to \$50,000	25%
\$50,001 to \$100,000	15%
\$100,001 to \$125,000	5%
\$125,001 or more	0%

13. Federal income tax deduction – Multiply Line 11 by the percentage on Line 12. Enter this amount not to exceed \$5,000 for an individual or \$10,000 for combined filers.	13	0	. 00
14. Missouri standard deduction or itemized deductions. (If itemizing, See Form MO-A, Part 2) • Single or Married Filing Separate-\$12,400 • Head of Household-\$18,650 • Married Filing Combined or Qualifying Widow(er)-\$24,800 Note: If age 65 or older, blind, or claimed as a dependent, see page 6.	14	12400	. 00
15. Long-term care insurance deduction	15		. 00
16. Health care sharing ministry deduction	16		. 00
17. Active Duty Military income deduction	17		. 00
18. Inactive Duty Military income deduction	18		. 00
19. Bring jobs home deduction	19		. 00
20. Transportation facilities deduction	20		. 00

A. Port Cargo Expansion B. International Trade Facility C. Qualified Trade Activities



Deductions Continued

21. First Time Home Buyers deduction.	A. <input style="width: 80px;" type="text"/>	B. <input style="width: 80px;" type="text"/>	21	<input style="width: 100px;" type="text"/>	.00
22. Total deductions - Add Lines 8 and 13 through 21			22	12400	.00
23. Subtotal - Subtract Line 22 from Line 6			23	0	.00
24. Multiply Line 23 by appropriate percentages (%) on Lines 7Y and 7S			24Y	<input style="width: 80px;" type="text"/>	.00
			24S	<input style="width: 80px;" type="text"/>	.00
25. Enterprise zone or rural empowerment zone income modification			25Y	<input style="width: 80px;" type="text"/>	.00
			25S	<input style="width: 80px;" type="text"/>	.00

Tax

26. Taxable income - Subtract Line 25 from Line 24	26Y	<input style="width: 80px;" type="text"/>	.00	26S	<input style="width: 80px;" type="text"/>	.00		
27. Tax (see tax chart on page 22 of the instructions)	27Y	<input style="width: 80px;" type="text"/>	.00	27S	<input style="width: 80px;" type="text"/>	.00		
28. Resident credit - Attach Form MO-CR and other states' income tax return(s)	28Y	<input style="width: 80px;" type="text"/>	.00	28S	<input style="width: 80px;" type="text"/>	.00		
29. Missouri income percentage - Enter 100% unless you are completing Form MO-NRI . Attach Form MO-NRI and a copy of your federal return if less than 100%	29Y	<input style="width: 80px;" type="text"/>	100 %	29S	<input style="width: 80px;" type="text"/>	%		
30. Balance - Subtract Line 28 from Line 27; OR multiply Line 27 by percentage on Line 29	30Y	<input style="width: 80px;" type="text"/>	.00	30S	<input style="width: 80px;" type="text"/>	.00		
31. Other taxes - Select box and attach federal form indicated.								
<input type="checkbox"/> Lump sum distribution (Form 4972)								
<input type="checkbox"/> Recapture of low income housing credit (Form 8611)								
			31Y	<input style="width: 80px;" type="text"/>	.00	31S	<input style="width: 80px;" type="text"/>	.00
32. Subtotal - Add Lines 30 and 31			32Y	<input style="width: 80px;" type="text"/>	.00	32S	<input style="width: 80px;" type="text"/>	.00
33. Total Tax - Add Lines 32Y and 32S			33	<input style="width: 80px;" type="text"/>	0	.00		

Payments and Credits

34. MISSOURI tax withheld - Attach Forms W-2 and 1099	34	<input style="width: 80px;" type="text"/>	0	.00
35. 2020 Missouri estimated tax payments - Include overpayment from 2019 applied to 2020	35	<input style="width: 80px;" type="text"/>	.00	
36. Missouri tax payments for nonresident partners or S corporation shareholders - Attach Forms MO-2NR and MO-NRP	36	<input style="width: 80px;" type="text"/>	.00	
37. Missouri tax payments for nonresident entertainers - Attach Form MO-2ENT	37	<input style="width: 80px;" type="text"/>	.00	
38. Amount paid with Missouri extension of time to file (Form MO-60)	38	<input style="width: 80px;" type="text"/>	.00	
39. Miscellaneous tax credits (from Form MO-TC , Line 13) - Attach Form MO-TC	39	<input style="width: 80px;" type="text"/>	.00	
40. Property tax credit - Attach Form MO-PTS	40	<input style="width: 80px;" type="text"/>	.00	
41. Total payments and credits - Add Lines 34 through 40	41	<input style="width: 80px;" type="text"/>	0	.00



Skip Lines 42 through 44 if you are not filing an amended return.

42. Amount paid on original return. 42 . 00

43. Overpayment as shown (or adjusted) on original return 43 . 00

Amended Return

Indicate Reason for Amending

- A. Federal audit Enter date of IRS report (MM/DD/YY)
- B. Net Operating Loss carryback Enter year of loss (YY)
- C. Investment tax credit carryback Enter year of credit (YY)
- D. Correction other than A, B, or C Enter date of federal amended return, if filed. (MM/DD/YY)

44. Amended return total payments and credits - Add Lines 41 and 42; subtract from Line 43.
 Enter on Line 44. 44 . 00

45. If Line 41, or if amended return, Line 44, is larger than Line 33, enter the difference.
 Amount of OVERPAYMENT 45 . 00

46. Amount of Line 45 to be applied to your 2021 estimated tax 46 . 00

47. Enter the amount of your donation in the trust fund boxes below. See instructions for additional trust fund codes.

47a. Children's Trust Fund . 00 47b. Veterans Trust Fund . 00 47c. Elderly Home Delivered Meals Trust Fund . 00 47d. Missouri National Guard Trust Fund . 00

47e. Workers' Memorial Fund . 00 47f. Childhood Lead Testing Fund . 00 47g. Missouri Military Family Relief Fund . 00 47h. General Revenue Fund . 00

47i. Organ Donor Program Fund . 00 47j. Kansas City Regional Law Enforcement Memorial Foundation Fund . 00 47k. Soldiers Memorial Military Museum in St. Louis Fund . 00

47l. Additional Fund Code Additional Fund Amount . 00 47m. Additional Fund Code Additional Fund Amount . 00

Refund

Total Donation - Add amounts from Boxes 47a through 47m and enter here 47 . 00

48. Amount of Line 45 to be deposited into a Missouri 529 Education Plan (MOST) account. Enter the total deposit amount from [Form 5632](#). 48 . 00

49. **REFUND** - Subtract Lines 46, 47, and 48 from Line 45 and enter here 49 . 00

a. Routing Number c. Checking Savings

b. Account Number



Amount Due

50. If Line 33 is larger than Line 41 or Line 44, enter the difference.
 Amount of UNDERPAYMENT 50 0 00

51. Underpayment of estimated tax penalty - Attach [Form MO-2210](#). Enter penalty amount here ... 51 0 00

Select this box if you are a farmer exempt from the underpayment of estimated tax penalty.

52. **AMOUNT DUE** - Add Lines 50 and 51.
 If you pay by check, you authorize the Department of Revenue to process the check electronically. Any returned check may be presented again electronically 52 0 00

Under penalties of perjury, I declare that I have examined this return, including accompanying schedules and statements, and to the best of my knowledge and belief it is true, correct, and complete. By signing or entering my name in the "Signature" field(s) below, I am providing the Department of Revenue with my signature as required under [Section 143.561, RSMo](#). Declaration of preparer (other than taxpayer) is based on all information of which he or she has knowledge. As provided in [Chapter 143, RSMo](#), a penalty of up to \$500 shall be imposed on any individual who files a frivolous return. I also declare under penalties of perjury that I employ no illegal or unauthorized aliens as defined under federal law and that I am not eligible for any tax exemption, credit, or abatement if I employ such aliens.

Signature

Signature	Date (MM/DD/YY)		
<input type="text"/>	<input type="text"/>	<input type="text"/>	<input type="text"/>
Spouse's Signature (If filing combined, BOTH must sign)	Date (MM/DD/YY)		
<input type="text"/>	<input type="text"/>	<input type="text"/>	<input type="text"/>
E-mail Address	Daytime Telephone		
SYAM@GTAXFILE.COM	4175226729		
Preparer's Signature	Date (MM/DD/YY)		
SYAM PRIYA RAM SAGAR GUPTA TALLAM	03	12	21
Preparer's FEIN, SSN, or PTIN	Preparer's Telephone		
30-1017196	6789659522		
Preparer's Address	State	ZIP Code	
2530 PEBBLE CREEK LN CUMMING	GA	30041	

I authorize the Director of Revenue or delegate to discuss my return and attachments with the preparer or any member of the preparer's firm Yes No

Did you pay a tax return preparer to complete your return, but the preparer failed to sign the return or provide an Internal Revenue Service preparer tax identification number? If you marked yes, please insert the preparer's name, address, and phone number in the applicable sections of the signature block above. Yes No

Department Use Only

A FA E10 DE F .

(Revised 12-2020)

Mail To: Balance Due:
 Missouri Department of Revenue
 P.O. Box 329
 Jefferson City, MO 65105-0329

Refund or No Amount Due:
 Missouri Department of Revenue
 P.O. Box 500
 Jefferson City, MO 65105-0500

Phone (Balance Due): (573) 751-7200
Phone (Refund or No Amount Due): (573) 751-3505
Fax: (573) 522-1762
E-mail: income@dor.mo.gov

