

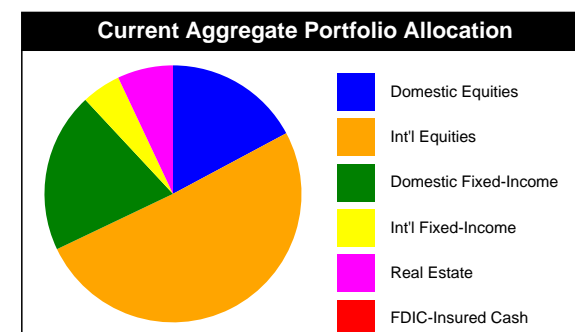
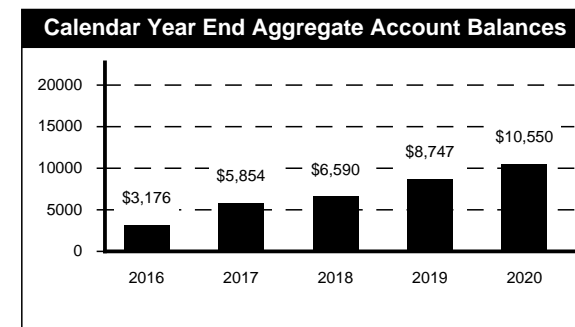
Prepared For:
Mr. Anand Mohan Dharmapuri 42303 Stonemont Cir Ashburn VA 20148

Account Owner:
Mr. Haripriya Govardhanam
Beneficiary:
Aarna Dharmapuri

On-Demand

Account Activity Summary				Account Summary	
	Contributions/Distributions		Internal Transfers ³		
	Contributions ¹	Distributions	Incoming	Outgoing	
Current Period	\$675.00	\$0.00	\$0.00	\$0.00	Beginning Balance (January 1, 2020) \$8,747.43
Year to Date	\$675.00	\$0.00	\$0.00	\$0.00	Contributions & Incoming Transfers ¹ \$675.00
Inception to Date	\$7,950.00	\$0.00	\$0.00	\$0.00	Distributions & Outgoing Transfers \$0.00
					Change in Market Value \$1,128.19
					Ending Balance (December 31, 2020) \$10,550.62

Current Holdings as of 12/31/2020							
Portfolio	Account	Units	NAV	Market Value	Cost Basis ²	Unrealized Gain/(Loss)	Investment ⁴ Performance
2027 Portfolio	11601643	170.54	19.87	\$3,389.21	\$2,650.00	\$739.21	9.91 %
International Stock Index	11601652	160.73	22.05	\$3,544.22	\$2,650.00	\$894.22	11.18 %
Active Aggressive	11601661	221.47	16.33	\$3,617.19	\$2,650.00	\$967.19	12.95 %
Total				\$10,550.62	\$7,950.00	\$2,600.62	



Statement Period Activity Detail

Date	Description	Portfolio	Account	Amount	NAV	Units
01/26/2020	Contribution Received	2027 Portfolio	11601643	\$25.00		
01/30/2020	Units Purchased	2027 Portfolio	11601643	(\$25.00)	18.12	1.38
02/26/2020	Contribution Received	2027 Portfolio	11601643	\$25.00		
03/02/2020	Units Purchased	2027 Portfolio	11601643	(\$25.00)	17.71	1.41
03/26/2020	Contribution Received	2027 Portfolio	11601643	\$25.00		
03/31/2020	Units Purchased	2027 Portfolio	11601643	(\$25.00)	15.92	1.57
04/26/2020	Contribution Received	2027 Portfolio	11601643	\$25.00		
04/28/2020	Units Purchased	2027 Portfolio	11601643	(\$25.00)	16.59	1.51
05/26/2020	Contribution Received	2027 Portfolio	11601643	\$25.00		
05/27/2020	Units Purchased	2027 Portfolio	11601643	(\$25.00)	17.29	1.45
06/26/2020	Contribution Received	2027 Portfolio	11601643	\$25.00		
06/29/2020	Units Purchased	2027 Portfolio	11601643	(\$25.00)	17.63	1.42
07/26/2020	Contribution Received	2027 Portfolio	11601643	\$25.00		
07/28/2020	Units Purchased	2027 Portfolio	11601643	(\$25.00)	18.15	1.38
08/26/2020	Contribution Received	2027 Portfolio	11601643	\$25.00		
08/27/2020	Units Purchased	2027 Portfolio	11601643	(\$25.00)	18.58	1.35
09/26/2020	Contribution Received	2027 Portfolio	11601643	\$25.00		
09/29/2020	Units Purchased	2027 Portfolio	11601643	(\$25.00)	18.30	1.37
01/26/2020	Contribution Received	International Stock Index	11601652	\$25.00		
01/30/2020	Units Purchased	International Stock Index	11601652	(\$25.00)	19.49	1.28
02/26/2020	Contribution Received	International Stock Index	11601652	\$25.00		
03/02/2020	Units Purchased	International Stock Index	11601652	(\$25.00)	18.16	1.38
03/26/2020	Contribution Received	International Stock Index	11601652	\$25.00		
03/31/2020	Units Purchased	International Stock Index	11601652	(\$25.00)	15.01	1.67
04/26/2020	Contribution Received	International Stock Index	11601652	\$25.00		
04/28/2020	Units Purchased	International Stock Index	11601652	(\$25.00)	16.05	1.56
05/26/2020	Contribution Received	International Stock Index	11601652	\$25.00		
05/27/2020	Units Purchased	International Stock Index	11601652	(\$25.00)	16.87	1.48

Statement Period Activity Detail


Date	Description	Portfolio	Account	Amount	NAV	Units
06/26/2020	Contribution Received	International Stock Index	11601652	\$25.00		
06/29/2020	Units Purchased	International Stock Index	11601652	(\$25.00)	17.67	1.41
07/26/2020	Contribution Received	International Stock Index	11601652	\$25.00		
07/28/2020	Units Purchased	International Stock Index	11601652	(\$25.00)	18.71	1.34
08/26/2020	Contribution Received	International Stock Index	11601652	\$25.00		
08/27/2020	Units Purchased	International Stock Index	11601652	(\$25.00)	19.28	1.30
09/26/2020	Contribution Received	International Stock Index	11601652	\$25.00		
09/29/2020	Units Purchased	International Stock Index	11601652	(\$25.00)	18.83	1.33
01/26/2020	Contribution Received	Active Aggressive	11601661	\$25.00		
01/30/2020	Units Purchased	Active Aggressive	11601661	(\$25.00)	14.41	1.73
02/26/2020	Contribution Received	Active Aggressive	11601661	\$25.00		
03/02/2020	Units Purchased	Active Aggressive	11601661	(\$25.00)	13.76	1.82
03/26/2020	Contribution Received	Active Aggressive	11601661	\$25.00		
03/31/2020	Units Purchased	Active Aggressive	11601661	(\$25.00)	11.63	2.15
04/26/2020	Contribution Received	Active Aggressive	11601661	\$25.00		
04/28/2020	Units Purchased	Active Aggressive	11601661	(\$25.00)	12.47	2.01
05/26/2020	Contribution Received	Active Aggressive	11601661	\$25.00		
05/27/2020	Units Purchased	Active Aggressive	11601661	(\$25.00)	13.15	1.90
06/26/2020	Contribution Received	Active Aggressive	11601661	\$25.00		
06/29/2020	Units Purchased	Active Aggressive	11601661	(\$25.00)	13.50	1.85
07/26/2020	Contribution Received	Active Aggressive	11601661	\$25.00		
07/28/2020	Units Purchased	Active Aggressive	11601661	(\$25.00)	14.05	1.78
08/26/2020	Contribution Received	Active Aggressive	11601661	\$25.00		
08/27/2020	Units Purchased	Active Aggressive	11601661	(\$25.00)	14.63	1.71
09/26/2020	Contribution Received	Active Aggressive	11601661	\$25.00		
09/29/2020	Units Purchased	Active Aggressive	11601661	(\$25.00)	14.26	1.75


¹ Contributions received within 3 business days of the end of a statement period will be reflected as a contribution however, since the contributions may not have been invested, current holdings may not reflect that investment.

² Represents net amount invested in each fund. The cost basis is increased by contributions and decreased by distributions. A portion of distributions taken represent realized gains or losses, which are not reflected in the cost basis.

³ Internal Transfers include changes in investment options, internal rollovers among Virginia529 programs and transfers (Invest529 to Invest529).

⁴ Investment Performance is a measurement of each portfolio's performance for the statement period (or portion thereof during which you were invested), which takes into account your investment activity. Performance is calculated using the Modified Dietz methodology. Other methods may yield different results.

 Toll-free 1-888-567-0540

 virginia529.com

 customerservice@virginia529.com

 [Facebook.com/va529](https://www.facebook.com/va529)

 [@virginia529](https://twitter.com/virginia529)

Please review this information and notify us of any changes, errors, or omissions. For detailed information regarding your account(s), access your account using your secure login ID and password at Virginia529.com. Thank you for your participation in Virginia529.