

# IRS e-file Signature Authorization

▶ ERO must obtain and retain completed Form 8879.  
▶ Go to [www.irs.gov/Form8879](http://www.irs.gov/Form8879) for the latest information.

Submission Identification Number (SID) ▶

Taxpayer's name <b>SANDEEP REAVURI</b>	Social security number 852-35-4556
Spouse's name	Spouse's social security number

## Part I Tax Return Information – Tax Year Ending December 31, 2020 (Enter year you are authorizing.)

Enter whole dollars only on lines 1 through 5.

**Note:** Form 1040-SS filers use line 4 only. Leave lines 1, 2, 3, and 5 blank.

<b>1</b> Adjusted gross income . . . . .	<b>1</b>	94,064.
<b>2</b> Total tax . . . . .	<b>2</b>	13,759.
<b>3</b> Federal income tax withheld from Form(s) W-2 and Form(s) 1099 . . . . .	<b>3</b>	17,095.
<b>4</b> Amount you want refunded to you . . . . .	<b>4</b>	3,336.
<b>5</b> Amount you owe . . . . .	<b>5</b>	

## Part II Taxpayer Declaration and Signature Authorization (Be sure you get and keep a copy of your return)

Under penalties of perjury, I declare that I have examined a copy of the income tax return (original or amended) I am now authorizing, and to the best of my knowledge and belief, it is true, correct, and complete. I further declare that the amounts in Part I above are the amounts from the income tax return (original or amended) I am now authorizing. I consent to allow my intermediate service provider, transmitter, or electronic return originator (ERO) to send my return to the IRS and to receive from the IRS (a) an acknowledgement of receipt or reason for rejection of the transmission, (b) the reason for any delay in processing the return or refund, and (c) the date of any refund. If applicable, I authorize the U.S. Treasury and its designated Financial Agent to initiate an ACH electronic funds withdrawal (direct debit) entry to the financial institution account indicated in the tax preparation software for payment of my federal taxes owed on this return and/or a payment of estimated tax, and the financial institution to debit the entry to this account. This authorization is to remain in full force and effect until I notify the U.S. Treasury Financial Agent to terminate the authorization. To revoke (cancel) a payment, I must contact the U.S. Treasury Financial Agent at **1-888-353-4537**. Payment cancellation requests must be received no later than 2 business days prior to the payment (settlement) date. I also authorize the financial institutions involved in the processing of the electronic payment of taxes to receive confidential information necessary to answer inquiries and resolve issues related to the payment. I further acknowledge that the personal identification number (PIN) below is my signature for the income tax return (original or amended) I am now authorizing and, if applicable, my Electronic Funds Withdrawal Consent.

### Taxpayer's PIN: check one box only

- I authorize GLOBAL TAXES LLC to enter or generate my PIN 

5	4	5	5	6
---	---	---	---	---

 as my signature on the income tax return (original or amended) I am now authorizing.  
ERO firm name  
Enter five digits, but don't enter all zeros
- I will enter my PIN as my signature on the income tax return (original or amended) I am now authorizing. Check this box **only** if you are entering your own PIN **and** your return is filed using the Practitioner PIN method. The ERO must complete Part III below.

Your signature ▶ \_\_\_\_\_ Date ▶ \_\_\_\_\_

### Spouse's PIN: check one box only

- I authorize \_\_\_\_\_ to enter or generate my PIN 

--	--	--	--	--

 as my signature on the income tax return (original or amended) I am now authorizing.  
ERO firm name  
Enter five digits, but don't enter all zeros
- I will enter my PIN as my signature on the income tax return (original or amended) I am now authorizing. Check this box **only** if you are entering your own PIN **and** your return is filed using the Practitioner PIN method. The ERO must complete Part III below.

Spouse's signature ▶ \_\_\_\_\_ Date ▶ \_\_\_\_\_

### Practitioner PIN Method Returns Only—continue below

## Part III Certification and Authentication – Practitioner PIN Method Only

**ERO's EFIN/PIN.** Enter your six-digit EFIN followed by your five-digit self-selected PIN. 

5	8	7	2	7	8	6	1	9	8	9
---	---	---	---	---	---	---	---	---	---	---

  
Don't enter all zeros

I certify that the above numeric entry is my PIN, which is my signature for the electronic individual income tax return (original or amended) I am now authorized to file for tax year indicated above for the taxpayer(s) indicated above. I confirm that I am submitting this return in accordance with the requirements of the Practitioner PIN method and **Pub. 1345**, Handbook for Authorized IRS e-file Providers of Individual Income Tax Returns.

ERO's signature ▶ \_\_\_\_\_ Date ▶ \_\_\_\_\_

**ERO Must Retain This Form – See Instructions  
Don't Submit This Form to the IRS Unless Requested To Do So**

Filing Status [X] Single [ ] Married filing jointly [ ] Married filing separately (MFS) [ ] Head of household (HOH) [ ] Qualifying widow(er) (QW)
Check only one box. If you checked the MFS box, enter the name of your spouse. If you checked the HOH or QW box, enter the child's name if the qualifying person is a child but not your dependent

Your first name and middle initial: SANDEEP
Last name: REAVURI
Your social security number: 852-35-4556
If joint return, spouse's first name and middle initial:
Last name:
Spouse's social security number:

Home address (number and street): 117 LAKE VILLAGE BLVD
Apt. no.: 103
City, town, or post office: DEARBORN
State: MI
ZIP code: 48120
Foreign country name:
Foreign province/state/county:
Foreign postal code:
Presidential Election Campaign: [ ] You [ ] Spouse

At any time during 2020, did you receive, sell, send, exchange, or otherwise acquire any financial interest in any virtual currency? [ ] Yes [X] No

Standard Deduction Someone can claim: [ ] You as a dependent [ ] Your spouse as a dependent
[ ] Spouse itemizes on a separate return or you were a dual-status alien

Age/Blindness You: [ ] Were born before January 2, 1956 [ ] Are blind Spouse: [ ] Was born before January 2, 1956 [ ] Is blind

Table with 5 columns: (1) First name, Last name, (2) Social security number, (3) Relationship to you, (4) Child tax credit, Credit for other dependents. Includes instructions for dependents.

Main tax calculation table with 15 rows. Includes sections for Attach Sch. B if required, Standard Deduction for, and final taxable income calculation.

For Disclosure, Privacy Act, and Paperwork Reduction Act Notice, see separate instructions.

16	Tax (see instructions). Check if any from Form(s): 1 <input type="checkbox"/> 8814 2 <input type="checkbox"/> 4972 3 <input type="checkbox"/> _____	16	13,759.
17	Amount from Schedule 2, line 3	17	
18	Add lines 16 and 17	18	13,759.
19	Child tax credit or credit for other dependents	19	
20	Amount from Schedule 3, line 7	20	
21	Add lines 19 and 20	21	
22	Subtract line 21 from line 18. If zero or less, enter -0-	22	13,759.
23	Other taxes, including self-employment tax, from Schedule 2, line 10	23	0.
24	Add lines 22 and 23. This is your <b>total tax</b>	24	13,759.
25	Federal income tax withheld from:		
a	Form(s) W-2	25a	17,095.
b	Form(s) 1099	25b	
c	Other forms (see instructions)	25c	
d	Add lines 25a through 25c	25d	17,095.
26	2020 estimated tax payments and amount applied from 2019 return	26	
27	Earned income credit (EIC) <b>NO</b>	27	
28	Additional child tax credit. Attach Schedule 8812	28	
29	American opportunity credit from Form 8863, line 8	29	
30	Recovery rebate credit. See instructions	30	
31	Amount from Schedule 3, line 13	31	
32	Add lines 27 through 31. These are your <b>total other payments and refundable credits</b>	32	
33	Add lines 25d, 26, and 32. These are your <b>total payments</b>	33	17,095.

• If you have a qualifying child, attach Sch. EIC.  
• If you have nontaxable combat pay, see instructions.

**Refund**

34	If line 33 is more than line 24, subtract line 24 from line 33. This is the amount you <b>overpaid</b>	34	3,336.
35a	Amount of line 34 you want <b>refunded to you</b> . If Form 8888 is attached, check here <input type="checkbox"/>	35a	3,336.
b	Routing number 3 2 2 2 7 1 7 2 4		
c	Type: <input checked="" type="checkbox"/> Checking <input type="checkbox"/> Savings		
d	Account number 4 2 0 1 4 9 5 8 6 1 7		
36	Amount of line 34 you want <b>applied to your 2021 estimated tax</b>	36	

**Amount You Owe**

For details on how to pay, see instructions.

37	Subtract line 33 from line 24. This is the <b>amount you owe now</b>	37	
<b>Note:</b> Schedule H and Schedule SE filers, line 37 may not represent all of the taxes you owe for 2020. See Schedule 3, line 12e, and its instructions for details.			
38	Estimated tax penalty (see instructions)	38	

**Third Party Designee**

Do you want to allow another person to discuss this return with the IRS? See instructions  **Yes.** Complete below.  **No**

Designee's name \_\_\_\_\_ Phone no. \_\_\_\_\_ Personal identification number (PIN) \_\_\_\_\_

**Sign Here**

Under penalties of perjury, I declare that I have examined this return and accompanying schedules and statements, and to the best of my knowledge and belief, they are true, correct, and complete. Declaration of preparer (other than taxpayer) is based on all information of which preparer has any knowledge.

Your signature	Date	Your occupation <b>SOFTWARE ENGINEER</b>	If the IRS sent you an Identity Protection PIN, enter it here (see inst.)
Spouse's signature. If a joint return, <b>both</b> must sign.	Date	Spouse's occupation	If the IRS sent your spouse an Identity Protection PIN, enter it here (see inst.)
Phone no.	Email address		

**Paid Preparer Use Only**

Preparer's name <b>RVSSMANIKUMARAPPANA</b>	Preparer's signature <b>RVSSMANIKUMARAPPANA</b>	Date <b>03/24/2021</b>	PTIN <b>P02090332</b>	Check if: <input type="checkbox"/> Self-employed
Firm's name <b>GLOBAL TAXES LLC</b>	Phone no. <b>(646) 727-7157</b>			
Firm's address <b>2530 Pebble Creek Ln Cumming GA 30041</b>	Firm's EIN <b>30-1017196</b>			

**SCHEDULE 1  
(Form 1040)**

Department of the Treasury  
Internal Revenue Service

**Additional Income and Adjustments to Income**

▶ **Attach to Form 1040, 1040-SR, or 1040-NR.**  
▶ **Go to [www.irs.gov/Form1040](http://www.irs.gov/Form1040) for instructions and the latest information.**

OMB No. 1545-0074

**2020**  
Attachment  
Sequence No. **01**

Name(s) shown on Form 1040, 1040-SR, or 1040-NR  
SANDEEP REAVURI

Your social security number  
852-35-4556

**Part I Additional Income**

<b>1</b>	Taxable refunds, credits, or offsets of state and local income taxes . . . . .	<b>1</b>	
<b>2a</b>	Alimony received . . . . .	<b>2a</b>	
<b>b</b>	Date of original divorce or separation agreement (see instructions) ▶ _____		
<b>3</b>	Business income or (loss). Attach Schedule C . . . . .	<b>3</b>	
<b>4</b>	Other gains or (losses). Attach Form 4797 . . . . .	<b>4</b>	
<b>5</b>	Rental real estate, royalties, partnerships, S corporations, trusts, etc. Attach Schedule E	<b>5</b>	-5,979.
<b>6</b>	Farm income or (loss). Attach Schedule F . . . . .	<b>6</b>	
<b>7</b>	Unemployment compensation . . . . .	<b>7</b>	
<b>8</b>	Other income. List type and amount ▶ _____ _____	<b>8</b>	
<b>9</b>	Combine lines 1 through 8. Enter here and on Form 1040, 1040-SR, or 1040-NR, line 8 . . . . .	<b>9</b>	-5,979.

**Part II Adjustments to Income**

<b>10</b>	Educator expenses . . . . .	<b>10</b>	
<b>11</b>	Certain business expenses of reservists, performing artists, and fee-basis government officials. Attach Form 2106 . . . . .	<b>11</b>	
<b>12</b>	Health savings account deduction. Attach Form 8889 . . . . .	<b>12</b>	
<b>13</b>	Moving expenses for members of the Armed Forces. Attach Form 3903 . . . . .	<b>13</b>	
<b>14</b>	Deductible part of self-employment tax. Attach Schedule SE . . . . .	<b>14</b>	
<b>15</b>	Self-employed SEP, SIMPLE, and qualified plans . . . . .	<b>15</b>	
<b>16</b>	Self-employed health insurance deduction . . . . .	<b>16</b>	
<b>17</b>	Penalty on early withdrawal of savings . . . . .	<b>17</b>	
<b>18a</b>	Alimony paid . . . . .	<b>18a</b>	
<b>b</b>	Recipient's SSN . . . . . ▶ _____		
<b>c</b>	Date of original divorce or separation agreement (see instructions) ▶ _____		
<b>19</b>	IRA deduction . . . . .	<b>19</b>	
<b>20</b>	Student loan interest deduction . . . . .	<b>20</b>	
<b>21</b>	Tuition and fees deduction. Attach Form 8917 . . . . .	<b>21</b>	
<b>22</b>	Add lines 10 through 21. These are your <b>adjustments to income</b> . Enter here and on Form 1040, 1040-SR, or 1040-NR, line 10a . . . . .	<b>22</b>	

**SCHEDULE D**  
**(Form 1040)**

**Capital Gains and Losses**

OMB No. 1545-0074

**2020**

Attachment  
Sequence No. **12**

Department of the Treasury  
Internal Revenue Service (99)

▶ **Attach to Form 1040, 1040-SR, or 1040-NR.**  
▶ **Go to [www.irs.gov/ScheduleD](http://www.irs.gov/ScheduleD) for instructions and the latest information.**  
▶ **Use Form 8949 to list your transactions for lines 1b, 2, 3, 8b, 9, and 10.**

Name(s) shown on return

SANDEEP REAVURI

Your social security number

852-35-4556

Did you dispose of any investment(s) in a qualified opportunity fund during the tax year?  Yes  No

If "Yes," attach Form 8949 and see its instructions for additional requirements for reporting your gain or loss.

**Part I Short-Term Capital Gains and Losses—Generally Assets Held One Year or Less** (see instructions)

See instructions for how to figure the amounts to enter on the lines below.

This form may be easier to complete if you round off cents to whole dollars.

	(d) Proceeds (sales price)	(e) Cost (or other basis)	(g) Adjustments to gain or loss from Form(s) 8949, Part I, line 2, column (g)	(h) Gain or (loss) Subtract column (e) from column (d) and combine the result with column (g)
<b>1a</b> Totals for all short-term transactions reported on Form 1099-B for which basis was reported to the IRS and for which you have no adjustments (see instructions). However, if you choose to report all these transactions on Form 8949, leave this line blank and go to line 1b .				
<b>1b</b> Totals for all transactions reported on Form(s) 8949 with <b>Box A</b> checked . . . . .	8,195.	8,035.	187.	347.
<b>2</b> Totals for all transactions reported on Form(s) 8949 with <b>Box B</b> checked . . . . .				
<b>3</b> Totals for all transactions reported on Form(s) 8949 with <b>Box C</b> checked . . . . .				
<b>4</b> Short-term gain from Form 6252 and short-term gain or (loss) from Forms 4684, 6781, and 8824 . . . . .				<b>4</b>
<b>5</b> Net short-term gain or (loss) from partnerships, S corporations, estates, and trusts from Schedule(s) K-1 . . . . .				<b>5</b>
<b>6</b> Short-term capital loss carryover. Enter the amount, if any, from line 8 of your <b>Capital Loss Carryover Worksheet</b> in the instructions . . . . .				<b>6</b> ( )
<b>7 Net short-term capital gain or (loss).</b> Combine lines 1a through 6 in column (h). If you have any long-term capital gains or losses, go to Part II below. Otherwise, go to Part III on the back . . . . .				<b>7</b> 347.

**Part II Long-Term Capital Gains and Losses—Generally Assets Held More Than One Year** (see instructions)

See instructions for how to figure the amounts to enter on the lines below.

This form may be easier to complete if you round off cents to whole dollars.

	(d) Proceeds (sales price)	(e) Cost (or other basis)	(g) Adjustments to gain or loss from Form(s) 8949, Part II, line 2, column (g)	(h) Gain or (loss) Subtract column (e) from column (d) and combine the result with column (g)
<b>8a</b> Totals for all long-term transactions reported on Form 1099-B for which basis was reported to the IRS and for which you have no adjustments (see instructions). However, if you choose to report all these transactions on Form 8949, leave this line blank and go to line 8b .				
<b>8b</b> Totals for all transactions reported on Form(s) 8949 with <b>Box D</b> checked . . . . .				
<b>9</b> Totals for all transactions reported on Form(s) 8949 with <b>Box E</b> checked . . . . .				
<b>10</b> Totals for all transactions reported on Form(s) 8949 with <b>Box F</b> checked . . . . .				
<b>11</b> Gain from Form 4797, Part I; long-term gain from Forms 2439 and 6252; and long-term gain or (loss) from Forms 4684, 6781, and 8824 . . . . .				<b>11</b>
<b>12</b> Net long-term gain or (loss) from partnerships, S corporations, estates, and trusts from Schedule(s) K-1 . . . . .				<b>12</b>
<b>13</b> Capital gain distributions. See the instructions . . . . .				<b>13</b>
<b>14</b> Long-term capital loss carryover. Enter the amount, if any, from line 13 of your <b>Capital Loss Carryover Worksheet</b> in the instructions . . . . .				<b>14</b> ( )
<b>15 Net long-term capital gain or (loss).</b> Combine lines 8a through 14 in column (h). Then, go to Part III on the back . . . . .				<b>15</b>

**Part III Summary**

<b>16</b>	Combine lines 7 and 15 and enter the result . . . . .	<b>16</b>	347.
	<ul style="list-style-type: none"> <li>• If line 16 is a <b>gain</b>, enter the amount from line 16 on Form 1040, 1040-SR, or 1040-NR, line 7. Then, go to line 17 below.</li> <li>• If line 16 is a <b>loss</b>, skip lines 17 through 20 below. Then, go to line 21. Also be sure to complete line 22.</li> <li>• If line 16 is <b>zero</b>, skip lines 17 through 21 below and enter -0- on Form 1040, 1040-SR, or 1040-NR, line 7. Then, go to line 22.</li> </ul>		
<b>17</b>	Are lines 15 and 16 <b>both</b> gains? <input type="checkbox"/> <b>Yes.</b> Go to line 18. <input checked="" type="checkbox"/> <b>No.</b> Skip lines 18 through 21, and go to line 22.		
<b>18</b>	If you are required to complete the <b>28% Rate Gain Worksheet</b> (see instructions), enter the amount, if any, from line 7 of that worksheet . . . . . ▶	<b>18</b>	
<b>19</b>	If you are required to complete the <b>Unrecaptured Section 1250 Gain Worksheet</b> (see instructions), enter the amount, if any, from line 18 of that worksheet . . . . . ▶	<b>19</b>	
<b>20</b>	Are lines 18 and 19 both zero or blank and are you not filing Form 4952? <input type="checkbox"/> <b>Yes.</b> Complete the <b>Qualified Dividends and Capital Gain Tax Worksheet</b> in the instructions for Forms 1040 and 1040-SR, line 16. <b>Don't</b> complete lines 21 and 22 below.  <input type="checkbox"/> <b>No.</b> Complete the <b>Schedule D Tax Worksheet</b> in the instructions. <b>Don't</b> complete lines 21 and 22 below.		
<b>21</b>	If line 16 is a loss, enter here and on Form 1040, 1040-SR, or 1040-NR, line 7, the <b>smaller</b> of: <ul style="list-style-type: none"> <li>• The loss on line 16; or</li> <li>• (\$3,000), or if married filing separately, (\$1,500) } . . . . .</li> </ul>	<b>21</b>	( )
	<b>Note:</b> When figuring which amount is smaller, treat both amounts as positive numbers.		
<b>22</b>	Do you have qualified dividends on Form 1040, 1040-SR, or 1040-NR, line 3a?  <input type="checkbox"/> <b>Yes.</b> Complete the <b>Qualified Dividends and Capital Gain Tax Worksheet</b> in the instructions for Forms 1040 and 1040-SR, line 16.  <input checked="" type="checkbox"/> <b>No.</b> Complete the rest of Form 1040, 1040-SR, or 1040-NR.		

**Sales and Other Dispositions of Capital Assets**

Department of the Treasury  
Internal Revenue Service

► Go to [www.irs.gov/Form8949](http://www.irs.gov/Form8949) for instructions and the latest information.  
► File with your Schedule D to list your transactions for lines 1b, 2, 3, 8b, 9, and 10 of Schedule D.

Name(s) shown on return

Social security number or taxpayer identification number

SANDEEP REAVURI

852-35-4556

Before you check Box A, B, or C below, see whether you received any Form(s) 1099-B or substitute statement(s) from your broker. A substitute statement will have the same information as Form 1099-B. Either will show whether your basis (usually your cost) was reported to the IRS by your broker and may even tell you which box to check.

**Part I Short-Term.** Transactions involving capital assets you held 1 year or less are generally short-term (see instructions). For long-term transactions, see page 2.

**Note:** You may aggregate all short-term transactions reported on Form(s) 1099-B showing basis was reported to the IRS and for which no adjustments or codes are required. Enter the totals directly on Schedule D, line 1a; you aren't required to report these transactions on Form 8949 (see instructions).

**You must check Box A, B, or C below. Check only one box.** If more than one box applies for your short-term transactions, complete a separate Form 8949, page 1, for each applicable box. If you have more short-term transactions than will fit on this page for one or more of the boxes, complete as many forms with the same box checked as you need.

- (A)** Short-term transactions reported on Form(s) 1099-B showing basis was reported to the IRS (see **Note** above)
- (B)** Short-term transactions reported on Form(s) 1099-B showing basis **wasn't** reported to the IRS
- (C)** Short-term transactions not reported to you on Form 1099-B

1	(a) Description of property (Example: 100 sh. XYZ Co.)	(b) Date acquired (Mo., day, yr.)	(c) Date sold or disposed of (Mo., day, yr.)	(d) Proceeds (sales price) (see instructions)	(e) Cost or other basis. See the <b>Note</b> below and see <i>Column (e)</i> in the separate instructions	Adjustment, if any, to gain or loss. If you enter an amount in column (g), enter a code in column (f). <b>See the separate instructions.</b>		(h) <b>Gain or (loss).</b> Subtract column (e) from column (d) and combine the result with column (g)
						(f) Code(s) from instructions	(g) Amount of adjustment	
	ROBINHOOD SECURITIES LLC	Various	08/11/20	8,195.	8,035.	W	187.	347.
<b>2 Totals.</b> Add the amounts in columns (d), (e), (g), and (h) (subtract negative amounts). Enter each total here and include on your Schedule D, <b>line 1b</b> (if <b>Box A</b> above is checked), <b>line 2</b> (if <b>Box B</b> above is checked), or <b>line 3</b> (if <b>Box C</b> above is checked) ►				8,195.	8,035.		187.	347.

**Note:** If you checked Box A above but the basis reported to the IRS was incorrect, enter in column (e) the basis as reported to the IRS, and enter an adjustment in column (g) to correct the basis. See *Column (g)* in the separate instructions for how to figure the amount of the adjustment.

**SCHEDULE E**  
**(Form 1040)**

**Supplemental Income and Loss**

OMB No. 1545-0074

(From rental real estate, royalties, partnerships, S corporations, estates, trusts, REMICs, etc.)

**2020**

Department of the Treasury  
Internal Revenue Service (99)

▶ Attach to Form 1040, 1040-SR, 1040-NR, or 1041.

Attachment  
Sequence No. **13**

▶ Go to [www.irs.gov/ScheduleE](http://www.irs.gov/ScheduleE) for instructions and the latest information.

Name(s) shown on return

Your social security number

SANDEEP REAVURI

852-35-4556

**Part I** **Income or Loss From Rental Real Estate and Royalties** Note: If you are in the business of renting personal property, use **Schedule C**. See instructions. If you are an individual, report farm rental income or loss from **Form 4835** on page 2, line 40.

**A** Did you make any payments in 2020 that would require you to file Form(s) 1099? See instructions . . . . .  Yes  No

**B** If "Yes," did you or will you file required Form(s) 1099? . . . . .  Yes  No

<b>1a</b>	Physical address of each property (street, city, state, ZIP code)				
<b>A</b>	MIYAPUR HYDERABAD TELANGANA IN 500049				
<b>B</b>					
<b>C</b>					
<b>1b</b>	Type of Property (from list below)	<b>2</b> For each rental real estate property listed above, report the number of fair rental and personal use days. Check the <b>QJV</b> box only if you meet the requirements to file as a qualified joint venture. See instructions.	Fair Rental Days	Personal Use Days	QJV
<b>A</b>	1		<b>A</b> 365	0	<input type="checkbox"/>
<b>B</b>			<b>B</b>		<input type="checkbox"/>
<b>C</b>			<b>C</b>		<input type="checkbox"/>

**Type of Property:**

- 1 Single Family Residence      3 Vacation/Short-Term Rental      5 Land      7 Self-Rental
- 2 Multi-Family Residence      4 Commercial      6 Royalties      8 Other (describe)

Income:		Properties:		A	B	C
<b>3</b>	Rents received . . . . .	<b>3</b>		450 .		
<b>4</b>	Royalties received . . . . .	<b>4</b>				
<b>Expenses:</b>						
<b>5</b>	Advertising . . . . .	<b>5</b>				
<b>6</b>	Auto and travel (see instructions) . . . . .	<b>6</b>		150 .		
<b>7</b>	Cleaning and maintenance . . . . .	<b>7</b>		1,525 .		
<b>8</b>	Commissions. . . . .	<b>8</b>		350 .		
<b>9</b>	Insurance . . . . .	<b>9</b>				
<b>10</b>	Legal and other professional fees . . . . .	<b>10</b>				
<b>11</b>	Management fees . . . . .	<b>11</b>				
<b>12</b>	Mortgage interest paid to banks, etc. (see instructions)	<b>12</b>				
<b>13</b>	Other interest. . . . .	<b>13</b>				
<b>14</b>	Repairs. . . . .	<b>14</b>		1,670 .		
<b>15</b>	Supplies . . . . .	<b>15</b>		1,454 .		
<b>16</b>	Taxes . . . . .	<b>16</b>				
<b>17</b>	Utilities. . . . .	<b>17</b>		1,280 .		
<b>18</b>	Depreciation expense or depletion . . . . .	<b>18</b>				
<b>19</b>	Other (list) ▶ . . . . .	<b>19</b>				
<b>20</b>	Total expenses. Add lines 5 through 19 . . . . .	<b>20</b>		6,429 .		
<b>21</b>	Subtract line 20 from line 3 (rents) and/or 4 (royalties). If result is a (loss), see instructions to find out if you must file <b>Form 6198</b> . . . . .	<b>21</b>		-5,979 .		
<b>22</b>	Deductible rental real estate loss after limitation, if any, on <b>Form 8582</b> (see instructions) . . . . .	<b>22</b>		( -5,979 . )	( )	( )
<b>23a</b>	Total of all amounts reported on line 3 for all rental properties . . . . .	<b>23a</b>			450 .	
<b>b</b>	Total of all amounts reported on line 4 for all royalty properties . . . . .	<b>23b</b>				
<b>c</b>	Total of all amounts reported on line 12 for all properties . . . . .	<b>23c</b>				
<b>d</b>	Total of all amounts reported on line 18 for all properties . . . . .	<b>23d</b>				
<b>e</b>	Total of all amounts reported on line 20 for all properties . . . . .	<b>23e</b>			6,429 .	
<b>24</b>	<b>Income.</b> Add positive amounts shown on line 21. <b>Do not</b> include any losses . . . . .	<b>24</b>				
<b>25</b>	<b>Losses.</b> Add royalty losses from line 21 and rental real estate losses from line 22. Enter total losses here . . . . .	<b>25</b>		( 5,979 . )		
<b>26</b>	<b>Total rental real estate and royalty income or (loss).</b> Combine lines 24 and 25. Enter the result here. If Parts II, III, IV, and line 40 on page 2 do not apply to you, also enter this amount on Schedule 1 (Form 1040), line 5. Otherwise, include this amount in the total on line 41 on page 2 . . . . .	<b>26</b>				-5,979 .

For Paperwork Reduction Act Notice, see the separate instructions.

Schedule E (Form 1040) 2020



# Passive Activity Loss Limitations

▶ See separate instructions.  
 ▶ Attach to Form 1040, 1040-SR, or 1041.  
 ▶ Go to [www.irs.gov/Form8582](http://www.irs.gov/Form8582) for instructions and the latest information.

Name(s) shown on return <b>SANDEEP REAVURI</b>	Identifying number <b>852-35-4556</b>
---	--

**Part I 2020 Passive Activity Loss**

**Caution:** Complete Worksheets 1, 2, and 3 before completing Part I.

<b>Rental Real Estate Activities With Active Participation</b> (For the definition of active participation, see <b>Special Allowance for Rental Real Estate Activities</b> in the instructions.)			
1a Activities with net income (enter the amount from Worksheet 1, column (a)) . . . . .	<b>1a</b>	0.	
b Activities with net loss (enter the amount from Worksheet 1, column (b)) . . . . .	<b>1b</b>	( 5,979. )	
c Prior years' unallowed losses (enter the amount from Worksheet 1, column (c)) . . . . .	<b>1c</b>	( )	
d Combine lines 1a, 1b, and 1c . . . . .	<b>1d</b>		-5,979.
<b>Commercial Revitalization Deductions From Rental Real Estate Activities</b>			
2a Commercial revitalization deductions from Worksheet 2, column (a) . . . . .	<b>2a</b>	( )	
b Prior year unallowed commercial revitalization deductions from Worksheet 2, column (b) . . . . .	<b>2b</b>	( )	
c Add lines 2a and 2b . . . . .	<b>2c</b>	( )	
<b>All Other Passive Activities</b>			
3a Activities with net income (enter the amount from Worksheet 3, column (a)) . . . . .	<b>3a</b>	( )	
b Activities with net loss (enter the amount from Worksheet 3, column (b)) . . . . .	<b>3b</b>	( )	
c Prior years' unallowed losses (enter the amount from Worksheet 3, column (c)) . . . . .	<b>3c</b>	( )	
d Combine lines 3a, 3b, and 3c . . . . .	<b>3d</b>		
4 Combine lines 1d, 2c, and 3d. If this line is zero or more, stop here and include this form with your return; all losses are allowed, including any prior year unallowed losses entered on line 1c, 2b, or 3c. Report the losses on the forms and schedules normally used . . . . .	<b>4</b>		-5,979.

- If line 4 is a loss and:
- Line 1d is a loss, go to Part II.
  - Line 2c is a loss (and line 1d is zero or more), skip Part II and go to Part III.
  - Line 3d is a loss (and lines 1d and 2c are zero or more), skip Parts II and III and go to line 15.

**Caution:** If your filing status is married filing separately and you lived with your spouse at any time during the year, **do not** complete Part II or Part III. Instead, go to line 15.

**Part II Special Allowance for Rental Real Estate Activities With Active Participation**

**Note:** Enter all numbers in Part II as positive amounts. See instructions for an example.

5 Enter the <b>smaller</b> of the loss on line 1d or the loss on line 4 . . . . .	<b>5</b>	5,979.	
6 Enter \$150,000. If married filing separately, see instructions . . . . .	<b>6</b>	150,000.	
7 Enter modified adjusted gross income, but not less than zero. See instructions . . . . .	<b>7</b>	100,043.	
<b>Note:</b> If line 7 is greater than or equal to line 6, skip lines 8 and 9, enter -0- on line 10. Otherwise, go to line 8.			
8 Subtract line 7 from line 6 . . . . .	<b>8</b>	49,957.	
9 Multiply line 8 by 50% (0.50). <b>Do not</b> enter more than \$25,000. If married filing separately, see instructions . . . . .	<b>9</b>		24,979.
10 Enter the <b>smaller</b> of line 5 or line 9 . . . . .	<b>10</b>		5,979.

If line 2c is a loss, go to Part III. Otherwise, go to line 15.

**Part III Special Allowance for Commercial Revitalization Deductions From Rental Real Estate Activities**

**Note:** Enter all numbers in Part III as positive amounts. See the example for Part II in the instructions.

11 Enter \$25,000 reduced by the amount, if any, on line 10. If married filing separately, see instructions . . . . .	<b>11</b>		
12 Enter the loss from line 4 . . . . .	<b>12</b>		
13 Reduce line 12 by the amount on line 10 . . . . .	<b>13</b>		
14 Enter the <b>smallest</b> of line 2c (treated as a positive amount), line 11, or line 13 . . . . .	<b>14</b>		

**Part IV Total Losses Allowed**

15 Add the income, if any, on lines 1a and 3a and enter the total . . . . .	<b>15</b>	0.	
16 <b>Total losses allowed from all passive activities for 2020.</b> Add lines 10, 14, and 15. See instructions to find out how to report the losses on your tax return . . . . .	<b>16</b>		5,979.

**Caution:** The worksheets must be filed with your tax return. Keep a copy for your records.

**Worksheet 1—For Form 8582, Lines 1a, 1b, and 1c** (see instructions)

Name of activity	Current year		Prior years	Overall gain or loss	
	(a) Net income (line 1a)	(b) Net loss (line 1b)	(c) Unallowed loss (line 1c)	(d) Gain	(e) Loss
MIYAPUR	0.	5,979.			5,979.
<b>Total.</b> Enter on Form 8582, lines 1a, 1b, and 1c	0.	5,979.			

**Worksheet 2—For Form 8582, Lines 2a and 2b** (see instructions)

Name of activity	(a) Current year deductions (line 2a)	(b) Prior year unallowed deductions (line 2b)	(c) Overall loss
<b>Total.</b> Enter on Form 8582, lines 2a and 2b			

**Worksheet 3—For Form 8582, Lines 3a, 3b, and 3c** (see instructions)

Name of activity	Current year		Prior years	Overall gain or loss	
	(a) Net income (line 3a)	(b) Net loss (line 3b)	(c) Unallowed loss (line 3c)	(d) Gain	(e) Loss
<b>Total.</b> Enter on Form 8582, lines 3a, 3b, and 3c					

**Worksheet 4—Use This Worksheet if an Amount Is Shown on Form 8582, Line 10 or 14.** See instructions.

Name of activity	Form or schedule and line number to be reported on (see instructions)	(a) Loss	(b) Ratio	(c) Special allowance	(d) Subtract column (c) from column (a)
MIYAPUR	E Ln 22	5,979.	1.00000000	5,979.	0.
<b>Total</b>		5,979.	1.00	5,979.	0.

**Worksheet 5—Allocation of Unallowed Losses** (see instructions)

Name of activity	Form or schedule and line number to be reported on (see instructions)	(a) Loss	(b) Ratio	(c) Unallowed loss
<b>Total</b>			1.00	

# 2020 MICHIGAN Individual Income Tax Return MI-1040

**Amended Return**   
(Include Schedule AMD)

**Return is due April 15, 2021.** Type or print in blue or black ink.

1. Filer's First Name <b>SANDEEP</b>		M.I.	Last Name <b>REAVURI</b>		2. Filer's Full Social Security No. (Example: 123-45-6789) <b>852 — 35 — 4556</b>	
If a Joint Return, Spouse's First Name		M.I.	Last Name		3. Spouse's Full Social Security No. (Example: 123-45-6789) <b>— —</b>	
Home Address (Number, Street, or P.O. Box) <b>117 LAKE VILLAGE BLVD, APT. 103</b>					4. School District Code (5 digits – see page 60) <b>82030</b>	
City or Town <b>DEARBORN</b>			State <b>MI</b>	ZIP Code <b>48120</b>		
5. <b>STATE CAMPAIGN FUND</b> Check if you (and/or your spouse, if filing a joint return) want \$3 of your taxes to go to this fund. This will not increase your tax or reduce your refund. a. <input type="checkbox"/> Filer b. <input type="checkbox"/> Spouse				6. <b>FARMERS, FISHERMEN, OR SEAFARERS</b> <input type="checkbox"/> Check this box if 2/3 of your income is from farming, fishing, or seafaring.		
7. <b>2020 FILING STATUS.</b> Check one. a. <input checked="" type="checkbox"/> Single b. <input type="checkbox"/> Married filing jointly c. <input type="checkbox"/> Married filing separately* * If you check box "c," complete line 3 and enter spouse's full name below: <div style="border: 1px solid black; height: 20px; width: 100%;"></div>				8. <b>2020 RESIDENCY STATUS.</b> Check all that apply. a. <input type="checkbox"/> Resident b. <input type="checkbox"/> Nonresident * c. <input checked="" type="checkbox"/> Part-Year Resident * * If you check box "b" or "c," you must complete and include Schedule NR.		

9. **EXEMPTIONS. NOTE:** If someone else can claim you as a dependent, check box 9e, enter 0 on line 9a and enter \$1,500 on line 9e (see instr.).

a. Number of exemptions (see instructions).....	9a.	1	x	\$4,750	9a.	4750	00
b. Number of individuals who qualify for one of the following special exemptions: deaf, blind, hemiplegic, paraplegic, quadriplegic, or totally and permanently disabled.....	9b.		x	\$2,800	9b.		00
c. Number of qualified disabled veterans.....	9c.		x	\$400	9c.		00
d. Number of Certificates of Stillbirth from MDHHS (see instructions).....	9d.		x	\$4,750	9d.		00
e. Claimed as dependent, see line 9 NOTE above.....	9e.	<input type="checkbox"/>			9e.		00
f. Add lines 9a, 9b, 9c, 9d and 9e. Enter here and on line 15.....	9f.				9f.	4750	00

10. <b>Adjusted Gross Income</b> from your U.S. Forms 1040 or 1040NR (see instructions).....	10.	94064	00
11. Additions from Schedule 1, line 9. <b>Include Schedule 1</b> .....	11.		00
12. <b>Total.</b> Add lines 10 and 11.....	12.	94064	00
13. Subtractions from Schedule 1, line 29. <b>Include Schedule 1</b> .....	13.	29816	00
14. <b>Income subject to tax.</b> Subtract line 13 from line 12. If line 13 is greater than line 12, enter "0".....	14.	64248	00
15. <b>Exemption allowance.</b> Enter amount from line 9f or Schedule NR, line 19.....	15.	3244	00
16. <b>Taxable income.</b> Subtract line 15 from line 14. If line 15 is greater than line 14, enter "0".....	16.	61004	00
17. <b>Tax.</b> Multiply line 16 by 4.25% (0.0425).....	17.	2593	00

**NON-REFUNDABLE CREDITS**

	AMOUNT	CREDIT
18. Income Tax Imposed by government units outside Michigan. Include a copy of the return (see instructions).....	18a.	18b.
	00	00
19. Michigan Historic Preservation Tax Credit carryforward (see instructions).....	19a.	19b.
	00	00
20. <b>Income Tax.</b> Subtract the sum of lines 18b and 19b from line 17. If the sum of lines 18b and 19b is greater than line 17, enter "0".....	20.	2593 00

Filer's Full Social Security Number

852 — 35 — 4556

21. Enter amount of Income Tax from line 20.....	21.	2593	00
22. Voluntary Contributions from Form 4642, line 6. <b>Include Form 4642</b> .....	22.		00
23. <b>USE TAX.</b> Use tax due on Internet, mail order or other out-of-state purchases from Worksheet 1 (see instructions).....	23.	0	00
<b>24. Total Tax Liability.</b> Add lines 21, 22 and 23 .....	24.	2593	00

**REFUNDABLE CREDITS AND PAYMENTS**

25. <b>Property Tax Credit. Include MI-1040CR or MI-1040CR-2</b> .....	25.		00
26. <b>Farmland Preservation Tax Credit. Include MI-1040CR-5</b> .....	26.		00
27. Earned Income Tax Credit. Multiply line 27a by 6% (0.06) and enter result on line 27b. ....	27a.		00
	27b.		00
28. Michigan Historic Preservation Tax Credit (refundable). <b>Include Form 3581</b> .....	28.		00
29. Michigan tax withheld from Schedule W, line 6. <b>Include Schedule W (do not submit W-2s)</b> .....	29.	2731	00
30. Estimated tax, extension payments and 2019 credit forward .....	30.		00
31. <b>2020 AMENDED RETURNS ONLY.</b> Taxpayers completing an original 2020 return should skip to line 32. Amended returns must <b>include Schedule AMD (see instructions)</b> .			
31a. <input type="checkbox"/> If you had a refund and/or credit forward on the original return, check box 31a and enter this amount as a negative number on line 31c.			
31b. <input type="checkbox"/> If you paid with the original return, check box 31b and enter the amount paid with the original return, plus any additional tax paid after filing, as a positive number on line 31c. Do not include interest or penalty.	31c.		00
<b>32. Total refundable credits and payments.</b> Add lines 25, 26, 27b, 28, 29, 30 and 31c .....	32.	2731	00

**REFUND OR TAX DUE**

33. If line 32 is less than line 24, subtract line 32 from line 24. If applicable, see instructions.	33.		00
Include interest <input type="text"/> <input type="text"/> <input type="text"/> <input type="text"/> and penalty <input type="text"/> <input type="text"/> <input type="text"/> <input type="text"/> .....			
<b>YOU OWE</b>			
34. <b>Overpayment.</b> If line 32 is greater than line 24, subtract line 24 from line 32 .....	34.	138	00
35. <b>Credit Forward.</b> Amount of line 34 to be credited to your 2021 estimated tax for your 2021 tax return ...	35.		00
<b>REFUND</b>			
36. Subtract line 35 from line 34 .....	36.	138	00

**DIRECT DEPOSIT**

Deposit your refund directly to your financial institution! See instructions and complete a, b and c.

a. Routing Transit Number	b. Account Number	c. Type of Account	
322271724	42014958617	1. <input checked="" type="checkbox"/> Checking	2. <input type="checkbox"/> Savings

**Deceased Taxpayer.** If Filer and/or Spouse died after December 31, 2019, enter dates below. **ENTER DATE OF DEATH ONLY.** Example: 04-15-2020 (MM-DD-YYYY)

Filer	— —	Spouse	— —
-------	-----	--------	-----

**Preparer Certification.** I declare under penalty of perjury that this return is based on all information of which I have any knowledge.

Preparer's PTIN, FEIN or SSN  
P02090332

**Taxpayer Certification.** I declare under penalty of perjury that the information in this return and attachments is true and complete to the best of my knowledge.

Preparer's Name (print or type)  
RVSSMANIKUMARAPPANA

Filer's Signature \_\_\_\_\_ Date \_\_\_\_\_

Preparer's Signature  
RVSSMANIKUMARAPPANA

Spouse's Signature \_\_\_\_\_ Date \_\_\_\_\_

Preparer's Business Name, Address and Telephone Number

By checking this box, I authorize Treasury to discuss my return with my preparer.

GLOBAL TAXES LLC  
2530 PEBBLE CREEK LN  
CUMMING GA 30041  
646-727-7157

**Refund, credit, or zero returns.** Mail your return to: **Michigan Department of Treasury, Lansing, MI 48956**  
**Pay amount on line 33 (see instructions).** Mail your check and return to: **Michigan Department of Treasury, Lansing, MI 48929**

# 2020 MICHIGAN Schedule 1 Additions and Subtractions

Issued under authority of Public Act 281 of 1967, as amended.

**Attachment 01**

Include with Form MI-1040. Type or print in blue or black ink.

Filer's First Name <b>SANDEEP</b>	M.I.	Last Name <b>REAVURI</b>	Filer's Full Social Security No. (Example: 123-45-6789) <b>852 — 35 — 4556</b>
--------------------------------------	------	-----------------------------	---

**Additions to Income (all entries must be positive numbers)**

1. Gross interest and dividends from obligations issued by states (other than Michigan) or their political subdivisions.....	1.		00
2. Deduction for taxes on, or measured by, income including self-employment tax taken on your federal return (see instructions).....	2.		00
3. Gains from Michigan column of MI-1040D and MI-4797 .....	3.		00
4. Losses attributable to other states (see instructions) .....	4.		00
5. Net loss from federal column of your Michigan MI-1040D or MI-4797 .....	5.		00
6. Oil, gas, and nonferrous metallic mineral expenses (Michigan sourced) deducted to arrive at Adjusted Gross Income (AGI).....	6.		00
7. Federal Net Operating Loss deduction included in AGI.....	7.		00
8. Other (see instructions). Describe: _____	8.		00
9. <b>Total additions. Add lines 1 through 8. Enter here and on MI-1040, line 11</b> .....	9.	0	00

**Subtractions from Income (all entries must be positive numbers)**

10. Income from U.S. government bonds and other U.S. obligations included in MI-1040, line 10. Include U.S. <i>Schedule B</i> if over \$5,000.....	10.		00
11. Amount included in MI-1040, line 10, from military retirement benefits due to service in the U.S. Armed Forces or Michigan National Guard, or taxable railroad retirement benefits .....	11.		00
12. Gains from federal column of Michigan MI-1040D and MI-4797 .....	12.		00
13. Income attributable to another state. <b>Explain type and source:</b> <u>SCHEDULE NR</u> .....	13.	29816	00
14. Taxable Social Security benefits or military pay (not retirement) included on MI-1040, line 10 ..	14.		00
15. Income earned while a resident of a Renaissance Zone (see instructions). .....	15.		00
16. Michigan state and local income tax refunds received in 2020 and included on MI-1040, line 10.....	16.		00
17. Michigan Education Savings Program, MI 529 Advisor Plan, and Michigan Achieving a Better Life Experience Program.....	17.		00
18. Michigan Education Trust .....	18.		00
19. Oil, gas, and nonferrous metallic minerals income (Michigan sourced) included in AGI.....	19.		00
20. Resident Tribal Member income exempted under a State/Tribal tax agreement or pursuant to <i>Revenue Administrative Bulletin 1988-47</i> .....	20.		00
21. Miscellaneous subtractions (see instructions). <b>Describe:</b> _____	21.		00

REV 03/02/21 PRO

## 2020 MICHIGAN Schedule 1 Additions and Subtractions

Filer's First Name <b>SANDEEP</b>	M.I.	Last Name <b>REAVURI</b>	Filer's Full Social Security No. (Example: 123-45-6789) <b>852 — 35 — 4556</b>
--------------------------------------	------	-----------------------------	---

### Deduction Based on Year of Birth

Complete 22A through 22H if claiming the Michigan Standard Deduction, the retirement benefits deduction or the senior investment income deduction on lines 23, 24, 25, or 26. Check box(es) 22C and/or 22G **only** if you or your spouse received retirement benefits from employment with a governmental agency not covered by the federal Social Security Act (SSA exempt employment). **See instructions before continuing.**

22.	<b>FILER</b>				<b>SPOUSE</b>			
	<b>A.</b> Year of Birth (19xx)	<b>B.</b> Age as of 12-31-2020	<b>C.</b> Check if filer received benefits from SSA exempt employment	<b>D.</b> Check if retired as of 01-01-2013 and born after 1952	<b>E.</b> Year of Birth (19xx)	<b>F.</b> Age as of 12-31-2020	<b>G.</b> Check if spouse received benefits from SSA exempt employment	<b>H.</b> Check if retired as of 01-01-2013 and born after 1952
	1991	29	<input type="checkbox"/>	<input type="checkbox"/>			<input type="checkbox"/>	<input type="checkbox"/>

23. <b>Tier 2 Michigan Standard Deduction.</b> Complete this line <b>ONLY</b> if the older of you or your spouse (if married) was born during the period January 1, 1946 through December 31, 1952, and reached age 67 before December 31, 2020. <b>Do not complete lines 24, 25 or 26</b> .....	23.		00
24. <b>Tier 3 Michigan Standard Deduction.</b> Complete this line <b>ONLY</b> if the older of you or your spouse (if married) was born during the period January 1, 1953 through January 1, 1954, and reached age 67 on or before December 31, 2020. <b>Do not complete lines 23, 25 or 26.</b> Enter amount from line 6 of Worksheet 2.....	24.		00
25. <b>Retirement benefits.</b> Enter amount from line 16, 27, 28 or 29 of Form 4884, <i>Michigan Pension Schedule</i> . <b>Include Form 4884</b> .....	25.		00
26. Dividend/interest/capital gains deduction for taxpayers <b>75 years and older</b> . Deduction is limited to \$11,983 for single or married filing separately filers and \$23,966 for joint filers, less any deduction for retirement benefits (see instructions).....	26.		00

Check this box if you are the unremarried surviving spouse claiming a dividend, interest or capital gains deduction for someone born before 1946 who was at least age 65 at the time of death.

27. Reserved. Skip to line 28.....	27.	X X X X X X X X X	00
28. Michigan Net Operating Loss .....	28.		00
29. <b>Total Subtractions.</b> Add lines 10 through 28. Enter here and on MI-1040, line 13.....	29.	29816	00

**2020 MICHIGAN Nonresident and Part-Year Resident Schedule**

Issued under authority of Public Act 281 of 1967, as amended.

Type or print in blue or black ink.

Include with Form MI-1040. Read all instructions before completing this form.

**Attachment 02**

1. Filer's First Name <b>SANDEEP</b>	M.I.	Last Name <b>REAVURI</b>	2. Filer's Full Social Security No. (Example: 123-45-6789) <b>852 — 35 — 4556</b>
If a Joint Return, Spouse's First Name	M.I.	Last Name	3. Spouse's Full Social Security No. (Example: 123-45-6789) <b>— —</b>

**4. 2020 RESIDENCY STATUS:**

Check all that apply.

a.  Nonresident

b.  Part-Year Resident of Michigan.

Enter dates of Michigan residency in 2020\*

\*Dates of Michigan residency in 2020 (Enter dates as MM-DD-YYYY, Example: 04-15-2020)

	FILER	SPOUSE
FROM:	04 — 01 — 2020	— — 2020
TO:	12 — 31 — 2020	— — 2020

**Income Allocation**

	A. Total Income	B. Michigan Income	C. Other State(s) Income
5. Wages, salaries, other payments (tips, etc.) .....	99696 00	64248 00	35448 00
6. Interest and dividends .....	00	00	00
7. Business and farm income (include U.S. Schedules C and F).....	00	00	00
8. Gains/losses from MI-1040D or U.S. Schedule D, and/or MI-4797 or U.S Form 4797.....	347 00	0 00	347 00
9. Income reported on U.S. Schedule E (include U.S. Schedule E and supporting statements)....	-5979 00	0 00	-5979 00
10. Pensions, IRA distributions, annuities and Social Security (see Form 4884).....	00	00	00
11. Other (see instructions) .....	00	00	00
12. Total income. Add lines 5 through 11.....	94064 00	64248 00	29816 00
13. Enter the total adjustments from U.S. 1040, Schedule 1 Describe: .....	00	00	00
14. Subtract line 13 from line 12. The amount in column A should equal MI-1040, line 10. Enter amount in column C on Schedule 1, line 13 or, if a negative amount, enter as a positive amount on Schedule 1, line 4.	94064 00	64248 00	29816 00

**Exemption Allowance** (If one spouse is a full-year resident, and the other is not, see instructions.)

15. Enter amount from MI-1040, line 9f.....	15.	4750 00
16. Enter Michigan source income from line 14, column B.....	16.	64248 00
17. Enter total income from line 14, column A.....	17.	94064 00
18. Divide line 16 by line 17 (if line 16 is greater than line 17, enter 100%).....	18.	68.3 %
19. If both spouses are part-year or nonresidents, multiply line 15 by the percentage on line 18 and enter here and on MI-1040, line 15. If one spouse is a full-year resident, complete Worksheet 6 and enter here and on MI-1040, line 15.....	19.	3244 00

**2020 MICHIGAN Withholding Tax Schedule**

Issued under authority of Public Act 281 of 1967, as amended.

Type or print in blue or black ink.

**Attachment 13**

**INSTRUCTIONS:** If you had Michigan income tax withheld in 2020, you must complete a *Withholding Tax Schedule* (Schedule W) to claim the withholding on your *Individual Income Tax Return* (MI-1040, line 29). Report military pay in Table 1 and military retirement benefits and taxable railroad retirement benefits (both Tier 1 and Tier 2) in Table 2 even if no Michigan tax was withheld. Include your completed Schedule W with Form MI-1040. See complete instructions on page 2 of this form. If you need additional space, include another Schedule W.

1. Filer's First Name  SANDEEP	M.I.	Last Name  REAVURI	2. Filer's Full Social Security No. (Example: 123-45-6789)  852 — 35 — 4556
If a Joint Return, Spouse's First Name	M.I.	Last Name	3. Spouse's Full Social Security No. (Example: 123-45-6789)  — —

**TABLE 1: MICHIGAN TAX WITHHELD OR MILITARY PAY REPORTED ON W-2, W-2G or CORRECTED W-2 FORMS**

A		B	C	D		E	
Enter "X" for: Filer or Spouse		Employer's identification number (Example: 38-1234567)	Box c — Employer's name	Box 1 — Wages, tips, other compensation		Box 17 — Michigan income tax withheld	
X		27-3094527	LOGIC PLANET CS	99696	00	2731	00
					00		00
					00		00
					00		00
					00		00
Enter Table 1 Subtotal from additional Schedule W forms (if applicable).....							00
4. <b>SUBTOTAL.</b> Enter total of Table 1, column E. ....						4.	2731 00

**TABLE 2: MICHIGAN TAX WITHHELD OR MILITARY RETIREMENT BENEFITS AND RAILROAD RETIREMENT BENEFITS (BOTH TIER 1 AND TIER 2) REPORTED ON 1099 FORMS**

A		B	C	D	E		
Enter "X" for: Filer or Spouse		Payer's federal identification number (Example: 38-1234567)	Payer's name	Taxable pension distribution, misc. income, etc. (see inst.)	Michigan income tax withheld		
					00	00	
					00	00	
					00	00	
					00	00	
					00	00	
Enter Table 2 Subtotal from additional Schedule W forms (if applicable).....							00
5. <b>SUBTOTAL.</b> Enter total of Table 2, column E. ....						5.	00
6. <b>TOTAL.</b> Add lines 4 and 5. Enter here and carry to MI-1040, line 29.....						6.	2731 00



**SCHEDULE 1  
(Form 1040)**

Department of the Treasury  
Internal Revenue Service

**Additional Income and Adjustments to Income**

▶ **Attach to Form 1040, 1040-SR, or 1040-NR.**  
▶ **Go to [www.irs.gov/Form1040](http://www.irs.gov/Form1040) for instructions and the latest information.**

OMB No. 1545-0074

**2020**  
Attachment  
Sequence No. **01**

Name(s) shown on Form 1040, 1040-SR, or 1040-NR  
SANDEEP REAVURI

Your social security number  
852-35-4556

**Part I Additional Income**

<b>1</b>	Taxable refunds, credits, or offsets of state and local income taxes . . . . .	<b>1</b>	
<b>2a</b>	Alimony received . . . . .	<b>2a</b>	
<b>b</b>	Date of original divorce or separation agreement (see instructions) ▶ _____		
<b>3</b>	Business income or (loss). Attach Schedule C . . . . .	<b>3</b>	
<b>4</b>	Other gains or (losses). Attach Form 4797 . . . . .	<b>4</b>	
<b>5</b>	Rental real estate, royalties, partnerships, S corporations, trusts, etc. Attach Schedule E	<b>5</b>	-5,979.
<b>6</b>	Farm income or (loss). Attach Schedule F . . . . .	<b>6</b>	
<b>7</b>	Unemployment compensation . . . . .	<b>7</b>	
<b>8</b>	Other income. List type and amount ▶ _____	<b>8</b>	
<b>9</b>	Combine lines 1 through 8. Enter here and on Form 1040, 1040-SR, or 1040-NR, line 8 . . . . .	<b>9</b>	-5,979.

**Part II Adjustments to Income**

<b>10</b>	Educator expenses . . . . .	<b>10</b>	
<b>11</b>	Certain business expenses of reservists, performing artists, and fee-basis government officials. Attach Form 2106 . . . . .	<b>11</b>	
<b>12</b>	Health savings account deduction. Attach Form 8889 . . . . .	<b>12</b>	
<b>13</b>	Moving expenses for members of the Armed Forces. Attach Form 3903 . . . . .	<b>13</b>	
<b>14</b>	Deductible part of self-employment tax. Attach Schedule SE . . . . .	<b>14</b>	
<b>15</b>	Self-employed SEP, SIMPLE, and qualified plans . . . . .	<b>15</b>	
<b>16</b>	Self-employed health insurance deduction . . . . .	<b>16</b>	
<b>17</b>	Penalty on early withdrawal of savings . . . . .	<b>17</b>	
<b>18a</b>	Alimony paid . . . . .	<b>18a</b>	
<b>b</b>	Recipient's SSN . . . . . ▶ _____		
<b>c</b>	Date of original divorce or separation agreement (see instructions) ▶ _____		
<b>19</b>	IRA deduction . . . . .	<b>19</b>	
<b>20</b>	Student loan interest deduction . . . . .	<b>20</b>	
<b>21</b>	Tuition and fees deduction. Attach Form 8917 . . . . .	<b>21</b>	
<b>22</b>	Add lines 10 through 21. These are your <b>adjustments to income</b> . Enter here and on Form 1040, 1040-SR, or 1040-NR, line 10a . . . . .	<b>22</b>	

**SCHEDULE D**  
**(Form 1040)**

**Capital Gains and Losses**

OMB No. 1545-0074

**2020**

Attachment  
Sequence No. **12**

Department of the Treasury  
Internal Revenue Service (99)

▶ **Attach to Form 1040, 1040-SR, or 1040-NR.**  
▶ **Go to [www.irs.gov/ScheduleD](http://www.irs.gov/ScheduleD) for instructions and the latest information.**  
▶ **Use Form 8949 to list your transactions for lines 1b, 2, 3, 8b, 9, and 10.**

Name(s) shown on return  
SANDEEP REAVURI

Your social security number  
852-35-4556

Did you dispose of any investment(s) in a qualified opportunity fund during the tax year?  Yes  No  
If "Yes," attach Form 8949 and see its instructions for additional requirements for reporting your gain or loss.

**Part I Short-Term Capital Gains and Losses—Generally Assets Held One Year or Less** (see instructions)

See instructions for how to figure the amounts to enter on the lines below. This form may be easier to complete if you round off cents to whole dollars.	(d) Proceeds (sales price)	(e) Cost (or other basis)	(g) Adjustments to gain or loss from Form(s) 8949, Part I, line 2, column (g)	(h) Gain or (loss) Subtract column (e) from column (d) and combine the result with column (g)
<b>1a</b> Totals for all short-term transactions reported on Form 1099-B for which basis was reported to the IRS and for which you have no adjustments (see instructions). However, if you choose to report all these transactions on Form 8949, leave this line blank and go to line 1b .				
<b>1b</b> Totals for all transactions reported on Form(s) 8949 with <b>Box A</b> checked . . . . .	8,195.	8,035.	187.	347.
<b>2</b> Totals for all transactions reported on Form(s) 8949 with <b>Box B</b> checked . . . . .				
<b>3</b> Totals for all transactions reported on Form(s) 8949 with <b>Box C</b> checked . . . . .				
<b>4</b> Short-term gain from Form 6252 and short-term gain or (loss) from Forms 4684, 6781, and 8824 . . . . .				<b>4</b>
<b>5</b> Net short-term gain or (loss) from partnerships, S corporations, estates, and trusts from Schedule(s) K-1 . . . . .				<b>5</b>
<b>6</b> Short-term capital loss carryover. Enter the amount, if any, from line 8 of your <b>Capital Loss Carryover Worksheet</b> in the instructions . . . . .				<b>6</b> ( )
<b>7 Net short-term capital gain or (loss).</b> Combine lines 1a through 6 in column (h). If you have any long-term capital gains or losses, go to Part II below. Otherwise, go to Part III on the back . . . . .				<b>7</b> 347.

**Part II Long-Term Capital Gains and Losses—Generally Assets Held More Than One Year** (see instructions)

See instructions for how to figure the amounts to enter on the lines below. This form may be easier to complete if you round off cents to whole dollars.	(d) Proceeds (sales price)	(e) Cost (or other basis)	(g) Adjustments to gain or loss from Form(s) 8949, Part II, line 2, column (g)	(h) Gain or (loss) Subtract column (e) from column (d) and combine the result with column (g)
<b>8a</b> Totals for all long-term transactions reported on Form 1099-B for which basis was reported to the IRS and for which you have no adjustments (see instructions). However, if you choose to report all these transactions on Form 8949, leave this line blank and go to line 8b .				
<b>8b</b> Totals for all transactions reported on Form(s) 8949 with <b>Box D</b> checked . . . . .				
<b>9</b> Totals for all transactions reported on Form(s) 8949 with <b>Box E</b> checked . . . . .				
<b>10</b> Totals for all transactions reported on Form(s) 8949 with <b>Box F</b> checked . . . . .				
<b>11</b> Gain from Form 4797, Part I; long-term gain from Forms 2439 and 6252; and long-term gain or (loss) from Forms 4684, 6781, and 8824 . . . . .				<b>11</b>
<b>12</b> Net long-term gain or (loss) from partnerships, S corporations, estates, and trusts from Schedule(s) K-1 . . . . .				<b>12</b>
<b>13</b> Capital gain distributions. See the instructions . . . . .				<b>13</b>
<b>14</b> Long-term capital loss carryover. Enter the amount, if any, from line 13 of your <b>Capital Loss Carryover Worksheet</b> in the instructions . . . . .				<b>14</b> ( )
<b>15 Net long-term capital gain or (loss).</b> Combine lines 8a through 14 in column (h). Then, go to Part III on the back . . . . .				<b>15</b>

**Part III Summary**

<b>16</b>	Combine lines 7 and 15 and enter the result . . . . .	<b>16</b>	347.
	<ul style="list-style-type: none"> <li>• If line 16 is a <b>gain</b>, enter the amount from line 16 on Form 1040, 1040-SR, or 1040-NR, line 7. Then, go to line 17 below.</li> <li>• If line 16 is a <b>loss</b>, skip lines 17 through 20 below. Then, go to line 21. Also be sure to complete line 22.</li> <li>• If line 16 is <b>zero</b>, skip lines 17 through 21 below and enter -0- on Form 1040, 1040-SR, or 1040-NR, line 7. Then, go to line 22.</li> </ul>		
<b>17</b>	Are lines 15 and 16 <b>both</b> gains? <input type="checkbox"/> <b>Yes.</b> Go to line 18. <input checked="" type="checkbox"/> <b>No.</b> Skip lines 18 through 21, and go to line 22.		
<b>18</b>	If you are required to complete the <b>28% Rate Gain Worksheet</b> (see instructions), enter the amount, if any, from line 7 of that worksheet . . . . . ▶	<b>18</b>	
<b>19</b>	If you are required to complete the <b>Unrecaptured Section 1250 Gain Worksheet</b> (see instructions), enter the amount, if any, from line 18 of that worksheet . . . . . ▶	<b>19</b>	
<b>20</b>	Are lines 18 and 19 both zero or blank and are you not filing Form 4952? <input type="checkbox"/> <b>Yes.</b> Complete the <b>Qualified Dividends and Capital Gain Tax Worksheet</b> in the instructions for Forms 1040 and 1040-SR, line 16. <b>Don't</b> complete lines 21 and 22 below.  <input type="checkbox"/> <b>No.</b> Complete the <b>Schedule D Tax Worksheet</b> in the instructions. <b>Don't</b> complete lines 21 and 22 below.		
<b>21</b>	If line 16 is a loss, enter here and on Form 1040, 1040-SR, or 1040-NR, line 7, the <b>smaller</b> of: <ul style="list-style-type: none"> <li>• The loss on line 16; or</li> <li>• (\$3,000), or if married filing separately, (\$1,500) } . . . . .</li> </ul>	<b>21</b>	( )
	<b>Note:</b> When figuring which amount is smaller, treat both amounts as positive numbers.		
<b>22</b>	Do you have qualified dividends on Form 1040, 1040-SR, or 1040-NR, line 3a?  <input type="checkbox"/> <b>Yes.</b> Complete the <b>Qualified Dividends and Capital Gain Tax Worksheet</b> in the instructions for Forms 1040 and 1040-SR, line 16.  <input checked="" type="checkbox"/> <b>No.</b> Complete the rest of Form 1040, 1040-SR, or 1040-NR.		

**Sales and Other Dispositions of Capital Assets**

Department of the Treasury  
Internal Revenue Service

► Go to [www.irs.gov/Form8949](http://www.irs.gov/Form8949) for instructions and the latest information.  
► File with your Schedule D to list your transactions for lines 1b, 2, 3, 8b, 9, and 10 of Schedule D.

Name(s) shown on return

Social security number or taxpayer identification number

SANDEEP REAVURI

852-35-4556

Before you check Box A, B, or C below, see whether you received any Form(s) 1099-B or substitute statement(s) from your broker. A substitute statement will have the same information as Form 1099-B. Either will show whether your basis (usually your cost) was reported to the IRS by your broker and may even tell you which box to check.

**Part I Short-Term.** Transactions involving capital assets you held 1 year or less are generally short-term (see instructions). For long-term transactions, see page 2.

**Note:** You may aggregate all short-term transactions reported on Form(s) 1099-B showing basis was reported to the IRS and for which no adjustments or codes are required. Enter the totals directly on Schedule D, line 1a; you aren't required to report these transactions on Form 8949 (see instructions).

**You must check Box A, B, or C below. Check only one box.** If more than one box applies for your short-term transactions, complete a separate Form 8949, page 1, for each applicable box. If you have more short-term transactions than will fit on this page for one or more of the boxes, complete as many forms with the same box checked as you need.

- (A)** Short-term transactions reported on Form(s) 1099-B showing basis was reported to the IRS (see **Note** above)
- (B)** Short-term transactions reported on Form(s) 1099-B showing basis **wasn't** reported to the IRS
- (C)** Short-term transactions not reported to you on Form 1099-B

1	(a) Description of property (Example: 100 sh. XYZ Co.)	(b) Date acquired (Mo., day, yr.)	(c) Date sold or disposed of (Mo., day, yr.)	(d) Proceeds (sales price) (see instructions)	(e) Cost or other basis. See the <b>Note</b> below and see <i>Column (e)</i> in the separate instructions	Adjustment, if any, to gain or loss. If you enter an amount in column (g), enter a code in column (f). <b>See the separate instructions.</b>		(h) <b>Gain or (loss).</b> Subtract column (e) from column (d) and combine the result with column (g)
						(f) Code(s) from instructions	(g) Amount of adjustment	
	ROBINHOOD SECURITIES LLC	Various	08/11/20	8,195.	8,035.	W	187.	347.
<b>2 Totals.</b> Add the amounts in columns (d), (e), (g), and (h) (subtract negative amounts). Enter each total here and include on your Schedule D, <b>line 1b</b> (if <b>Box A</b> above is checked), <b>line 2</b> (if <b>Box B</b> above is checked), or <b>line 3</b> (if <b>Box C</b> above is checked) ►				8,195.	8,035.		187.	347.

**Note:** If you checked Box A above but the basis reported to the IRS was incorrect, enter in column (e) the basis as reported to the IRS, and enter an adjustment in column (g) to correct the basis. See *Column (g)* in the separate instructions for how to figure the amount of the adjustment.

**SCHEDULE E**  
**(Form 1040)**

**Supplemental Income and Loss**

OMB No. 1545-0074

(From rental real estate, royalties, partnerships, S corporations, estates, trusts, REMICs, etc.)

**2020**

Department of the Treasury  
Internal Revenue Service (99)

▶ Attach to Form 1040, 1040-SR, 1040-NR, or 1041.

Attachment  
Sequence No. **13**

▶ Go to [www.irs.gov/ScheduleE](http://www.irs.gov/ScheduleE) for instructions and the latest information.

Name(s) shown on return

Your social security number

SANDEEP REAVURI

852-35-4556

**Part I** **Income or Loss From Rental Real Estate and Royalties** Note: If you are in the business of renting personal property, use **Schedule C**. See instructions. If you are an individual, report farm rental income or loss from **Form 4835** on page 2, line 40.

**A** Did you make any payments in 2020 that would require you to file Form(s) 1099? See instructions . . . . .  Yes  No

**B** If "Yes," did you or will you file required Form(s) 1099? . . . . .  Yes  No

<b>1a</b>	Physical address of each property (street, city, state, ZIP code)				
<b>A</b>	MIYAPUR HYDERABAD TELANGANA IN 500049				
<b>B</b>					
<b>C</b>					
<b>1b</b>	Type of Property (from list below)	<b>2</b> For each rental real estate property listed above, report the number of fair rental and personal use days. Check the <b>QJV</b> box only if you meet the requirements to file as a qualified joint venture. See instructions.	<b>Fair Rental Days</b>	<b>Personal Use Days</b>	<b>QJV</b>
<b>A</b>	1		<b>A</b> 365	0	<input type="checkbox"/>
<b>B</b>			<b>B</b>		<input type="checkbox"/>
<b>C</b>			<b>C</b>		<input type="checkbox"/>


**Type of Property:**

- 1 Single Family Residence      3 Vacation/Short-Term Rental      5 Land      7 Self-Rental
- 2 Multi-Family Residence      4 Commercial      6 Royalties      8 Other (describe)

<b>Income:</b>		<b>Properties:</b>		<b>A</b>	<b>B</b>	<b>C</b>
<b>3</b>	Rents received . . . . .	<b>3</b>		450.		
<b>4</b>	Royalties received . . . . .	<b>4</b>				
<b>Expenses:</b>						
<b>5</b>	Advertising . . . . .	<b>5</b>				
<b>6</b>	Auto and travel (see instructions) . . . . .	<b>6</b>		150.		
<b>7</b>	Cleaning and maintenance . . . . .	<b>7</b>		1,525.		
<b>8</b>	Commissions. . . . .	<b>8</b>		350.		
<b>9</b>	Insurance . . . . .	<b>9</b>				
<b>10</b>	Legal and other professional fees . . . . .	<b>10</b>				
<b>11</b>	Management fees . . . . .	<b>11</b>				
<b>12</b>	Mortgage interest paid to banks, etc. (see instructions)	<b>12</b>				
<b>13</b>	Other interest. . . . .	<b>13</b>				
<b>14</b>	Repairs. . . . .	<b>14</b>		1,670.		
<b>15</b>	Supplies . . . . .	<b>15</b>		1,454.		
<b>16</b>	Taxes . . . . .	<b>16</b>				
<b>17</b>	Utilities. . . . .	<b>17</b>		1,280.		
<b>18</b>	Depreciation expense or depletion . . . . .	<b>18</b>				
<b>19</b>	Other (list) ▶ . . . . .	<b>19</b>				
<b>20</b>	Total expenses. Add lines 5 through 19 . . . . .	<b>20</b>		6,429.		
<b>21</b>	Subtract line 20 from line 3 (rents) and/or 4 (royalties). If result is a (loss), see instructions to find out if you must file <b>Form 6198</b> . . . . .	<b>21</b>		-5,979.		
<b>22</b>	Deductible rental real estate loss after limitation, if any, on <b>Form 8582</b> (see instructions) . . . . .	<b>22</b>	(	-5,979.)	(	)
<b>23a</b>	Total of all amounts reported on line 3 for all rental properties . . . . .	<b>23a</b>		450.		
<b>b</b>	Total of all amounts reported on line 4 for all royalty properties . . . . .	<b>23b</b>				
<b>c</b>	Total of all amounts reported on line 12 for all properties . . . . .	<b>23c</b>				
<b>d</b>	Total of all amounts reported on line 18 for all properties . . . . .	<b>23d</b>				
<b>e</b>	Total of all amounts reported on line 20 for all properties . . . . .	<b>23e</b>		6,429.		
<b>24</b>	<b>Income.</b> Add positive amounts shown on line 21. <b>Do not</b> include any losses . . . . .	<b>24</b>				
<b>25</b>	<b>Losses.</b> Add royalty losses from line 21 and rental real estate losses from line 22. Enter total losses here . . . . .	<b>25</b>	(	5,979.)		
<b>26</b>	<b>Total rental real estate and royalty income or (loss).</b> Combine lines 24 and 25. Enter the result here. If Parts II, III, IV, and line 40 on page 2 do not apply to you, also enter this amount on Schedule 1 (Form 1040), line 5. Otherwise, include this amount in the total on line 41 on page 2 . . . . .	<b>26</b>				-5,979.

For Paperwork Reduction Act Notice, see the separate instructions.

Schedule E (Form 1040) 2020



040MP01200

For Privacy Act Notification, See Instructions

Your Social Security Number (required)  
852354556

Last Name, First Name, Initial (Joint Filers enter first name and middle initial of each. Enter spouse's/CU partner's last name ONLY if different.)  
REAVURI SANDEEP

Spouse's/CU Partner's SSN (if filing jointly)

County/Municipality Code (See Table page 50)  
0205

Home Address (Number and Street, including apartment number)  
117 LAKE VILLAGE BLVD APT 103

City, Town, Post Office State ZIP Code  
DEARBORN MI 48120

Driver's License Number (Voluntary) (See instructions)

- Federal extension filed.
- The address above is a foreign address.
- Your address has changed.
- Death certificate is enclosed.
- Do not want a paper form next year.
- I authorize the Division of Taxation to discuss my return and enclosures with my preparer.
- NJ-1040-O is enclosed.


**Gubernatorial Elections Fund** Note: This does not reduce your refund or increase your balance due.

Do you want to designate \$1 to the Gubernatorial Elections Fund?	You	Yes	No
If joint return, does your spouse want to designate \$1?	Spouse/CU Partner	Yes	No

**Direct Deposit Information**

dd1. Direct deposit indicator (1 for direct deposit, 4 for no direct deposit)	dd1.	1
dd2. Account type (C for checking, S for savings)	dd2.	C
dd3. Fill in the checkbox if the direct deposit is going to an account outside the United States	dd3.	
dd4. Routing number	dd4.	322271724
dd5. Account number	dd5.	42014958617





040MP02200

Name(s) as shown on Form NJ-1040  
REAVURI SANDEEP

Your Social Security Number  
852354556

1555

Part-year residents, provide months/days you were a New Jersey resident during 2020:  
From: 010120 To: 033120

Fiscal year filers only:  
Enter month of your year end 2 0 2 1

**Filing Status**  
Fill in only one.

- 1.  Single
- 2.  Married/CU Couple, filing joint return
- 3.  Married/CU Partner, filing separate return
- 4.  Head of Household Enter spouse's/CU partner's SSN
- 5.  Qualifying Widow(er)/Surviving CU Partner  
Indicate the year of your spouse's/CU partner's death: 2018 2019


**Exemptions**

Fill in the ovals that apply. You must enter a total in the boxes to the right and complete the calculation.

- |  |                                     |      |                   |                  |   |             |               |
|--|-------------------------------------|------|-------------------|------------------|---|-------------|---------------|
| 6. Regular   | <input checked="" type="checkbox"/> | Self | Spouse/CU Partner | Domestic Partner | 1 | x \$1,000 = | <u>1000</u>   |
| 7. Senior 65+ (Born in 1955 or earlier)                                | <input type="checkbox"/>            | Self | Spouse/CU Partner |                  |   | x \$1,000 = | _____         |
| 8. Blind/Disabled  | <input type="checkbox"/>            | Self | Spouse/CU Partner |                  |   | x \$1,000 = | _____         |
| 9. Veteran   | <input type="checkbox"/>            | Self | Spouse/CU Partner |                  |   | x \$6,000 = | _____         |
| 10. Qualified Dependent Children                                       | <input type="checkbox"/>            |      |                   |                  |   | x \$1,500 = | _____         |
| 11. Other Dependents   | <input type="checkbox"/>            |      |                   |                  |   | x \$1,500 = | _____         |
| 12. Dependents Attending Colleges (See instructions)                   | <input type="checkbox"/>            |      |                   |                  |   | x \$1,000 = | _____         |
| 13. Total Exemption Amount (Add totals from the lines at 6 through 12) |                                     |      |                   |                  |   | 13.         | <u>1000</u> . |

14. Dependent Information. Provide the following information for each dependent.

	Last Name, First Name, Middle Initial	Social Security Number	Birth Year	No Health Insurance
a.	_____			
b.	_____			
c.	_____			
d.	_____			



040MP03200

Name(s) as shown on Form NJ-1040  
REAVURI SANDEEP

Your Social Security Number  
852354556

1555

15. Wages, salaries, tips, and other employee compensation (State wages from Box 16 of enclosed W-2(s)) (See instructions)	15.	35448	.
16a. Taxable interest income (Enclose federal Schedule B if over \$1,500) (See instructions)	16a.	.	.
16b. Tax-exempt interest income (Enclose Schedule) (See instructions) Do not include on line 16a	16b.	.	.
17. Dividends	17.	.	.
18. Net profits from business (Schedule NJ-BUS-1, Part I, line 4) (Enclose federal Schedule C)	18.	.	.
19. Net gains or income from disposition of property (Schedule NJ-DOP, line 4)	19.	347	.
20a. Pensions, Annuities, and IRA Withdrawals (See instructions)	20a.	.	.
20b. Excludable Pensions, Annuities, and IRA Withdrawals	20b.	.	.
21. Distributive Share of Partnership Income (Schedule NJ-BUS-1, Part II, line 4) (Enclose Schedule NJK-1 or federal Schedule K-1)	21.	.	.
22. Net pro rata share of S Corporation Income (Schedule NJ-BUS-1, Part III, line 4) (Enclose Schedule NJ-K-1 or federal Schedule K-1)	22.	.	.
23. Net gains or income from rents, royalties, patents, and copyrights (Schedule NJ-BUS-1, Part IV, line 4)	23.	.	.
24. Net Gambling Winnings (See instructions)	24.	.	.
25. Alimony and Separate Maintenance Payments received	25.	.	.
26. Other (Enclose documents) (See instructions)	26.	.	.
27. Total Income (Add lines 15, 16a, 17 through 20a, and 21 through 26)	27.	35795	.
28a. Retirement/Pension Exclusion (See instructions)	28a.	.	.
28b. Other Retirement Income Exclusion (See Worksheet D and instructions page 19)	28b.	.	.
28c. Total Exclusion Amount (Add lines 28a and 28b)	28c.	.	.
29. New Jersey Gross Income (Subtract line 28c from line 27) (See instructions)	29.	35795	.
30. Exemption Amount (Enter amount from line 13. Part-year residents see instr.)	30.	250	.
31. Medical Expenses (See Worksheet F and instructions)	31.	.	.
32. Alimony and Separate Maintenance Payments (See instructions)	32.	.	.
33. Qualified Conservation Contribution	33.	.	.
34. Health Enterprise Zone Deduction	34.	.	.
35. Alternative Business Calculation Adjustment (Schedule NJ-BUS-2, line 11)	35.	0	.
36. Organ/Bone Marrow Donation Deduction (See instructions)	36.	.	.
37. Total Exemptions and Deductions (Add lines 30 through 36)	37.	250	.
38. Taxable Income (Subtract line 37 from line 29)	38.	35545	.
39a. Total Property Taxes (18% of Rent) Paid (See instructions page 23)	39a.	540	.
39b. Block	.	.	.
39b. Lot	.	.	.
39b. Qualifier			Fill in if you completed Worksheet G
39c. County/Municipality Code			
39d. Indicate your residency status during 2020 (fill in only one)	Homeowner	Tenant	Both
40. Property Tax Deduction (From Worksheet H) (See instructions)	40.	540	.
41. New Jersey Taxable Income (Subtract line 40 from line 38)	41.	35005	.
42. Tax on Amount on line 41 (Tax Table page 52)	42.	543	.
43. Credit For Income Taxes Paid to Other Jurisdictions (Enclose Schedule NJ-COJ) (See instructions)	43.	.	.
Enter Code			
44. Balance of Tax (Subtract line 43 from line 42)	44.	543	.
45. Child and Dependent Care Credit (See instructions)	45.	.	.
Fill in if you are a CU couple claiming the Child and Dependent Care Credit			
46. Sheltered Workshop Tax Credit	46.	.	.
47. Gold Star Family Counseling Credit (See instructions)	47.	.	.
48. Credit for Employer of Organ/Bone Marrow Donor (See instructions)	48.	.	.
49. Total credits (Add lines 45 through 48)	49.	.	.
50. Balance of Tax After Credits (Subtract line 49 from line 44) If zero or less, make no entry	50.	543	.
51. Use Tax Due on Internet, Mail-Order, or Other Out-of-State Purchases (See instructions) If no Use Tax, enter 0	51.	0	.
52. Interest on Underpayment of Estimated Tax	52.	.	.
Fill in if Form NJ-2210 is enclosed			





Name(s) as shown on Form NJ-1040  
**REAVURI SANDEEP**

Your Social Security Number  
**852354556**

**1555**

53. Shared Responsibility Payment (See instructions) <b>REQUIRED</b> Enclose Schedule HCC and fill in	53.	174 .
54. Total Tax Due (Add lines 50 through 53)	54.	717 .
55. Total New Jersey Income Tax Withheld (Enclose Forms W-2 and 1099)	55.	1708 .
56. Property Tax Credit (See instructions page 23)	56.	.
57. New Jersey Estimated Tax Payments/Credit from 2019 tax return	57.	.
58. New Jersey Earned Income Tax Credit (See instructions) Fill in if you had the IRS calculate your federal earned income credit Fill in if you are a CU couple claiming the NJ Earned Income Tax Credit	58.	.
59. Excess New Jersey UI/WF/SWF Withheld (Enclose Form NJ-2450) (See instructions)	59.	.
60. Excess New Jersey Disability Insurance Withheld (Enclose Form NJ-2450) (See instructions)	60.	.
61. Excess New Jersey Family Leave Insurance Withheld (Enclose Form NJ-2450) (See instructions)	61.	.
62. Wounded Warrior Caregivers Credit (See instructions)	62.	.
63. Pass-Through Business Alternative Income Tax Credit (See instructions)	63.	.
64. Total Withholdings, Credits, and Payments (Add lines 55 through 63)	64.	1708 .
65. If line 64 is less than line 54, you have tax due. Subtract line 64 from line 54 and enter the amount you owe If you owe tax, you can still make a donation on lines 68 through 75.	65.	.
66. If the total on line 64 is more than line 54, you have an overpayment. Subtract line 54 from line 64 and enter the overpayment	66.	991 .
67. Amount from line 66 you want to credit to your 2021 tax	67.	.
68. Contribution to N.J. Endangered Wildlife Fund \$10 \$20 Other	68.	.
69. Contribution to N.J. Children's Trust Fund to Prevent Child Abuse \$10 \$20 Other	69.	.
70. Contribution to N.J. Vietnam Veterans' Memorial Fund \$10 \$20 Other	70.	.
71. Contribution to N.J. Breast Cancer Research Fund \$10 \$20 Other	71.	.
72. Contribution to U.S.S. New Jersey Educational Museum Fund \$10 \$20 Other	72.	.
73. Other Designated Contribution (See instructions) \$10 \$20 Other Enter Code	73.	.
74. Other Designated Contribution (See instructions) \$10 \$20 Other Enter Code	74.	.
75. Other Designated Contribution (See instructions) \$10 \$20 Other Enter Code	75.	.
76. Total Adjustments to Tax Due/Overpayment amount (Add lines 67 through 75)	76.	.
77. Balance due (If line 65 is more than zero, add line 65 and line 76)	77.	.
78. Refund amount (If line 66 is more than zero, subtract line 76 from line 66)	78.	991 .

Under penalties of perjury, I declare that I have examined this Income Tax return, including accompanying schedules and statements, and to the best of my knowledge and belief, it is true, correct, and complete. If prepared by a person other than the taxpayer, this declaration is based on all information of which the preparer has any knowledge.

\_\_\_\_\_  
Your Signature Date Spouse's/CU Partner's Signature (required if filing jointly) Date

\_\_\_\_\_  
Paid Preparer's Signature Federal Identification Number

**RVSSMANIKUMARAPPANA** **P02090332**  
Firm's Name Firm's Federal Employer Identification Number

**GLOBAL TAXES LLC** **30-1017196**

**Tax Due Address**  
Enclose payment along with the NJ-1040-V payment voucher and tax return. Use the labels provided with the envelope and mail to:  
State of New Jersey  
Division of Taxation  
Revenue Processing Center - Payment  
PO Box 111  
Trenton, NJ 08645-0111  
Include Social Security number and make check or money order payable to:  
State of New Jersey - TGI  
You can also make a payment on our website:  
[www.njtaxation.org](http://www.njtaxation.org)

**Refund or No Tax Due Address**  
Use the labels provided with the envelope and mail to:  
New Jersey Division of Taxation  
Revenue Processing Center - Refunds  
PO Box 555  
Trenton, NJ 08647-0555



Name(s) as shown on Form NJ-1040 REAVURI , SANDEEP	Social Security Number 852-35-4556
---	---------------------------------------

**Schedule NJ-BUS-1**  
(Form NJ-1040)

New Jersey Gross Income Tax  
Business Income Summary Schedule

**2020**

<b>Part I</b> Net Profits From Business		List the net profit (loss) from business(es). See Instructions.	
	Business Name	Social Security Number/ Federal EIN	Profit or (Loss)
1.			
2.			
3.			
4.	Net Profit or (Loss). (Add lines 1, 2, and 3.) (Enter here and on line 18, NJ-1040. If loss, make no entry on line 18.)		4.

<b>Part II</b> Distributive Share of Partnership Income		List the distributive share of income (loss) from partnership(s). See instructions.	
	Partnership Name	Federal EIN	Share of Partnership Income or (Loss)
1.			
2.			
3.			
4.	Distributive Share of Partnership Income or (Loss). (Add lines 1, 2, and 3.) (Enter here and on line 21, NJ-1040. If loss, make no entry on line 21.)		4.

<b>Part III</b> Net Pro Rata Share of S Corporation Income		List the pro rata share of income (usable loss) from S corporation(s). See instructions.	
	S Corporation Name	Federal EIN	Pro Rata Share of S Corporation Income or (Usable Loss)
1.			
2.			
3.			
4.	Net Pro Rata Share of S Corporation Income or (Usable Loss). (Add lines 1, 2, and 3.) (Enter here and on line 22, NJ-1040. If loss, make no entry on line 22.)		4.

<b>Part IV</b> Net Gains or Income From Rents, Royalties, Patents, and Copyrights		List the net gains or net income, less net loss, derived from or in the form of rents, royalties, patents, and copyrights. See instructions. Type of Property: 1 – Rental real estate 2 – Royalties 3 – Patents 4 – Copyrights		
	Source of Income or Loss. If rental real estate, enter physical address of property.	Social Security Number/ Federal EIN	Type – Enter number from list above	Income or (Loss)
1.	MIYAPUR	852354556	1	-1,487.
2.				
3.				
4.	Net Income or (Loss). (Add lines 1, 2, and 3.) (Enter here and on line 23, NJ-1040. If loss, make no entry on line 23.)			4. -1,487.

**Keep a copy of this schedule for your records**

**Schedule NJ-BUS-2**  
(Form NJ-1040)New Jersey Gross Income Tax  
Alternative Business Calculation Adjustment**2020**

PART I Income (Loss)		Column A			Column B		
		Reportable Regular Business Income			Alternative Business Income (Loss)		
1.	Net Profits From Business	1a.	0.		1b.	0.	
2.	Distributive Share of Partnership Income	2a.	0.		2b.	0.	
3.	Net Pro Rata Share of S Corporation Income	3a.	0.		3b.	0.	
4.	Net Gain or Income From Rents, Royalties, Patents, and Copyrights	4a.	0.		4b.	-1,487.	
5.	Loss Carryforward From Tax Year 2019				5b.	( )	
6.	Totals	6a.	0.		6b.	-1,487.	
<b>PART II Adjustment Calculation</b>							
7.	Total Regular Business Income	7.	0.				
8.	Total Alternative Business Income/(Loss). (If loss, enter zero)	8.	0.				
9.	Business Increment (Line 7 minus line 8)	9.	0.				
10.	Adjustment Percentage	10.	0.50				
11.	Alternative Business Calculation Adjustment (Line 9 x 0.50)	11.	0.				
<b>PART III Loss Carryforward to Tax Year 2021</b>							
12.	Loss Carryforward to Tax Year 2021				12.	( 1,487.	)

**Instructions**

- Line 1a. Enter the amount from line 18, Form NJ-1040.
- Line 1b. Enter the amount from Part I, line 4, Schedule NJ-BUS-1 (Form NJ-1040).
- Line 2a. Enter the amount from line 21, Form NJ-1040.
- Line 2b. Enter the amount from Part II, line 4, Schedule NJ-BUS-1 (Form NJ-1040).
- Line 3a. Enter the amount from line 22, Form NJ-1040.
- Line 3b. Enter the amount from Part III, line 4, Schedule NJ-BUS-1 (Form NJ-1040).
- Line 4a. Enter the amount from line 23, Form NJ-1040.
- Line 4b. Enter the amount from Part IV, line 4, Schedule NJ-BUS-1 (Form NJ-1040).
- Line 5b. Enter the amount from line 12 of your 2019 Schedule NJ-BUS-2 (Form NJ-1040).
- Line 6a. Enter the total of lines 1a through 4a.
- Line 6b. Enter the total of lines 1b through 5b, netting gains with losses.
- Line 7. Enter the amount from line 6a of this schedule.
- Line 8. Enter the amount from line 6b of this schedule. If loss, enter zero here.
- Line 9. Subtract line 8 from line 7. If the result is zero, enter zero on line 11 and continue with line 12.
- Line 10. The adjustment percentage for Tax Year 2020 is 50% (0.50).
- Line 11. Multiply the amount on line 9 by 50% (0.50). Enter here and on line 35 of Form NJ-1040.
- Line 12. If the amount on line 6b is a loss, enter the amount of the loss on this line. Otherwise, enter zero.

If your income on line 29 is at or below the filing threshold,  
do not complete this schedule.

Name as Shown on Return REAVURI , SANDEEP	Social Security No. 852-35-4556
--	------------------------------------

**Part I**

Did you and, if applicable, all members of your tax household, have minimum essential health coverage for every month in 2020 (See instructions for line 53, NJ-1040.) Part-year residents include only months as a New Jersey resident.

- Yes. You do not owe a shared responsibility payment. Fill in the oval at line 53, NJ-1040, and enclose this schedule with your return.
- No. Continue to Part II.

**Part II**

Enter the name and Social Security number for each member of your tax household. Check the box for every month each person had minimum essential health coverage or qualified for an exemption (part-year residents include only months as a New Jersey resident). If an individual qualified for an exemption, enter the exemption number. (See instructions for line 53, NJ-1040.) If an individual has more than one exemption number, check the box. If you need more space, enclose a statement listing any additional individuals.

**QuickZoom** to Shared Responsibility Payment Calculation Worksheet . . . . . ➔ \_\_\_\_\_

Name	SSN	Jan	Feb	Mar	Apr	May	Jun	Jul	Aug	Sep	Oct	Nov	Dec
SANDEEP REAVURI	852-35-4556	<input type="checkbox"/>	<input type="checkbox"/>	<input type="checkbox"/>	<input type="checkbox"/>	<input type="checkbox"/>	<input type="checkbox"/>	<input type="checkbox"/>	<input type="checkbox"/>	<input type="checkbox"/>	<input type="checkbox"/>	<input type="checkbox"/>	<input type="checkbox"/>
Exemption Code . .	_____	Check box if this individual has more than one exemption number .											
		Check box if this individual is under 18 . . . . .											
		<input type="checkbox"/>	<input type="checkbox"/>	<input type="checkbox"/>	<input type="checkbox"/>	<input type="checkbox"/>	<input type="checkbox"/>	<input type="checkbox"/>	<input type="checkbox"/>	<input type="checkbox"/>	<input type="checkbox"/>	<input type="checkbox"/>	<input type="checkbox"/>
Exemption Code . .	_____	Check box if this individual has more than one exemption number .											
		Check box if this individual is under 18 . . . . .											
		<input type="checkbox"/>	<input type="checkbox"/>	<input type="checkbox"/>	<input type="checkbox"/>	<input type="checkbox"/>	<input type="checkbox"/>	<input type="checkbox"/>	<input type="checkbox"/>	<input type="checkbox"/>	<input type="checkbox"/>	<input type="checkbox"/>	<input type="checkbox"/>
Exemption Code . .	_____	Check box if this individual has more than one exemption number .											
		Check box if this individual is under 18 . . . . .											
		<input type="checkbox"/>	<input type="checkbox"/>	<input type="checkbox"/>	<input type="checkbox"/>	<input type="checkbox"/>	<input type="checkbox"/>	<input type="checkbox"/>	<input type="checkbox"/>	<input type="checkbox"/>	<input type="checkbox"/>	<input type="checkbox"/>	<input type="checkbox"/>
Exemption Code . .	_____	Check box if this individual has more than one exemption number .											
		Check box if this individual is under 18 . . . . .											
		<input type="checkbox"/>	<input type="checkbox"/>	<input type="checkbox"/>	<input type="checkbox"/>	<input type="checkbox"/>	<input type="checkbox"/>	<input type="checkbox"/>	<input type="checkbox"/>	<input type="checkbox"/>	<input type="checkbox"/>	<input type="checkbox"/>	<input type="checkbox"/>
Exemption Code . .	_____	Check box if this individual has more than one exemption number .											
		Check box if this individual is under 18 . . . . .											
		<input type="checkbox"/>	<input type="checkbox"/>	<input type="checkbox"/>	<input type="checkbox"/>	<input type="checkbox"/>	<input type="checkbox"/>	<input type="checkbox"/>	<input type="checkbox"/>	<input type="checkbox"/>	<input type="checkbox"/>	<input type="checkbox"/>	<input type="checkbox"/>
Exemption Code . .	_____	Check box if this individual has more than one exemption number .											
		Check box if this individual is under 18 . . . . .											
		<input type="checkbox"/>	<input type="checkbox"/>	<input type="checkbox"/>	<input type="checkbox"/>	<input type="checkbox"/>	<input type="checkbox"/>	<input type="checkbox"/>	<input type="checkbox"/>	<input type="checkbox"/>	<input type="checkbox"/>	<input type="checkbox"/>	<input type="checkbox"/>
Exemption Code . .	_____	Check box if this individual has more than one exemption number .											
		Check box if this individual is under 18 . . . . .											
		<input type="checkbox"/>	<input type="checkbox"/>	<input type="checkbox"/>	<input type="checkbox"/>	<input type="checkbox"/>	<input type="checkbox"/>	<input type="checkbox"/>	<input type="checkbox"/>	<input type="checkbox"/>	<input type="checkbox"/>	<input type="checkbox"/>	<input type="checkbox"/>