

IRS e-file Signature Authorization

▶ **ERO must obtain and retain completed Form 8879.**
▶ **Go to www.irs.gov/Form8879 for the latest information.**

Submission Identification Number (SID) ▶

Taxpayer's name ABHINAY PILLI	Social security number 769-75-7485
Spouse's name	Spouse's social security number

Part I Tax Return Information – Tax Year Ending December 31, (Enter year you are authorizing.)

Enter whole dollars only on lines 1 through 5.

Note: Form 1040-SS filers use line 4 only. Leave lines 1, 2, 3, and 5 blank.

1 Adjusted gross income	1	84,175.
2 Total tax	2	11,581.
3 Federal income tax withheld from Form(s) W-2 and Form(s) 1099	3	15,503.
4 Amount you want refunded to you	4	4,804.
5 Amount you owe	5	

Part II Taxpayer Declaration and Signature Authorization (Be sure you get and keep a copy of your return)

Under penalties of perjury, I declare that I have examined a copy of the income tax return (original or amended) I am now authorizing, and to the best of my knowledge and belief, it is true, correct, and complete. I further declare that the amounts in Part I above are the amounts from the income tax return (original or amended) I am now authorizing. I consent to allow my intermediate service provider, transmitter, or electronic return originator (ERO) to send my return to the IRS and to receive from the IRS (a) an acknowledgement of receipt or reason for rejection of the transmission, (b) the reason for any delay in processing the return or refund, and (c) the date of any refund. If applicable, I authorize the U.S. Treasury and its designated Financial Agent to initiate an ACH electronic funds withdrawal (direct debit) entry to the financial institution account indicated in the tax preparation software for payment of my federal taxes owed on this return and/or a payment of estimated tax, and the financial institution to debit the entry to this account. This authorization is to remain in full force and effect until I notify the U.S. Treasury Financial Agent to terminate the authorization. To revoke (cancel) a payment, I must contact the U.S. Treasury Financial Agent at **1-888-353-4537**. Payment cancellation requests must be received no later than 2 business days prior to the payment (settlement) date. I also authorize the financial institutions involved in the processing of the electronic payment of taxes to receive confidential information necessary to answer inquiries and resolve issues related to the payment. I further acknowledge that the personal identification number (PIN) below is my signature for the income tax return (original or amended) I am now authorizing and, if applicable, my Electronic Funds Withdrawal Consent.

Taxpayer's PIN: check one box only

I authorize GLOBAL TAXES LLC to enter or generate my PIN

5	7	4	8	5
---	---	---	---	---

 as my signature on the income tax return (original or amended) I am now authorizing.

Enter five digits, but don't enter all zeros

I will enter my PIN as my signature on the income tax return (original or amended) I am now authorizing. Check this box **only** if you are entering your own PIN **and** your return is filed using the Practitioner PIN method. The ERO must complete Part III below.

Your signature ▶ _____ Date ▶ _____

Spouse's PIN: check one box only

I authorize _____ to enter or generate my PIN

--	--	--	--	--

 as my signature on the income tax return (original or amended) I am now authorizing.

Enter five digits, but don't enter all zeros

I will enter my PIN as my signature on the income tax return (original or amended) I am now authorizing. Check this box **only** if you are entering your own PIN **and** your return is filed using the Practitioner PIN method. The ERO must complete Part III below.

Spouse's signature ▶ _____ Date ▶ _____

Practitioner PIN Method Returns Only—continue below

Part III Certification and Authentication – Practitioner PIN Method Only

ERO's EFIN/PIN. Enter your six-digit EFIN followed by your five-digit self-selected PIN.

5	8	7	2	7	8	6	1	9	8	9
---	---	---	---	---	---	---	---	---	---	---

Don't enter all zeros

I certify that the above numeric entry is my PIN, which is my signature for the electronic individual income tax return (original or amended) I am now authorized to file for tax year indicated above for the taxpayer(s) indicated above. I confirm that I am submitting this return in accordance with the requirements of the Practitioner PIN method and **Pub. 1345**, Handbook for Authorized IRS e-file Providers of Individual Income Tax Returns.

ERO's signature ▶ _____ Date ▶ _____

ERO Must Retain This Form – See Instructions
Don't Submit This Form to the IRS Unless Requested To Do So

Filing Status [X] Single [] Married filing jointly [] Married filing separately (MFS) [] Head of household (HOH) [] Qualifying widow(er) (QW)
Check only one box. If you checked the MFS box, enter the name of your spouse. If you checked the HOH or QW box, enter the child's name if the qualifying person is a child but not your dependent

Your first name and middle initial: ABHINAY, Last name: PILLI, Your social security number: 769-75-7485
If joint return, spouse's first name and middle initial: , Last name: , Spouse's social security number:

Home address (number and street): 13301 PONTCHATRAIN AVENUE, Apt. no.:
City, town, or post office: CHARLOTTE, State: NC, ZIP code: 28273
Foreign country name: , Foreign province/state/county: , Foreign postal code:
Presidential Election Campaign: [] You [] Spouse

At any time during 2020, did you receive, sell, send, exchange, or otherwise acquire any financial interest in any virtual currency? [] Yes [X] No

Standard Deduction Someone can claim: [] You as a dependent [] Your spouse as a dependent
[] Spouse itemizes on a separate return or you were a dual-status alien

Age/Blindness You: [] Were born before January 2, 1956 [] Are blind Spouse: [] Was born before January 2, 1956 [] Is blind

Table with 5 columns: (1) First name, Last name, (2) Social security number, (3) Relationship to you, (4) Child tax credit, Credit for other dependents. Includes instructions for dependents.

Main income table with columns for various income types (1-15) and taxable income. Includes sub-columns for tax-exempt interest, qualified dividends, IRA distributions, pensions, social security benefits, capital gain, other income, adjustments to income, and deductions.

For Disclosure, Privacy Act, and Paperwork Reduction Act Notice, see separate instructions.

16	Tax (see instructions). Check if any from Form(s): 1 <input type="checkbox"/> 8814 2 <input type="checkbox"/> 4972 3 <input type="checkbox"/> _____	16	11,581.
17	Amount from Schedule 2, line 3	17	
18	Add lines 16 and 17	18	11,581.
19	Child tax credit or credit for other dependents	19	
20	Amount from Schedule 3, line 7	20	
21	Add lines 19 and 20	21	
22	Subtract line 21 from line 18. If zero or less, enter -0-	22	11,581.
23	Other taxes, including self-employment tax, from Schedule 2, line 10	23	0.
24	Add lines 22 and 23. This is your total tax	24	11,581.
25	Federal income tax withheld from:		
a	Form(s) W-2	25a	15,503.
b	Form(s) 1099	25b	
c	Other forms (see instructions)	25c	
d	Add lines 25a through 25c	25d	15,503.
26	2020 estimated tax payments and amount applied from 2019 return	26	
27	Earned income credit (EIC) NO	27	
28	Additional child tax credit. Attach Schedule 8812	28	
29	American opportunity credit from Form 8863, line 8	29	
30	Recovery rebate credit. See instructions	30	882.
31	Amount from Schedule 3, line 13	31	
32	Add lines 27 through 31. These are your total other payments and refundable credits	32	882.
33	Add lines 25d, 26, and 32. These are your total payments	33	16,385.

Refund

34	If line 33 is more than line 24, subtract line 24 from line 33. This is the amount you overpaid	34	4,804.
35a	Amount of line 34 you want refunded to you . If Form 8888 is attached, check here <input type="checkbox"/>	35a	4,804.
b	Routing number 0 1 1 4 0 0 4 9 5		
c	Type: <input checked="" type="checkbox"/> Checking <input type="checkbox"/> Savings		
d	Account number 0 0 3 8 8 1 1 8 4 1 2 6		
36	Amount of line 34 you want applied to your 2021 estimated tax	36	

Amount You Owe

37	Subtract line 33 from line 24. This is the amount you owe now	37	
Note: Schedule H and Schedule SE filers, line 37 may not represent all of the taxes you owe for 2020. See Schedule 3, line 12e, and its instructions for details.			
38	Estimated tax penalty (see instructions)	38	

Third Party Designee

Do you want to allow another person to discuss this return with the IRS? See instructions Yes. Complete below. No

Designee's name _____ Phone no. _____ Personal identification number (PIN) _____

Sign Here

Under penalties of perjury, I declare that I have examined this return and accompanying schedules and statements, and to the best of my knowledge and belief, they are true, correct, and complete. Declaration of preparer (other than taxpayer) is based on all information of which preparer has any knowledge.

Your signature	Date	Your occupation SOFTWARE DEVELOPER	If the IRS sent you an Identity Protection PIN, enter it here (see inst.) <input type="checkbox"/> 9 1 5 6 3 9
Spouse's signature. If a joint return, both must sign.	Date	Spouse's occupation	If the IRS sent your spouse an Identity Protection PIN, enter it here (see inst.) <input type="checkbox"/>
Phone no.	Email address		

Paid Preparer Use Only

Preparer's name SYAM PRIYA RAM SAGAR GUPTA TALLAM	Preparer's signature SYAM PRIYA RAM SAGAR GUPTA TALLAM	Date 03/09/2021	PTIN P02082703	Check if: <input type="checkbox"/> Self-employed
Firm's name <input type="checkbox"/> GLOBAL TAXES LLC	Firm's address <input type="checkbox"/> 2530 Pebble Creek Ln Cumming GA 30041			Phone no. (678) 965-9522
Firm's EIN <input type="checkbox"/> 30-1017196				

• If you have a qualifying child, attach Sch. EIC.
• If you have nontaxable combat pay, see instructions.

**SCHEDULE 1
(Form 1040)**

Department of the Treasury
Internal Revenue Service

Additional Income and Adjustments to Income

▶ **Attach to Form 1040, 1040-SR, or 1040-NR.**
▶ **Go to www.irs.gov/Form1040 for instructions and the latest information.**

OMB No. 1545-0074

2020
Attachment
Sequence No. **01**

Name(s) shown on Form 1040, 1040-SR, or 1040-NR
ABHINAY PILLI

Your social security number
769-75-7485

Part I Additional Income

1	Taxable refunds, credits, or offsets of state and local income taxes	1	
2a	Alimony received	2a	
b	Date of original divorce or separation agreement (see instructions) ▶ _____		
3	Business income or (loss). Attach Schedule C	3	
4	Other gains or (losses). Attach Form 4797	4	
5	Rental real estate, royalties, partnerships, S corporations, trusts, etc. Attach Schedule E	5	-8,080.
6	Farm income or (loss). Attach Schedule F	6	
7	Unemployment compensation	7	
8	Other income. List type and amount ▶ _____ _____	8	
9	Combine lines 1 through 8. Enter here and on Form 1040, 1040-SR, or 1040-NR, line 8	9	-8,080.

Part II Adjustments to Income

10	Educator expenses	10	
11	Certain business expenses of reservists, performing artists, and fee-basis government officials. Attach Form 2106	11	
12	Health savings account deduction. Attach Form 8889	12	
13	Moving expenses for members of the Armed Forces. Attach Form 3903	13	
14	Deductible part of self-employment tax. Attach Schedule SE	14	
15	Self-employed SEP, SIMPLE, and qualified plans	15	
16	Self-employed health insurance deduction	16	
17	Penalty on early withdrawal of savings	17	
18a	Alimony paid	18a	
b	Recipient's SSN ▶ _____		
c	Date of original divorce or separation agreement (see instructions) ▶ _____		
19	IRA deduction	19	
20	Student loan interest deduction	20	
21	Tuition and fees deduction. Attach Form 8917	21	
22	Add lines 10 through 21. These are your adjustments to income . Enter here and on Form 1040, 1040-SR, or 1040-NR, line 10a	22	

SCHEDULE D
(Form 1040)

Capital Gains and Losses

OMB No. 1545-0074

2020

Attachment
Sequence No. **12**

Department of the Treasury
Internal Revenue Service (99)

▶ **Attach to Form 1040, 1040-SR, or 1040-NR.**
▶ **Go to www.irs.gov/ScheduleD for instructions and the latest information.**
▶ **Use Form 8949 to list your transactions for lines 1b, 2, 3, 8b, 9, and 10.**

Name(s) shown on return
ABHINAY PILLI

Your social security number
769-75-7485

Did you dispose of any investment(s) in a qualified opportunity fund during the tax year? **Yes** **No**
If "Yes," attach Form 8949 and see its instructions for additional requirements for reporting your gain or loss.

Part I Short-Term Capital Gains and Losses—Generally Assets Held One Year or Less (see instructions)

See instructions for how to figure the amounts to enter on the lines below. This form may be easier to complete if you round off cents to whole dollars.	(d) Proceeds (sales price)	(e) Cost (or other basis)	(g) Adjustments to gain or loss from Form(s) 8949, Part I, line 2, column (g)	(h) Gain or (loss) Subtract column (e) from column (d) and combine the result with column (g)
1a Totals for all short-term transactions reported on Form 1099-B for which basis was reported to the IRS and for which you have no adjustments (see instructions). However, if you choose to report all these transactions on Form 8949, leave this line blank and go to line 1b .				
1b Totals for all transactions reported on Form(s) 8949 with Box A checked	1,965.	2,177.		-212.
2 Totals for all transactions reported on Form(s) 8949 with Box B checked				
3 Totals for all transactions reported on Form(s) 8949 with Box C checked				
4 Short-term gain from Form 6252 and short-term gain or (loss) from Forms 4684, 6781, and 8824				4
5 Net short-term gain or (loss) from partnerships, S corporations, estates, and trusts from Schedule(s) K-1				5
6 Short-term capital loss carryover. Enter the amount, if any, from line 8 of your Capital Loss Carryover Worksheet in the instructions				6 ()
7 Net short-term capital gain or (loss). Combine lines 1a through 6 in column (h). If you have any long-term capital gains or losses, go to Part II below. Otherwise, go to Part III on the back				7 -212.

Part II Long-Term Capital Gains and Losses—Generally Assets Held More Than One Year (see instructions)

See instructions for how to figure the amounts to enter on the lines below. This form may be easier to complete if you round off cents to whole dollars.	(d) Proceeds (sales price)	(e) Cost (or other basis)	(g) Adjustments to gain or loss from Form(s) 8949, Part II, line 2, column (g)	(h) Gain or (loss) Subtract column (e) from column (d) and combine the result with column (g)
8a Totals for all long-term transactions reported on Form 1099-B for which basis was reported to the IRS and for which you have no adjustments (see instructions). However, if you choose to report all these transactions on Form 8949, leave this line blank and go to line 8b .				
8b Totals for all transactions reported on Form(s) 8949 with Box D checked				
9 Totals for all transactions reported on Form(s) 8949 with Box E checked				
10 Totals for all transactions reported on Form(s) 8949 with Box F checked				
11 Gain from Form 4797, Part I; long-term gain from Forms 2439 and 6252; and long-term gain or (loss) from Forms 4684, 6781, and 8824				11
12 Net long-term gain or (loss) from partnerships, S corporations, estates, and trusts from Schedule(s) K-1				12
13 Capital gain distributions. See the instructions				13
14 Long-term capital loss carryover. Enter the amount, if any, from line 13 of your Capital Loss Carryover Worksheet in the instructions				14 ()
15 Net long-term capital gain or (loss). Combine lines 8a through 14 in column (h). Then, go to Part III on the back				15

Part III Summary

16	Combine lines 7 and 15 and enter the result	16	-212.
	<ul style="list-style-type: none"> • If line 16 is a gain, enter the amount from line 16 on Form 1040, 1040-SR, or 1040-NR, line 7. Then, go to line 17 below. • If line 16 is a loss, skip lines 17 through 20 below. Then, go to line 21. Also be sure to complete line 22. • If line 16 is zero, skip lines 17 through 21 below and enter -0- on Form 1040, 1040-SR, or 1040-NR, line 7. Then, go to line 22. 		
17	Are lines 15 and 16 both gains? <input type="checkbox"/> Yes. Go to line 18. <input type="checkbox"/> No. Skip lines 18 through 21, and go to line 22.		
18	If you are required to complete the 28% Rate Gain Worksheet (see instructions), enter the amount, if any, from line 7 of that worksheet ▶	18	
19	If you are required to complete the Unrecaptured Section 1250 Gain Worksheet (see instructions), enter the amount, if any, from line 18 of that worksheet ▶	19	
20	Are lines 18 and 19 both zero or blank and are you not filing Form 4952? <input type="checkbox"/> Yes. Complete the Qualified Dividends and Capital Gain Tax Worksheet in the instructions for Forms 1040 and 1040-SR, line 16. Don't complete lines 21 and 22 below. <input type="checkbox"/> No. Complete the Schedule D Tax Worksheet in the instructions. Don't complete lines 21 and 22 below.		
21	If line 16 is a loss, enter here and on Form 1040, 1040-SR, or 1040-NR, line 7, the smaller of: <ul style="list-style-type: none"> • The loss on line 16; or • (\$3,000), or if married filing separately, (\$1,500) } 	21	(212.)
	Note: When figuring which amount is smaller, treat both amounts as positive numbers.		
22	Do you have qualified dividends on Form 1040, 1040-SR, or 1040-NR, line 3a? <input type="checkbox"/> Yes. Complete the Qualified Dividends and Capital Gain Tax Worksheet in the instructions for Forms 1040 and 1040-SR, line 16. <input checked="" type="checkbox"/> No. Complete the rest of Form 1040, 1040-SR, or 1040-NR.		

Sales and Other Dispositions of Capital Assets

Department of the Treasury
Internal Revenue Service

► Go to www.irs.gov/Form8949 for instructions and the latest information.
► File with your Schedule D to list your transactions for lines 1b, 2, 3, 8b, 9, and 10 of Schedule D.

Name(s) shown on return
ABHINAY PILLI

Social security number or taxpayer identification number
769-75-7485

Before you check Box A, B, or C below, see whether you received any Form(s) 1099-B or substitute statement(s) from your broker. A substitute statement will have the same information as Form 1099-B. Either will show whether your basis (usually your cost) was reported to the IRS by your broker and may even tell you which box to check.

Part I Short-Term. Transactions involving capital assets you held 1 year or less are generally short-term (see instructions). For long-term transactions, see page 2.

Note: You may aggregate all short-term transactions reported on Form(s) 1099-B showing basis was reported to the IRS and for which no adjustments or codes are required. Enter the totals directly on Schedule D, line 1a; you aren't required to report these transactions on Form 8949 (see instructions).

You must check Box A, B, or C below. Check only one box. If more than one box applies for your short-term transactions, complete a separate Form 8949, page 1, for each applicable box. If you have more short-term transactions than will fit on this page for one or more of the boxes, complete as many forms with the same box checked as you need.

- (A)** Short-term transactions reported on Form(s) 1099-B showing basis was reported to the IRS (see **Note** above)
- (B)** Short-term transactions reported on Form(s) 1099-B showing basis **wasn't** reported to the IRS
- (C)** Short-term transactions not reported to you on Form 1099-B

1	(a) Description of property (Example: 100 sh. XYZ Co.)	(b) Date acquired (Mo., day, yr.)	(c) Date sold or disposed of (Mo., day, yr.)	(d) Proceeds (sales price) (see instructions)	(e) Cost or other basis. See the Note below and see <i>Column (e)</i> in the separate instructions	Adjustment, if any, to gain or loss. If you enter an amount in column (g), enter a code in column (f). See the separate instructions.		(h) Gain or (loss). Subtract column (e) from column (d) and combine the result with column (g)
						(f) Code(s) from instructions	(g) Amount of adjustment	
	ROBINHOOD SECURITIES LLC	06/17/20	07/15/20	1,965.	2,177.			-212.
2 Totals. Add the amounts in columns (d), (e), (g), and (h) (subtract negative amounts). Enter each total here and include on your Schedule D, line 1b (if Box A above is checked), line 2 (if Box B above is checked), or line 3 (if Box C above is checked) ►				1,965.	2,177.			-212.

Note: If you checked Box A above but the basis reported to the IRS was incorrect, enter in column (e) the basis as reported to the IRS, and enter an adjustment in column (g) to correct the basis. See *Column (g)* in the separate instructions for how to figure the amount of the adjustment.

SCHEDULE E
(Form 1040)

Supplemental Income and Loss

OMB No. 1545-0074

(From rental real estate, royalties, partnerships, S corporations, estates, trusts, REMICs, etc.)

2020

Department of the Treasury
Internal Revenue Service (99)

▶ Attach to Form 1040, 1040-SR, 1040-NR, or 1041.

Attachment
Sequence No. **13**

▶ Go to www.irs.gov/ScheduleE for instructions and the latest information.

Name(s) shown on return

Your social security number

ABHINAY PILLI

769-75-7485

Part I **Income or Loss From Rental Real Estate and Royalties** Note: If you are in the business of renting personal property, use **Schedule C**. See instructions. If you are an individual, report farm rental income or loss from **Form 4835** on page 2, line 40.

A Did you make any payments in 2020 that would require you to file Form(s) 1099? See instructions Yes No
B If "Yes," did you or will you file required Form(s) 1099? Yes No

1a	Physical address of each property (street, city, state, ZIP code)				
A	SHASTRI NAGAR SIRCILLA TELANGANA IN 505301				
B					
C					
1b	Type of Property (from list below)	2 For each rental real estate property listed above, report the number of fair rental and personal use days. Check the QJV box only if you meet the requirements to file as a qualified joint venture. See instructions.	Fair Rental Days	Personal Use Days	QJV
A	3		A 365	0	<input type="checkbox"/>
B			B		<input type="checkbox"/>
C			C		<input type="checkbox"/>

Type of Property:

- 1 Single Family Residence 3 Vacation/Short-Term Rental 5 Land 7 Self-Rental
- 2 Multi-Family Residence 4 Commercial 6 Royalties 8 Other (describe)


Income:		Properties:		A	B	C
3	Rents received	3		550.		
4	Royalties received	4				
Expenses:						
5	Advertising	5				
6	Auto and travel (see instructions)	6				
7	Cleaning and maintenance	7		1,090.		
8	Commissions.	8				
9	Insurance	9				
10	Legal and other professional fees	10		750.		
11	Management fees	11				
12	Mortgage interest paid to banks, etc. (see instructions)	12				
13	Other interest.	13				
14	Repairs.	14		2,450.		
15	Supplies	15		2,240.		
16	Taxes	16				
17	Utilities.	17		2,100.		
18	Depreciation expense or depletion	18				
19	Other (list) ▶	19				
20	Total expenses. Add lines 5 through 19	20		8,630.		
21	Subtract line 20 from line 3 (rents) and/or 4 (royalties). If result is a (loss), see instructions to find out if you must file Form 6198	21		-8,080.		
22	Deductible rental real estate loss after limitation, if any, on Form 8582 (see instructions)	22	(-8,080.)	()
23a	Total of all amounts reported on line 3 for all rental properties	23a		550.		
b	Total of all amounts reported on line 4 for all royalty properties	23b				
c	Total of all amounts reported on line 12 for all properties	23c				
d	Total of all amounts reported on line 18 for all properties	23d				
e	Total of all amounts reported on line 20 for all properties	23e		8,630.		
24	Income. Add positive amounts shown on line 21. Do not include any losses	24				
25	Losses. Add royalty losses from line 21 and rental real estate losses from line 22. Enter total losses here	25	(8,080.)		
26	Total rental real estate and royalty income or (loss). Combine lines 24 and 25. Enter the result here. If Parts II, III, IV, and line 40 on page 2 do not apply to you, also enter this amount on Schedule 1 (Form 1040), line 5. Otherwise, include this amount in the total on line 41 on page 2	26				-8,080.

For Paperwork Reduction Act Notice, see the separate instructions.

Schedule E (Form 1040) 2020



2100411512



Georgia Form 500 (Rev. 06/20/20) Individual Income Tax Return Georgia Department of Revenue 2020 (Approved software version)

Page 1

Fiscal Year Beginning

STATE NC ISSUED

Fiscal Year Ending

YOUR DRIVER'S LICENSE/STATE ID

000048619062

YOUR FIRST NAME 1. ABHINAY

MI YOUR SOCIAL SECURITY NUMBER 769-75-7485

LAST NAME (For Name Change See IT-511 Tax Booklet) PILLI

SUFFIX

SPOUSE'S FIRST NAME

MI SPOUSE'S SOCIAL SECURITY NUMBER

LAST NAME

SUFFIX

DEPARTMENT USE ONLY

ADDRESS (NUMBER AND STREET or P.O. BOX) (Use 2nd address line for Apt, Suite or Building Number) 2. 13301 PONTCHATRAIN AVENUE

checkbox

CHECK IF ADDRESS HAS CHANGED

CITY (Please insert a space if the city has multiple names) 3. CHARLOTTE

STATE ZIP CODE NC 28273

(COUNTRY IF FOREIGN)

4. Enter your Residency Status with the appropriate number 4. 3

Residency Status

1. FULL-YEAR RESIDENT 2. PART-YEAR RESIDENT TO 3. NONRESIDENT

Omit Lines 9 thru 14 and use Form 500 Schedule 3 if you are a part-year or nonresident filer.

5. Enter Filing Status with appropriate letter (See IT-511 Tax Booklet) 5. A

Filing Status

A. Single B. Married filing joint C. Married filing separate (Spouse's social security number must be entered above) D. Head of Household or Qualifying Widow(er)

6. Number of exemptions (Check appropriate box(es) and enter total in 6c.) 6a. Yourself [X] 6b. Spouse [] 6c. 1

7a. Number of Dependents (Enter details on Line 7b., and DO NOT include yourself or your spouse) 7a.

ALL PAGES (1-5) ARE REQUIRED FOR PROCESSING



2100411522

YOUR SOCIAL SECURITY NUMBER
 769-75-7485

7b. Dependents (If you have more than 4 dependents, attach a list of additional dependents)

First Name, MI.	Last Name
Social Security Number	Relationship to You
First Name, MI.	Last Name
Social Security Number	Relationship to You
First Name, MI.	Last Name
Social Security Number	Relationship to You
First Name, MI.	Last Name
Social Security Number	Relationship to You

INCOME COMPUTATIONS

If amount on line 8, 9, 10, 13 or 15 is negative, use the minus sign (-). Example -3,456.

8. Federal adjusted gross income (From Federal Form 1040)..... 8. 84175
 (Do not use FEDERAL TAXABLE INCOME) If the amount on Line 8 is \$40,000 or more, or your gross income is less than your W-2s you must include a copy of your Federal Form 1040 Pages 1, 2, and Schedule 1.

9. Adjustments from Form 500 Schedule 1 (See IT-511 Tax Booklet) 9.

10. Georgia adjusted gross income (Net total of Line 8 and Line 9)..... 10.

11. Standard Deduction (Do not use FEDERAL STANDARD DEDUCTION)..... 11a.
 (See IT-511 Tax Booklet)

b. Self: 65 or over? Blind? Total x 1,300=..... 11b.
 Spouse: 65 or over? Blind?

c. Total Standard Deduction (Line 11a + Line 11b)..... 11c.
 Use EITHER Line 11c OR Line 12c (Do not write on both lines)

12. Total Itemized Deductions used in computing Federal Taxable Income. If you use itemized deductions, you must include Federal Schedule A.

a. Federal Itemized Deductions (Schedule A-Form 1040) 12a.

b. Less adjustments: (See IT-511 Tax Booklet) 12b.

c. Georgia Total Itemized Deductions..... 12c.

13. Subtract either Line 11c or Line 12c from Line 10; enter balance..... 13.



2100411532

YOUR SOCIAL SECURITY NUMBER
 769-75-7485

14a. Enter the number from Line 6c. Multiply by \$2,700 for filing status A or D or multiply by \$3,700 for filing status B or C	14a.	
14b. Enter the number from Line 7a. Multiply by \$3,000.....	14b.	
14c. Add Lines 14a. and 14b. Enter total.....	14c.	
15a. Income before GA NOL (Line 13 less Line 14c or Schedule 3, Line 14).....	15a.	71631
15b. Georgia NOL utilized (Cannot exceed Line 15a or the amount after applying the 80% limitation, see IT-511 Tax Booklet for more information)....	15b.	
15c. Georgia Taxable Income (Line 15a less Line 15b).....	15c.	71631
16. Tax (Use the Tax Table in the IT-511 Tax Booklet)	16.	3947
17. Low Income Credit 17a. 17b.	17c.	
18. Other State(s) Tax Credit (Include a copy of the other state(s) return)	18.	
19. Credits used from IND-CR Summary Worksheet	19.	
20. Total Credits Used from Schedule 2 Georgia Tax Credits (must be filed electronically)	20.	
21. Total Credits Used (sum of Lines 17-20) cannot exceed Line 16	21.	0
22. Balance (Line 16 less Line 21) if zero or less than zero, enter zero	22.	3947

INCOME STATEMENT DETAILS Only enter income on which Georgia tax was withheld. Enter income from W-2s, 1099s, and G2-As on Line 4 GA Wages/Income. For other income statements complete Line 4 using the income reported from **Form G2-RP Line 12 or 13; Form G2-LP Line 11, or for Form G2-FL enter zero.**

(INCOME STATEMENT A)	(INCOME STATEMENT B)	(INCOME STATEMENT C)
1. WITHHOLDING TYPE: <input checked="" type="checkbox"/> W-2 <input type="checkbox"/> G2-A <input type="checkbox"/> G2-LP <input type="checkbox"/> 1099 <input type="checkbox"/> G2-FL <input type="checkbox"/> G2-RP	1. WITHHOLDING TYPE: <input type="checkbox"/> W-2 <input type="checkbox"/> G2-A <input type="checkbox"/> G2-LP <input type="checkbox"/> 1099 <input type="checkbox"/> G2-FL <input type="checkbox"/> G2-RP	1. WITHHOLDING TYPE: <input type="checkbox"/> W-2 <input type="checkbox"/> G2-A <input type="checkbox"/> G2-LP <input type="checkbox"/> 1099 <input type="checkbox"/> G2-FL <input type="checkbox"/> G2-RP
2. EMPLOYER/PAYER FEDERAL ID NUMBER (FEIN) <input checked="" type="checkbox"/> SSN <input type="checkbox"/> 811375415	2. EMPLOYER/PAYER FEDERAL ID NUMBER (FEIN) <input type="checkbox"/> SSN <input type="checkbox"/>	2. EMPLOYER/PAYER FEDERAL ID NUMBER (FEIN) <input type="checkbox"/> SSN <input type="checkbox"/>
3. EMPLOYER/PAYER STATE WITHHOLDING ID 3333641DU	3. EMPLOYER/PAYER STATE WITHHOLDING ID	3. EMPLOYER/PAYER STATE WITHHOLDING ID
4. GA WAGES / INCOME 78433	4. GA WAGES / INCOME	4. GA WAGES / INCOME
5. GA TAX WITHHELD 4146	5. GA TAX WITHHELD	5. GA TAX WITHHELD

PLEASE COMPLETE INCOME STATEMENT DETAILS ON PAGE 4.

ALL PAGES (1-5) ARE REQUIRED FOR PROCESSING

REV 02/15/21 PRO



YOUR SOCIAL SECURITY NUMBER
 769-75-7485

Page 4

(INCOME STATEMENT D)

1. **WITHHOLDING TYPE:**
 W-2 G2-A G2-LP
 1099 G2-FL G2-RP
2. **EMPLOYER/PAYER FEDERAL ID NUMBER (FEIN)** **SSN**

(INCOME STATEMENT E)

1. **WITHHOLDING TYPE:**
 W-2 G2-A G2-LP
 1099 G2-FL G2-RP
2. **EMPLOYER/PAYER FEDERAL ID NUMBER (FEIN)** **SSN**

(INCOME STATEMENT F)

1. **WITHHOLDING TYPE:**
 W-2 G2-A G2-LP
 1099 G2-FL G2-RP
2. **EMPLOYER/PAYER FEDERAL ID NUMBER (FEIN)** **SSN**

3. **EMPLOYER/PAYER STATE WITHHOLDING ID** 3. **EMPLOYER/PAYER STATE WITHHOLDING ID** 3. **EMPLOYER/PAYER STATE WITHHOLDING ID**
4. **GA WAGES / INCOME** 4. **GA WAGES / INCOME** 4. **GA WAGES / INCOME**
5. **GA TAX WITHHELD** 5. **GA TAX WITHHELD** 5. **GA TAX WITHHELD**

23. Georgia Income Tax Withheld on Wages and 1099s	23.	4146
(Enter Tax Withheld Only and include W-2s and/or 1099s)		
24. Other Georgia Income Tax Withheld	24.	
(Must include G2-A, G2-FL, G2-LP and/or G2-RP)		
25. Estimated Tax paid for 2020 and Form IT-560	25.	
26. Schedule 2B Refundable Tax Credits.....	26.	
(Cannot be claimed unless filed electronically)		
27. Total prepayment credits (Add Lines 23, 24, 25 and 26).....	27.	4146
28. If Line 22 exceeds Line 27, subtract Line 27 from Line 22 and enter balance due.....	28.	
29. If Line 27 exceeds Line 22, subtract Line 22 from Line 27 and enter overpayment	29.	199
30. Amount to be credited to 2021 ESTIMATED TAX	30.	0
31. Georgia Wildlife Conservation Fund (No gift of less than \$1.00).....	31.	
32. Georgia Fund for Children and Elderly (No gift of less than \$1.00).....	32.	
33. Georgia Cancer Research Fund (No gift of less than \$1.00)	33.	
34. Georgia Land Conservation Program (No gift of less than \$1.00).....	34.	
35. Georgia National Guard Foundation (No gift of less than \$1.00)	35.	
36. Dog & Cat Sterilization Fund (No gift of less than \$1.00).....	36.	
37. Saving the Cure Fund (No gift of less than \$1.00).....	37.	
38. Realizing Educational Achievement Can Happen (REACH) Program	38.	
(No gift of less than \$1.00)		



2100411552

YOUR SOCIAL SECURITY NUMBER
769-75-7485

Page 5

- 39. Public Safety Memorial Grant (No gift of less than \$1.00)..... 39.
- 40. Form 500 UET (Estimated tax penalty) 500 UET exception attached 40.
- 41. (If you owe) Add Lines 28, 31 thru 40 41.
MAKE CHECK PAYABLE TO GEORGIA DEPARTMENT OF REVENUE..

Amount Due Mail To:
GEORGIA DEPARTMENT OF REVENUE
PROCESSING CENTER, PO BOX 740399
ATLANTA, GA 30374-0399

42. (If you are due a refund) Subtract the sum of Lines 30 thru 40 from Line 29
THIS IS YOUR REFUND..... 42. 199
If you do not enter Direct Deposit information or if you are a first time filer you will be issued a paper check.

42a. Direct Deposit (U.S. Accounts Only)

Type: Checking Savings
Routing Number 011400495
Account Number 003881184126

Refund Due Mail To:
GEORGIA DEPARTMENT OF REVENUE
PROCESSING CENTER, PO BOX 740380
ATLANTA, GA 30374-0380

INCLUDE ALL ITEMS IN ENVELOPE, **DO NOT STAPLE YOUR CHECK, W-2s, OTHER WITHHOLDING DOCUMENTS, OR TAX RETURN.**
I/We declare under the penalties of perjury that I/we have examined this return (including accompanying schedules and statements) and to the best of my/our knowledge and belief, it is true, correct, and complete. If prepared by a person other than the taxpayer(s), this declaration is based on all information of which the preparer has knowledge. Georgia Public Revenue Code Section 48-2-31 stipulates that taxes shall be paid in lawful money of the United States, free of any expense to the State of Georgia.

Taxpayer's Signature (Check box if deceased)

Spouse's Signature (Check box if deceased)

Date

Date

Taxpayer's Phone Number
937-329-1612

I authorize DOR to discuss this return with the named preparer.

By providing my e-mail address I am authorizing the Georgia Department of Revenue to electronically notify me at the below e-mail address regarding any updates to my account(s).

Taxpayer's E-mail Address

SYAM PRIYA RAM SAGAR GUPTA TALLAM
Signature of Preparer
Name of Preparer Other Than Taxpayer
SYAM PRIYA RAM SAGAR GUPT

Preparer's Phone Number
678-965-9522

Preparer's FEIN
30-1017196

Preparer's Firm Name
GLOBAL TAXES LLC

Preparer's SSN/PTIN/SIDN
P02082703



2107411512

YOUR SOCIAL SECURITY NUMBER

769-75-7485

DO NOT USE LINES 9 THRU 14 OF PAGES 2 AND 3 FORM 500 or 500X

SCHEDULE 3 COMPUTATION OF GEORGIA TAXABLE INCOME FOR ONLY PART-YEAR RESIDENTS AND NONRESIDENTS.

Income earned in another state as a Georgia resident is taxable but other state(s) tax credit may apply. See IT-511 Tax Booklet.

FEDERAL INCOME AFTER GEORGIA ADJUSTMENT (COLUMN A)	INCOME NOT TAXABLE TO GEORGIA (COLUMN B)	GEORGIA INCOME (COLUMN C)
1. WAGES, SALARIES, TIPS, etc 92341	1. WAGES, SALARIES, TIPS, etc 13908	1. WAGES, SALARIES, TIPS, etc 78433
2. INTEREST AND DIVIDENDS 126	2. INTEREST AND DIVIDENDS 126	2. INTEREST AND DIVIDENDS 0
3. BUSINESS INCOME OR (LOSS)	3. BUSINESS INCOME OR (LOSS)	3. BUSINESS INCOME OR (LOSS)
4. OTHER INCOME OR (LOSS) -8292	4. OTHER INCOME OR (LOSS) -8292	4. OTHER INCOME OR (LOSS) 0
5. TOTAL INCOME: TOTAL LINES 1 THRU 4 84175	5. TOTAL INCOME: TOTAL LINES 1 THRU 4 5742	5. TOTAL INCOME: TOTAL LINES 1 THRU 4 78433
6. TOTAL ADJUSTMENTS FROM FORM 1040	6. TOTAL ADJUSTMENTS FROM FORM 1040	6. TOTAL ADJUSTMENTS FROM FORM 1040
7. TOTAL ADJUSTMENTS FROM FORM 500, SCHEDULE 1	7. TOTAL ADJUSTMENTS FROM FORM 500, SCHEDULE 1	7. TOTAL ADJUSTMENTS FROM FORM 500, SCHEDULE 1
8. ADJUSTED GROSS INCOME: LINE 5 PLUS OR MINUS LINES 6 AND 7 84175	8. ADJUSTED GROSS INCOME: LINE 5 PLUS OR MINUS LINES 6 AND 7 5742	8. ADJUSTED GROSS INCOME: LINE 5 PLUS OR MINUS LINES 6 AND 7 78433
9. RATIO: Divide Line 8, Column C by Line 8, Column A enter percentage or check the box for Time Ratio. <input type="checkbox"/> Enter percentage.....	9.	93.18 % Not to exceed 100%
10a. Itemized <input type="checkbox"/> or Standard Deduction <input checked="" type="checkbox"/> or Georgia Itemized <input type="checkbox"/> (See IT-511 Tax Booklet)	10a.	4600
10b. Additional Standard Deduction Self: 65 or over? <input type="checkbox"/> Blind? <input type="checkbox"/> Spouse: 65 or over? <input type="checkbox"/> Blind? <input type="checkbox"/> Total x 1,300=	10b.	
11. Personal Exemption from Form 500 (See IT-511 Tax Booklet)		
11a. Enter the number on Line 6c. from Form 500 or 500X 1 multiply by \$2,700 for filing status A or D or multiply by \$3,700 for filing status B or C	11a.	2700
11b. Enter the number on Line 7a. from Form 500 or 500X multiply by \$3,000...	11b.	
12. Total Deductions and Exemptions: Add Lines 10a, 10b, 11a, and 11b.....	12.	7300
13. Multiply Line 12 by Ratio on Line 9 and enter result	13.	6802
14. Income before GA NOL: Subtract Line 13 from Line 8, Column C Enter here and on Line 15a, Page 3 of Form 500 or Form 500X.....	14.	71631

Filing Status [X] Single [] Married filing jointly [] Married filing separately (MFS) [] Head of household (HOH) [] Qualifying widow(er) (QW)
Check only one box. If you checked the MFS box, enter the name of your spouse. If you checked the HOH or QW box, enter the child's name if the qualifying person is a child but not your dependent

Your first name and middle initial: ABHINAY, Last name: PILLI, Your social security number: 769-75-7485
If joint return, spouse's first name and middle initial, Last name, Spouse's social security number

Home address (number and street): 13301 PONTCHATRAIN AVENUE, Apt. no., Presidential Election Campaign
City, town, or post office: CHARLOTTE, State: NC, ZIP code: 28273
Foreign country name, Foreign province/state/county, Foreign postal code
[] You [] Spouse

At any time during 2020, did you receive, sell, send, exchange, or otherwise acquire any financial interest in any virtual currency? [] Yes [X] No

Standard Deduction Someone can claim: [] You as a dependent [] Your spouse as a dependent
[] Spouse itemizes on a separate return or you were a dual-status alien

Age/Blindness You: [] Were born before January 2, 1956 [] Are blind Spouse: [] Was born before January 2, 1956 [] Is blind

Table with 5 columns: (1) First name, Last name, (2) Social security number, (3) Relationship to you, (4) Child tax credit, Credit for other dependents. Includes instructions for dependents.

Main income table with columns for line numbers and amounts. Includes sections for Attach Sch. B if required, Standard Deduction for, and Taxable income calculation.

For Disclosure, Privacy Act, and Paperwork Reduction Act Notice, see separate instructions.

16	Tax (see instructions). Check if any from Form(s): 1 <input type="checkbox"/> 8814 2 <input type="checkbox"/> 4972 3 <input type="checkbox"/> _____	16	11,581.
17	Amount from Schedule 2, line 3	17	
18	Add lines 16 and 17	18	11,581.
19	Child tax credit or credit for other dependents	19	
20	Amount from Schedule 3, line 7	20	
21	Add lines 19 and 20	21	
22	Subtract line 21 from line 18. If zero or less, enter -0-	22	11,581.
23	Other taxes, including self-employment tax, from Schedule 2, line 10	23	0.
24	Add lines 22 and 23. This is your total tax	24	11,581.
25	Federal income tax withheld from:		
a	Form(s) W-2	25a	15,503.
b	Form(s) 1099	25b	
c	Other forms (see instructions)	25c	
d	Add lines 25a through 25c	25d	15,503.
26	2020 estimated tax payments and amount applied from 2019 return	26	
27	Earned income credit (EIC) NO	27	
28	Additional child tax credit. Attach Schedule 8812	28	
29	American opportunity credit from Form 8863, line 8	29	
30	Recovery rebate credit. See instructions	30	882.
31	Amount from Schedule 3, line 13	31	
32	Add lines 27 through 31. These are your total other payments and refundable credits	32	882.
33	Add lines 25d, 26, and 32. These are your total payments	33	16,385.

Refund

34	If line 33 is more than line 24, subtract line 24 from line 33. This is the amount you overpaid	34	4,804.
35a	Amount of line 34 you want refunded to you . If Form 8888 is attached, check here <input type="checkbox"/>	35a	4,804.
b	Routing number 0 1 1 4 0 0 4 9 5		
c	Type: <input checked="" type="checkbox"/> Checking <input type="checkbox"/> Savings		
d	Account number 0 0 3 8 8 1 1 8 4 1 2 6		
36	Amount of line 34 you want applied to your 2021 estimated tax	36	

Amount You Owe

37	Subtract line 33 from line 24. This is the amount you owe now	37	
Note: Schedule H and Schedule SE filers, line 37 may not represent all of the taxes you owe for 2020. See Schedule 3, line 12e, and its instructions for details.			
38	Estimated tax penalty (see instructions)	38	

Third Party Designee

Do you want to allow another person to discuss this return with the IRS? See instructions Yes. Complete below. No

Designee's name _____ Phone no. _____ Personal identification number (PIN) _____

Sign Here

Under penalties of perjury, I declare that I have examined this return and accompanying schedules and statements, and to the best of my knowledge and belief, they are true, correct, and complete. Declaration of preparer (other than taxpayer) is based on all information of which preparer has any knowledge.

Your signature	Date	Your occupation	If the IRS sent you an Identity Protection PIN, enter it here (see inst.)
Spouse's signature. If a joint return, both must sign.	Date	Spouse's occupation	If the IRS sent your spouse an Identity Protection PIN, enter it here (see inst.)
Phone no.	Email address		

Paid Preparer Use Only

Preparer's name	Preparer's signature	Date	PTIN	Check if:
SYAM PRIYA RAM SAGAR GUPTA TALLAM	SYAM PRIYA RAM SAGAR GUPTA TALLAM	03/09/2021	P02082703	<input type="checkbox"/> Self-employed
Firm's name	Phone no.			
GLOBAL TAXES LLC	(678) 965-9522			
Firm's address	Firm's EIN			
2530 Pebble Creek Ln Cumming GA 30041	30-1017196			

- If you have a qualifying child, attach Sch. EIC.
- If you have nontaxable combat pay, see instructions.

**SCHEDULE 1
(Form 1040)**

Department of the Treasury
Internal Revenue Service

Additional Income and Adjustments to Income

▶ **Attach to Form 1040, 1040-SR, or 1040-NR.**
▶ **Go to www.irs.gov/Form1040 for instructions and the latest information.**

OMB No. 1545-0074

2020
Attachment
Sequence No. **01**

Name(s) shown on Form 1040, 1040-SR, or 1040-NR
ABHINAY PILLI

Your social security number
769-75-7485

Part I Additional Income

1	Taxable refunds, credits, or offsets of state and local income taxes	1	
2a	Alimony received	2a	
b	Date of original divorce or separation agreement (see instructions) ▶ _____		
3	Business income or (loss). Attach Schedule C	3	
4	Other gains or (losses). Attach Form 4797	4	
5	Rental real estate, royalties, partnerships, S corporations, trusts, etc. Attach Schedule E	5	-8,080.
6	Farm income or (loss). Attach Schedule F	6	
7	Unemployment compensation	7	
8	Other income. List type and amount ▶ _____	8	
9	Combine lines 1 through 8. Enter here and on Form 1040, 1040-SR, or 1040-NR, line 8	9	-8,080.

Part II Adjustments to Income

10	Educator expenses	10	
11	Certain business expenses of reservists, performing artists, and fee-basis government officials. Attach Form 2106	11	
12	Health savings account deduction. Attach Form 8889	12	
13	Moving expenses for members of the Armed Forces. Attach Form 3903	13	
14	Deductible part of self-employment tax. Attach Schedule SE	14	
15	Self-employed SEP, SIMPLE, and qualified plans	15	
16	Self-employed health insurance deduction	16	
17	Penalty on early withdrawal of savings	17	
18a	Alimony paid	18a	
b	Recipient's SSN ▶ _____		
c	Date of original divorce or separation agreement (see instructions) ▶ _____		
19	IRA deduction	19	
20	Student loan interest deduction	20	
21	Tuition and fees deduction. Attach Form 8917	21	
22	Add lines 10 through 21. These are your adjustments to income . Enter here and on Form 1040, 1040-SR, or 1040-NR, line 10a	22	

D-400 (50) 8-10-20 **2020 Individual Income Tax Return**

< Staple All Pages of Your Return and W-2s Here


North Carolina Department of Revenue

Amended Return

DOR
Use
Only

For calendar year 2020, or fiscal year beginning <u>20</u> and ending		Are you a veteran? Yes <input type="checkbox"/> No <input checked="" type="checkbox"/>
ABHINAY PILLI 13301 PONTCHATRAIN AVENUE CHARLOT NC 28273MECKL		Is your spouse a veteran? Yes <input type="checkbox"/> No <input type="checkbox"/>
Your SSN: 769757485 Spouse's SSN:		Were you granted an automatic extension to file your 2020 federal income tax return (Form 1040)? Yes <input type="checkbox"/> No <input checked="" type="checkbox"/>
Filing Status <input checked="" type="checkbox"/> 1. Single <input type="checkbox"/> 2. Married Filing Jointly <input type="checkbox"/> 3. Married Filing Separately <input type="checkbox"/> 4. Head of Household <input type="checkbox"/> 5. Qualifying Widow(er)		
Were you a resident of N.C. for the entire year? Yes <input checked="" type="checkbox"/> No <input type="checkbox"/>		Return for deceased taxpayer. Date of death:
Was your spouse a resident for the entire year? Yes <input type="checkbox"/> No <input type="checkbox"/>		Return for deceased spouse. Date of death:
N.C. Education Endowment Fund: You may contribute to the N.C. Education Endowment Fund by making a contribution or designating some or all of your overpayment to the Fund. To make a contribution, enclose Form NC-EDU and your payment of \$ <u>0</u> . To designate your overpayment to the Fund, enter the amount of your designation on Page 2, Line 31. (See instructions for information about the Fund.)		
<input type="checkbox"/> Select box if you, or if married filing jointly, your spouse were out of the country on April 15, 2021, and a U.S. citizen or resident.		
<input type="checkbox"/> Select box if return is filed and signed by Executor, Administrator, or Court-Appointed Personal Representative.		

FS	1	PP	Y	DT	N	OC	N	TPRES	Y	SPRES	N	VT	N	SVT	N
PILL	1330	28273	DS	N	EA	N	TD			SD				FDEXT	N
ABHINAY		PILLI						769757485				MECKL			
												NC	28273		
13301	PONTCHATRAIN AVENUE							CHARLOTTE							
06	84175			16				3592		26C				0	
07	0			18	Y			0		26E				0	
09	0			20A				648		EU					
10A	0			20B				0		27				0	
10B	0			21A				0		29				0	
11	S	Y	I	N				0		30				0	
11	10750			21C				0		31				0	
13	00000			21D				0		32				0	
14	73425			26A				0		34				385	
15	3855			26B				0							
TN	9373291612			PN				6789659522		PP				P02082703	



Sign Return Below <input checked="" type="checkbox"/> Refund Due <u>385</u>		<input type="checkbox"/> Payment Due <u>0</u>	
I declare and certify that I have examined this return and accompanying schedules and statements, and to the best of my knowledge and belief, they are true, correct, and complete.			
Your Signature _____		Spouse's Signature (If filing joint return, both must sign.) _____	
Date _____		Date _____	
		Contact Phone No. (Include area code) <u>9373291612</u>	
PAID PREPARER USE ONLY If prepared by a person other than taxpayer, this certification is based on all information of which the preparer has any knowledge.			
<u>SYAM PRIYA RAM SAGAR GUPT</u>		<u>6789659522</u>	
Paid Preparer's Signature		Preparer's Contact Phone Number (Include area code)	
<u>03 09 21</u>		<u>P02082703</u>	
Date		Preparer's FEIN, SSN, or PTIN	

If REFUND, mail return to: N.C. DEPT. OF REVENUE, P.O. BOX R, RALEIGH, NC 27634-0001
 If you ARE NOT due a refund, mail return, any payment, and D-400V to: N.C. DEPT. OF REVENUE, P.O. BOX 25000, RALEIGH, NC 27640-0640

D-400 Line-by-Line Information

6.	Federal Adjusted Gross Income	6.	84175
7.	Additions to Federal Adjusted Gross Income	7.	0
8.	Add Lines 6 and 7	8.	84175
9.	Deductions From Federal Adjusted Gross Income	9.	0
10.	Child Deduction		
	a. Enter the number of qualifying children for whom you were allowed a federal child tax credit	10a.	0
	b. Enter the amount of the child deduction	10b.	0
11.	N.C. Standard Deduction	11.	Y
11.	N.C. Itemized Deduction	11.	N
11.	Deduction amount	11.	10750
12.	a. Add Lines 9, 10b, and 11	12a.	10750
	b. Subtract amount on Line 12a from Line 8	12b.	73425
13.	Part-year Residents and Nonresidents Taxable Percentage	13.	0.0000
14.	N.C. Taxable Income	14.	73425
15.	N.C. Income Tax	15.	3855
16.	Tax Credits	16.	3592
17.	Subtract Line 16 from Line 15	17.	263
18.	Consumer Use Tax	18.	0
	You certify that no Consumer Use Tax is due		Y
19.	Add Lines 17 and 18	19.	263

North Carolina Income Tax Withheld

20a.	Your tax withheld	20a.	648
20b.	Spouse's tax withheld	20b.	0

Other Tax Payments

21a.	2020 estimated tax	21a.	0
21b.	Paid with extension	21b.	0
21c.	Partnership	21c.	0
21d.	S Corporation	21d.	0
22.	Amended Returns Only - Previous payments	22.	0
23.	Total Payments	23.	648
24.	Amended Returns Only - Previous refunds	24.	0
25.	Subtract Line 24 from Line 23	25.	648
26a.	Tax Due	26a.	0
26b.	Penalties	26b.	0
26c.	Interest	26c.	0
26d.	Add Lines 26b and 26c and enter the total on 26d	26d.	0
EU	Exception to Underpayment of Estimated Tax	EU	
26e.	Interest on the Underpayment of Estimated Income Tax	26e.	0
27.	Pay this Amount	27.	0
28.	Overpayment	28.	385

Amount of Refund to Apply to:

29.	Amount of Line 28 to be applied to 2021 Estimated Income Tax	29.	0
30.	N.C. Nongame and Endangered Wildlife Fund	30.	0
31.	N.C. Education Endowment Fund	31.	0
32.	N.C. Breast and Cervical Cancer Control Program	32.	0
33.	Add Lines 29 through 32	33.	0
34.	Amount to be Refunded	34.	385

D-400TC (50)

8-10-20

2020 Individual Income Tax Credits

North Carolina Department of Revenue

DOR
Use
Only

If you claim a tax credit on Form D-400, Line 16, you must attach this form to the return. Otherwise, the tax credit may be disallowed.

Important: Refer to the instructions before completing this form.

Last Name (First 10 Characters)	PILLI	Your Social Security Number	769757485
---------------------------------	-------	-----------------------------	-----------

01	84175	07B	1	10A	0	13	0
02	78433	08A	0	10B	0	14	0
04	3855	08B	0	11A	0	18	0
06	3947	09A	0	11B	0		
07A	3592	09B	0	12	0		

Part 1. Credit for Income Tax Paid to Another State or Country - N.C. Residents Only

If you claim a tax credit for taxes paid to more than one state or country, do not complete Lines 1-6. Instead, complete the "Out-of-State Tax Credit Worksheet" in the instructions to determine the amount to enter on Line 7a.

1.	Total income from all sources while a resident of N.C. modified by N.C. adjustments to federal gross income	1.	84175
2.	Portion of Line 1 that was taxed by another state or country	2.	78433
3.	Divide Line 2 by Line 1	3.	0.9318
4.	Total North Carolina income tax (From Form D-400, Line 15)	4.	3855
5.	Multiply Line 4 by Line 3	5.	3592
6.	Amount of net tax paid to the other state or country on the income shown on Line 2	6.	3947
7a.	Credit for Income Tax Paid to Another State or Country	7a.	3592
7b.	Number of states or countries for which a credit is claimed	7b.	1

Part 2. Credits for Rehabilitating Historic Structures


Enter expenditures and expenses on Lines 8a, 9a, 10a, and 11a only in the first year the credit is taken. For Lines 8a and 9a, the expenditures and expenses must have been incurred prior to January 1, 2015. For Lines 10a and 11a, an eligibility certification must have been submitted to the State Historic Preservation Office prior to January 1, 2015. Enter the installment amount of the tax credit on Lines 8b, 9b, and 11b, and the total amount of the tax credit on 10b.

8a.	An income-producing historic structure (Article 3D)	8a.	0
8b.	Enter installment amount of credit	8b.	0
9a.	A nonincome-producing historic structure (Article 3D)	9a.	0
9b.	Enter installment amount of credit	9b.	0
10a.	An income-producing historic mill facility (Article 3H)	10a.	0
10b.	Enter amount of credit	10b.	0
11a.	A nonincome-producing historic mill facility (Article 3H)	11a.	0
11b.	Enter installment amount of credit	11b.	0
12.	An income-producing historic structure (Article 3L)	12.	0
13.	A nonincome-producing historic structure (Article 3L)	13.	0

(If you take a credit on Lines 12 or 13, attach Form NC-Rehab to the front of Form D-400.)


Part 3. Computation of Total Tax Credits to be Taken for Tax Year 2020

14.	Tax credits carried over from previous year	14.	0
15.	Add Lines 7a, 8b, 9b, 10b, 11b, 12, 13, and 14	15.	3592
16.	North Carolina income tax (From Form D-400, Line 15)	16.	3855
17.	Enter the lesser of Line 15 or Line 16	17.	3592
18.	Business incentive and energy tax credits (Attach Form NC-478 and any required supporting schedules to the front of Form D-400.)	18.	0
19.	Total Tax Credits to be Taken for Tax Year 2020	19.	3592





2100411512



Georgia Form 500 (Rev. 06/20/20) Individual Income Tax Return Georgia Department of Revenue 2020 (Approved software version)

Page 1

Fiscal Year Beginning

STATE NC ISSUED

Fiscal Year Ending

YOUR DRIVER'S LICENSE/STATE ID

000048619062

YOUR FIRST NAME 1. ABHINAY

MI YOUR SOCIAL SECURITY NUMBER 769-75-7485

LAST NAME (For Name Change See IT-511 Tax Booklet) PILLI

SUFFIX

SPOUSE'S FIRST NAME

MI SPOUSE'S SOCIAL SECURITY NUMBER

LAST NAME

SUFFIX

DEPARTMENT USE ONLY

ADDRESS (NUMBER AND STREET or P.O. BOX) (Use 2nd address line for Apt, Suite or Building Number) 2. 13301 PONTCHATRAIN AVENUE

CITY (Please insert a space if the city has multiple names) 3. CHARLOTTE

STATE ZIP CODE NC 28273

(COUNTRY IF FOREIGN)

4. Enter your Residency Status with the appropriate number 4. 3

Residency Status

1. FULL-YEAR RESIDENT 2. PART-YEAR RESIDENT TO 3. NONRESIDENT

Omit Lines 9 thru 14 and use Form 500 Schedule 3 if you are a part-year or nonresident filer.

5. Enter Filing Status with appropriate letter (See IT-511 Tax Booklet) 5. A

Filing Status

A. Single B. Married filing joint C. Married filing separate (Spouse's social security number must be entered above) D. Head of Household or Qualifying Widow(er)

6. Number of exemptions (Check appropriate box(es) and enter total in 6c.) 6a. Yourself [X] 6b. Spouse [] 6c. 1

7a. Number of Dependents (Enter details on Line 7b., and DO NOT include yourself or your spouse) 7a.

ALL PAGES (1-5) ARE REQUIRED FOR PROCESSING



2100411522

YOUR SOCIAL SECURITY NUMBER
 769-75-7485

7b. Dependents (If you have more than 4 dependents, attach a list of additional dependents)

First Name, MI. **Last Name**

Social Security Number **Relationship to You**

First Name, MI. **Last Name**

Social Security Number **Relationship to You**

First Name, MI. **Last Name**

Social Security Number **Relationship to You**

First Name, MI. **Last Name**

Social Security Number **Relationship to You**

INCOME COMPUTATIONS

If amount on line 8, 9, 10, 13 or 15 is negative, use the minus sign (-). Example -3,456.

- 8. Federal adjusted gross income (From Federal Form 1040)..... 8. 84175
 (Do not use FEDERAL TAXABLE INCOME) If the amount on Line 8 is \$40,000 or more, or your gross income is less than your W-2s you must include a copy of your Federal Form 1040 Pages 1, 2, and Schedule 1.
- 9. Adjustments from Form 500 Schedule 1 (See IT-511 Tax Booklet) 9.
- 10. Georgia adjusted gross income (Net total of Line 8 and Line 9)..... 10.
- 11. Standard Deduction (Do not use FEDERAL STANDARD DEDUCTION)..... 11a.
 (See IT-511 Tax Booklet)
 - b. Self: 65 or over? Blind? Total x 1,300=..... 11b.
 Spouse: 65 or over? Blind?
 - c. Total Standard Deduction (Line 11a + Line 11b)..... 11c.
 Use EITHER Line 11c OR Line 12c (Do not write on both lines)
- 12. Total Itemized Deductions used in computing Federal Taxable Income. If you use itemized deductions, you must include Federal Schedule A.
 - a. Federal Itemized Deductions (Schedule A-Form 1040) 12a.
 - b. Less adjustments: (See IT-511 Tax Booklet) 12b.
 - c. Georgia Total Itemized Deductions..... 12c.
- 13. Subtract either Line 11c or Line 12c from Line 10; enter balance..... 13.



2100411532

YOUR SOCIAL SECURITY NUMBER
 769-75-7485

14a. Enter the number from Line 6c. Multiply by \$2,700 for filing status A or D or multiply by \$3,700 for filing status B or C	14a.		
14b. Enter the number from Line 7a. Multiply by \$3,000.....	14b.		
14c. Add Lines 14a. and 14b. Enter total.....	14c.		
15a. Income before GA NOL (Line 13 less Line 14c or Schedule 3, Line 14).....	15a.	71631	
15b. Georgia NOL utilized (Cannot exceed Line 15a or the amount after applying the 80% limitation, see IT-511 Tax Booklet for more information)....	15b.		
15c. Georgia Taxable Income (Line 15a less Line 15b).....	15c.	71631	
16. Tax (Use the Tax Table in the IT-511 Tax Booklet)	16.	3947	
17. Low Income Credit	17a.	17b.	17c.
18. Other State(s) Tax Credit (Include a copy of the other state(s) return)	18.		
19. Credits used from IND-CR Summary Worksheet	19.		
20. Total Credits Used from Schedule 2 Georgia Tax Credits (must be filed electronically)	20.		
21. Total Credits Used (sum of Lines 17-20) cannot exceed Line 16	21.		0
22. Balance (Line 16 less Line 21) if zero or less than zero, enter zero	22.		3947

INCOME STATEMENT DETAILS Only enter income on which Georgia tax was withheld. Enter income from W-2s, 1099s, and G2-As on Line 4 GA Wages/Income. For other income statements complete Line 4 using the income reported from **Form G2-RP Line 12 or 13; Form G2-LP Line 11, or for Form G2-FL enter zero.**

(INCOME STATEMENT A)	(INCOME STATEMENT B)	(INCOME STATEMENT C)
1. WITHHOLDING TYPE: <input checked="" type="checkbox"/> W-2 <input type="checkbox"/> G2-A <input type="checkbox"/> G2-LP <input type="checkbox"/> 1099 <input type="checkbox"/> G2-FL <input type="checkbox"/> G2-RP	1. WITHHOLDING TYPE: <input type="checkbox"/> W-2 <input type="checkbox"/> G2-A <input type="checkbox"/> G2-LP <input type="checkbox"/> 1099 <input type="checkbox"/> G2-FL <input type="checkbox"/> G2-RP	1. WITHHOLDING TYPE: <input type="checkbox"/> W-2 <input type="checkbox"/> G2-A <input type="checkbox"/> G2-LP <input type="checkbox"/> 1099 <input type="checkbox"/> G2-FL <input type="checkbox"/> G2-RP
2. EMPLOYER/PAYER FEDERAL ID NUMBER (FEIN) <input checked="" type="checkbox"/> SSN <input type="checkbox"/> 811375415	2. EMPLOYER/PAYER FEDERAL ID NUMBER (FEIN) <input type="checkbox"/> SSN <input type="checkbox"/>	2. EMPLOYER/PAYER FEDERAL ID NUMBER (FEIN) <input type="checkbox"/> SSN <input type="checkbox"/>
3. EMPLOYER/PAYER STATE WITHHOLDING ID 3333641DU	3. EMPLOYER/PAYER STATE WITHHOLDING ID	3. EMPLOYER/PAYER STATE WITHHOLDING ID
4. GA WAGES / INCOME 78433	4. GA WAGES / INCOME	4. GA WAGES / INCOME
5. GA TAX WITHHELD 4146	5. GA TAX WITHHELD	5. GA TAX WITHHELD

PLEASE COMPLETE INCOME STATEMENT DETAILS ON PAGE 4.

ALL PAGES (1-5) ARE REQUIRED FOR PROCESSING

REV 02/15/21 PRO



YOUR SOCIAL SECURITY NUMBER
 769-75-7485

Page 4

(INCOME STATEMENT D)

1. **WITHHOLDING TYPE:**
 W-2 G2-A G2-LP
 1099 G2-FL G2-RP
2. **EMPLOYER/PAYER FEDERAL ID NUMBER (FEIN)** **SSN**

(INCOME STATEMENT E)

1. **WITHHOLDING TYPE:**
 W-2 G2-A G2-LP
 1099 G2-FL G2-RP
2. **EMPLOYER/PAYER FEDERAL ID NUMBER (FEIN)** **SSN**

(INCOME STATEMENT F)

1. **WITHHOLDING TYPE:**
 W-2 G2-A G2-LP
 1099 G2-FL G2-RP
2. **EMPLOYER/PAYER FEDERAL ID NUMBER (FEIN)** **SSN**

3. **EMPLOYER/PAYER STATE WITHHOLDING ID** 3. **EMPLOYER/PAYER STATE WITHHOLDING ID** 3. **EMPLOYER/PAYER STATE WITHHOLDING ID**
4. **GA WAGES / INCOME** 4. **GA WAGES / INCOME** 4. **GA WAGES / INCOME**
5. **GA TAX WITHHELD** 5. **GA TAX WITHHELD** 5. **GA TAX WITHHELD**

23. Georgia Income Tax Withheld on Wages and 1099s	23.	4146
<small>(Enter Tax Withheld Only and include W-2s and/or 1099s)</small>		
24. Other Georgia Income Tax Withheld	24.	
<small>(Must include G2-A, G2-FL, G2-LP and/or G2-RP)</small>		
25. Estimated Tax paid for 2020 and Form IT-560	25.	
26. Schedule 2B Refundable Tax Credits	26.	
<small>(Cannot be claimed unless filed electronically)</small>		
27. Total prepayment credits (Add Lines 23, 24, 25 and 26)	27.	4146
28. If Line 22 exceeds Line 27, subtract Line 27 from Line 22 and enter balance due	28.	
29. If Line 27 exceeds Line 22, subtract Line 22 from Line 27 and enter overpayment	29.	199
30. Amount to be credited to 2021 ESTIMATED TAX	30.	0
31. Georgia Wildlife Conservation Fund (No gift of less than \$1.00)	31.	
32. Georgia Fund for Children and Elderly (No gift of less than \$1.00)	32.	
33. Georgia Cancer Research Fund (No gift of less than \$1.00)	33.	
34. Georgia Land Conservation Program (No gift of less than \$1.00)	34.	
35. Georgia National Guard Foundation (No gift of less than \$1.00)	35.	
36. Dog & Cat Sterilization Fund (No gift of less than \$1.00)	36.	
37. Saving the Cure Fund (No gift of less than \$1.00)	37.	
38. Realizing Educational Achievement Can Happen (REACH) Program	38.	
<small>(No gift of less than \$1.00)</small>		



2100411552

YOUR SOCIAL SECURITY NUMBER
769-75-7485

Page 5

- 39. Public Safety Memorial Grant (No gift of less than \$1.00)..... 39.
- 40. Form 500 UET (Estimated tax penalty) 500 UET exception attached 40.
- 41. (If you owe) Add Lines 28, 31 thru 40 41.
MAKE CHECK PAYABLE TO GEORGIA DEPARTMENT OF REVENUE..

Amount Due Mail To:
GEORGIA DEPARTMENT OF REVENUE
PROCESSING CENTER, PO BOX 740399
ATLANTA, GA 30374-0399

42. (If you are due a refund) Subtract the sum of Lines 30 thru 40 from Line 29
THIS IS YOUR REFUND..... 42. 199
If you do not enter Direct Deposit information or if you are a first time filer you will be issued a paper check.

42a. Direct Deposit (U.S. Accounts Only)

Type: Checking Savings
Routing Number 011400495
Account Number 003881184126

Refund Due Mail To:
GEORGIA DEPARTMENT OF REVENUE
PROCESSING CENTER, PO BOX 740380
ATLANTA, GA 30374-0380

INCLUDE ALL ITEMS IN ENVELOPE, **DO NOT STAPLE YOUR CHECK, W-2s, OTHER WITHHOLDING DOCUMENTS, OR TAX RETURN.**
I/We declare under the penalties of perjury that I/we have examined this return (including accompanying schedules and statements) and to the best of my/our knowledge and belief, it is true, correct, and complete. If prepared by a person other than the taxpayer(s), this declaration is based on all information of which the preparer has knowledge. Georgia Public Revenue Code Section 48-2-31 stipulates that taxes shall be paid in lawful money of the United States, free of any expense to the State of Georgia.

Taxpayer's Signature (Check box if deceased)

Spouse's Signature (Check box if deceased)

Date

Date

Taxpayer's Phone Number
937-329-1612

I authorize DOR to discuss this return with the named preparer.

By providing my e-mail address I am authorizing the Georgia Department of Revenue to electronically notify me at the below e-mail address regarding any updates to my account(s).

Taxpayer's E-mail Address

SYAM PRIYA RAM SAGAR GUPTA TALLAM

Signature of Preparer
Name of Preparer Other Than Taxpayer
SYAM PRIYA RAM SAGAR GUPT

Preparer's Firm Name
GLOBAL TAXES LLC

Preparer's Phone Number
678-965-9522

Preparer's FEIN
30-1017196

Preparer's SSN/PTIN/SIDN
P02082703



2107411512

YOUR SOCIAL SECURITY NUMBER

769-75-7485

DO NOT USE LINES 9 THRU 14 OF PAGES 2 AND 3 FORM 500 or 500X

SCHEDULE 3 COMPUTATION OF GEORGIA TAXABLE INCOME FOR ONLY PART-YEAR RESIDENTS AND NONRESIDENTS.

Income earned in another state as a Georgia resident is taxable but other state(s) tax credit may apply. See IT-511 Tax Booklet.

FEDERAL INCOME AFTER GEORGIA ADJUSTMENT (COLUMN A)	INCOME NOT TAXABLE TO GEORGIA (COLUMN B)	GEORGIA INCOME (COLUMN C)
1. WAGES, SALARIES, TIPS, etc 92341	1. WAGES, SALARIES, TIPS, etc 13908	1. WAGES, SALARIES, TIPS, etc 78433
2. INTEREST AND DIVIDENDS 126	2. INTEREST AND DIVIDENDS 126	2. INTEREST AND DIVIDENDS 0
3. BUSINESS INCOME OR (LOSS)	3. BUSINESS INCOME OR (LOSS)	3. BUSINESS INCOME OR (LOSS)
4. OTHER INCOME OR (LOSS) -8292	4. OTHER INCOME OR (LOSS) -8292	4. OTHER INCOME OR (LOSS) 0
5. TOTAL INCOME: TOTAL LINES 1 THRU 4 84175	5. TOTAL INCOME: TOTAL LINES 1 THRU 4 5742	5. TOTAL INCOME: TOTAL LINES 1 THRU 4 78433
6. TOTAL ADJUSTMENTS FROM FORM 1040	6. TOTAL ADJUSTMENTS FROM FORM 1040	6. TOTAL ADJUSTMENTS FROM FORM 1040
7. TOTAL ADJUSTMENTS FROM FORM 500, SCHEDULE 1	7. TOTAL ADJUSTMENTS FROM FORM 500, SCHEDULE 1	7. TOTAL ADJUSTMENTS FROM FORM 500, SCHEDULE 1
8. ADJUSTED GROSS INCOME: LINE 5 PLUS OR MINUS LINES 6 AND 7 84175	8. ADJUSTED GROSS INCOME: LINE 5 PLUS OR MINUS LINES 6 AND 7 5742	8. ADJUSTED GROSS INCOME: LINE 5 PLUS OR MINUS LINES 6 AND 7 78433
9. RATIO: Divide Line 8, Column C by Line 8, Column A enter percentage or check the box for Time Ratio. <input type="checkbox"/> Enter percentage.....	9.	93.18 % Not to exceed 100%
10a. Itemized <input type="checkbox"/> or Standard Deduction <input checked="" type="checkbox"/> or Georgia Itemized <input type="checkbox"/> (See IT-511 Tax Booklet)	10a.	4600
10b. Additional Standard Deduction Self: 65 or over? <input type="checkbox"/> Blind? <input type="checkbox"/> Spouse: 65 or over? <input type="checkbox"/> Blind? <input type="checkbox"/> Total x 1,300=	10b.	
11. Personal Exemption from Form 500 (See IT-511 Tax Booklet)		
11a. Enter the number on Line 6c. from Form 500 or 500X 1 multiply by \$2,700 for filing status A or D or multiply by \$3,700 for filing status B or C	11a.	2700
11b. Enter the number on Line 7a. from Form 500 or 500X multiply by \$3,000...	11b.	
12. Total Deductions and Exemptions: Add Lines 10a, 10b, 11a, and 11b.....	12.	7300
13. Multiply Line 12 by Ratio on Line 9 and enter result	13.	6802
14. Income before GA NOL: Subtract Line 13 from Line 8, Column C Enter here and on Line 15a, Page 3 of Form 500 or Form 500X.....	14.	71631