

Get the most out of your statement

Your statement is broken down into **five** straight-forward categories, each designed to help you understand how your investments are performing:

- Measure overall account performance, past and present
- Track incoming/outgoing fees and rebates
- Monitor your portfolio's position allocation

Talk to us, follow us, watch us

For help with your account, Monday to Friday, 8 a.m. to 8 p.m. ET:

- Visit [chat](#) and we can help you immediately
- Call us at 1.888.783.7866
- Email support@questrade.com

For all other help, join the conversation:

- On [the Exchange](#), your online community
- Follow us on [Facebook](#) or [Twitter](#)
- Tune into our [YouTube](#) channel
- Visit our [LinkedIn](#) page

ACCOUNT STATEMENT

Order execution only account

Current month balance: **\$0.00**

(February 26, 2021)

Last month balance: **\$4,114.04**

(January 29, 2021)

GAYATHRI UPPARAPATI

609 DAVENPORT ROAD WATERLOO
ON N2L 6H9

Account #: 27782973

Type: Individual Margin

Currency: CAD/USD

Current month: February 26, 2021

Account opened: December 14, 2020

Dealer: Questrade, Inc.

CONTENT

01 SUMMARY

An overview of current and historical balances.

02 PERFORMANCE

Your current and historical rate of return.

03 INVESTMENT DETAILS

A detailed summary of cash and settled positions.

04 ACTIVITY DETAILS

A breakdown of cash and position changes during the month.

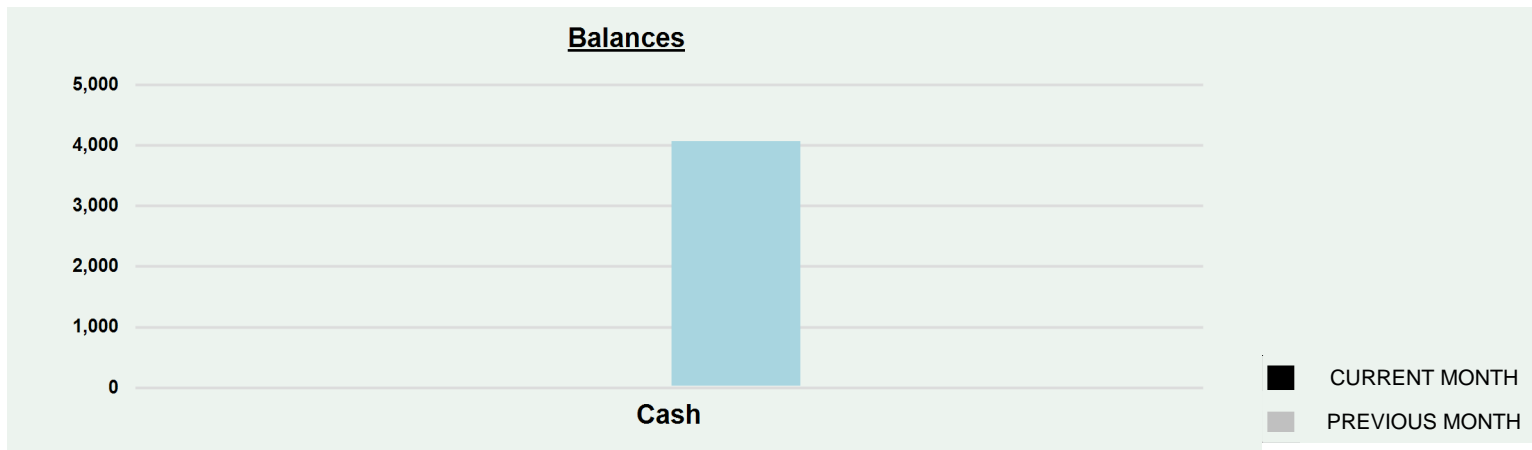
05 TRADES TO SETTLE AFTER MONTH END

A summary of all trades not settled by the end of the month.

Balances

Combined in (CAD)¹

	CURRENT MONTH			PREVIOUS MONTH		
	Owned Cash/Securities ²	Borrowed cash/ securities shorted ³	Total ⁴	Owned cash/securities ²	Borrowed cash/ securities shorted ³	Total ⁴
Cash	-	-	-	5,000.00	(885.96)	4,114.04
	-	-	-	5,000.00	(885.96)	4,114.04



01. SUMMARY

¹Combined in CAD

U.S. dollar amounts are totalled in Canadian dollars where applicable.

²Owned cash/securities

All assets including cash and securities owned (long positions).

³Borrowed cash/ securities shorted

All liabilities including cash, securities borrowed, and any written options.

⁴Total

The combined total of CAD and USD (if applicable) holdings in your account.



01. SUMMARY

Total Book Cost

Combined in (CAD)¹

	CURRENT MONTH	PREVIOUS MONTH		CURRENT MONTH	PREVIOUS MONTH
Total Market Value	-	-	Total Position Cost		
Total Cash	-	4,114.04	Total Cash	-	4,114.04
Total	-	4,114.04	Total	-	4,114.04

¹Combined in CAD

U.S. dollar amounts are totalled in Canadian dollars where applicable.

If one or more positions in your account has a position cost that was unable to be determined that position cost was considered as zero for the purposes of this summation.

01. SUMMARY

Balance Changes

Combined in (CAD)¹

	CURRENT MONTH	YEAR TO DATE	LAST YEAR	SINCE OPENED
Opening balance	4,114.04	4,121.54	-	-
Deposits	-	-	5,000.00	5,000.00
Withdrawals	(4,094.97)	(4,094.97)	-	(4,094.97)
Change in balance ²	(19.07)	(26.57)	(878.46)	(905.03)
Closing balance	-	-	4,121.54	-

¹Combined in CAD

U.S. dollar amounts are totalled in Canadian dollars where applicable using the current month FX rate.

²Change in balance

Determined using the following formula:

$$A - B - C + D$$

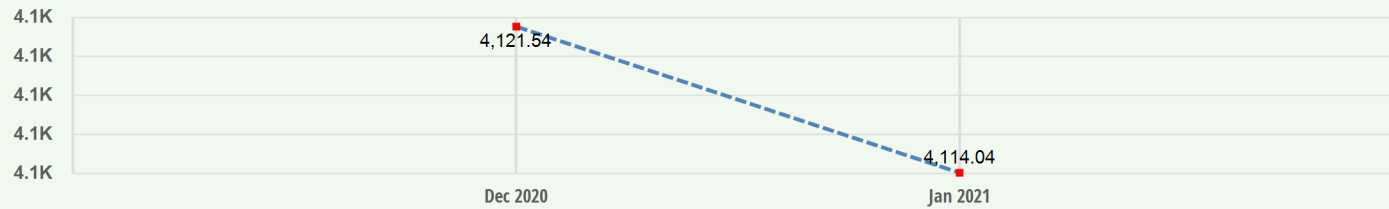
A = the market value of all cash and securities at the end of the period (e.g. current month, YTD, 2012, or since opened).

B = the market value of all cash and securities at the beginning of the period (e.g. current month, YTD, 2012, or since opened).

C = the market value of all deposits and transfers-in of cash and securities.

D = the market value of all withdrawals and transfers-out of cash and securities.

Closing balance (last 12 months)



Closing balance (yearly)



02. PERFORMANCE

Investment return

Combined in (CAD)¹

	CURRENT MONTH	YEAR TO DATE	SINCE OPENED
Money-weighted total return ²	(0.9)	(0.9)	(25.9)

¹Combined in CAD: U.S. dollar amounts are totalled in Canadian dollars where applicable.

²Money-weighted total return: Tracks all elements affecting your account performance over a specified period of time, expressed as a percentage. Includes cash movements (i.e. deposits/withdrawals and transfers in/out), as well as the total percentage return on your investments, net of charges.

How cash movements are calculated in your return:

- Cash inflows and outflows for all periods are based on the net change in cash as of the middle of each month.

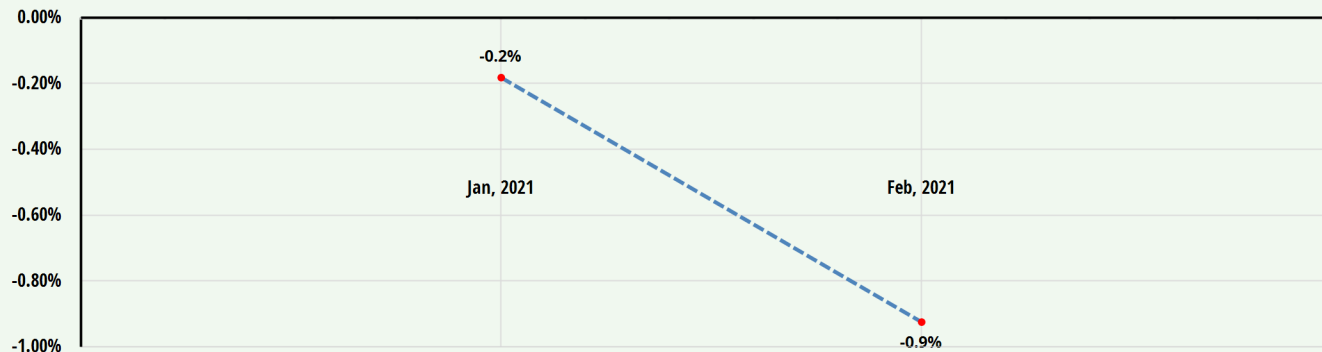
How total percentage return on your investments is calculated:

- The cumulative realized and unrealized capital gains and losses of an investment, plus income from the investment over a period of time, expressed as a percentage.

A dash (-) indicates that the money-weighted total return could not be calculated or was not calculated because the initial deposit was in the middle of the period.

Note: investment return uses a money-weighted total return calculation. In some instances, underlying values may not be correct. Please cross reference these calculations with your records to ensure accuracy. When securities are included and the market value was undetermined, these securities are assigned a \$0 value for calculation purposes only.

Investment return (last 12 months)





ACCOUNT STATEMENT

03. INVESTMENT DETAILS

¹Allocation of owned cash/securities

All assets including cash and securities owned (long positions).

²Combined in CAD

U.S. dollar amounts are totalled in Canadian dollars where applicable.

³Allocation (%)

The portfolio mix of your investments expressed as a percentage.

⁴Market value (\$)

Securities are generally valued using the most recent quoted price from an exchange as of the date of the statement. For an explanation of market value, including illiquid or non-exchange traded securities, please refer to the disclosures at the end of this statement.

⁵Allocation of borrowed cash/securities shorted

All liabilities including cash, securities borrowed, and any written options.

Cash

	PREVIOUS MONTH		
	CAD	USD	Combined in CAD ¹
Owned	5,000.00	-	5,000.00
Borrowed	-	(693.35)	(885.96)
	5,000.00	(693.35)	4,114.04

03. INVESTMENT DETAILS

¹Combined in CAD

U.S. dollar amounts are totalled in Canadian dollars where applicable.

04. ACTIVITY DETAILS

Cash changes

	CURRENT MONTH			YEAR TO DATE		
	CAD	USD	Combined in (CAD) ¹	CAD	USD	Combined in (CAD) ¹
Opening balance	5,000.00	(693.35)	4,114.04	5,000.00	(689.91)	4,121.54
Sales	-	-	-	-	-	-
Purchases	-	-	-	-	-	-
Interest ²	-	(2.13)	(2.71)	-	(5.57)	(7.10)
Dividends ²	-	-	-	-	-	-
Deposits ²	-	-	-	-	-	-
Withdrawals	(4,094.97)	-	(4,094.97)	(4,094.97)	-	(4,094.97)
Dividend reinvestment ²	-	-	-	-	-	-
FX conversion ²	(905.03)	695.48	(18.88)	(905.03)	695.48	(18.88)
Transfers ²	-	-	-	-	-	-
Corporate actions ²	-	-	-	-	-	-
Commission ²	-	-	-	-	-	-
Fees And Rebates	-	-	-	-	-	-
Other transactions ²	-	-	-	-	-	-
Change in starting cash from exchange rate ²	-	-	2.53	-	-	(0.59)
Closing balance	-	-	-	-	-	-

¹Combined in CAD

U.S. dollar amounts are totalled in Canadian dollars where applicable.

²Activity details

Interest: the balance of interest earned and paid.

Dividends: the balance of dividends earned and paid.

Deposits: the net amount of money put into the account during the month.

Commissions: the balance of commissions paid and rebated.

Dividend reinvestment: the amount of cash invested through a dividend reinvestment plan (DRIP).

FX conversion: the net amount of cash converted between CAD and USD.

Transfers: the value of assets transferred in and out of your account.

Corporate actions: the balance of cash earned and paid through non exchange events. E.g. option exercises and assignments, stock splits, mergers, acquisitions, rights issues, spin-offs, etc.

Other transactions: the balance of fees paid and rebated that are not categorized elsewhere.

Change in starting cash from exchange rate: the change in value of USD cash you hold after converting it to CAD.



04. ACTIVITY DETAILS

¹Combined in CAD

U.S. dollar amounts are totalled in Canadian dollars where applicable.

Investment income

Earned	CURRENT MONTH			YEAR TO DATE		
	CAD	USD	Combined in CAD ¹	CAD	USD	Combined in CAD ¹
Dividend		-	-		-	-
Interest		-	-		-	-
		-	-		-	-

Investment expenses

Paid	CURRENT MONTH			YEAR TO DATE		
	CAD	USD	Combined in CAD ¹	CAD	USD	Combined in CAD ¹
Interest		2.13	2.71		5.57	7.10
		2.13	2.71		5.57	7.10

04. ACTIVITY DETAILS

Transactions

¹Activity details

Transaction date (Trans. date): the date a transaction occurred.

Settle date: the date cash moved in or out of your account. Stock trades generally settle in two business days and options in one day. The settle date impacts interest paid and received.

Restricted share terms:

SUB-VTG: subordinate voting shares

REST-VTG: restricted voting shares

NON-VTG: non-voting shares

Gross: the total before any commission.

Commission (Com.): the total commission incurred on the trade.

Net: the total after commission is paid.

Trans Date. ¹	Settle Date. ¹	Activity type	Symbol	Description	CAD					USD			
					Qty	Price	Gross. ¹	Com. ¹	Net ¹	Price	Gross. ¹	Com. ¹	Net ¹
				Opening balance	-	-	-	-	5,000.00	-	-	-	(693.35)
02-01-2021	02-01-2021			INT FR 01/16 THRU01/31@ 7 % BAL 693 AVBAL 693	-	-	-	-	-	-	-	-	(2.13)
02-02-2021	02-02-2021	Foreign Exchange		CONVERSION - CAD/USD	-	-	-	-	(905.03)	-	-	-	695.48
02-05-2021	02-05-2021	EFT		ELECTRONIC FUND TRANSFER	-	-	-	-	(4,094.97)	-	-	-	-
				Closing balance	-	-	-	-	-	-	-	-	-

Glossary

Deferred sales charge (DSC): A fee charged by the mutual fund company when the investment is redeemed early. Learn more by reading the documents provided by the mutual fund company.

Accrued interest (Accr. int.): Interest income accumulated on a bond or loan but not yet paid. (shown when available).

% return: the profit and loss value divided by the position cost.
Note: please cross reference this calculation with your records to ensure accuracy.

For your information

Transactions this month

Transactions are displayed in chronological order. Opening and month-end balances are also shown. Transactions that settle after the date of this statement are excluded from your positions.

Transactions that have been settled at a price that is less than one tenth of one cent will be shown as having a price of - on your statement. The gross and net amounts will still show the full value of the transaction.

Security positions

Quantities listed as “shorted” indicate securities which are currently due from you. The “market value” of an exchange listed security is obtained from sources we believe to be reliable, but we do not guarantee the accuracy. For securities not listed on an exchange, or those that are traded infrequently, the value given is an estimate which may not reflect the actual price at which the security can be purchased or sold. When there is no data to indicate an estimated value, the security is priced as zero. “Segregated securities” are securities held in your account either registered in your name (SFK) or in bearer form (SEG).

Any free credit balances represent funds payable on demand which, although properly recorded in our books, are not segregated and may be used in the conduct of our business.

All plan accounts, except for RESPs, are registered with the Canada Revenue Agency for Questrade, Inc., agent for CIBC Trust Corporation or for Community Trust Company. RESP accounts are registered with the Canada Revenue Agency for Questrade, Inc., agent for CIBC Trust Corporation.

Shareholders communications (CSA National instrument 54-101) – Your instructions may be modified at any time by providing us with written notice.

The client agrees that notices made available online in our client website or sent to his/her designated email address shall be deemed received.

Price disclosure

Regarding activities that involved more than one transaction on the same security on the same side or transactions that took place on more than one marketplace, the information may be displayed on your statement in the aggregate. Details concerning the transaction will be provided upon request and without additional charge.

Member CIPF

Customers' accounts are protected by the Canadian Investor Protection Fund within specified limits. A brochure describing the nature and limits of coverage is available upon request. Our Summary Statement of Financial Position as of our most recent financial year and a list of our partners, Directors and Executives is available upon request. Our clients in British Columbia are entitled to certain additional information about us, including information about commissions and fees that we charge, and about any administrative proceedings that may relate to the firm or our staff.

Questrade, Inc. Related Party Disclosure

Questrade Wealth Management Inc. (QWM) and Questrade, Inc. are wholly owned subsidiaries of Questrade Financial Group Inc. Questrade, Inc. is a registered investment dealer, a member of the Investment Industry Regulatory Organization of Canada (IIROC) and a member of the Canadian Investor Protection Fund (CIPF), the benefits of which are limited to the activities undertaken by Questrade, Inc. QWM is not a member of IIROC or the CIPF. Questrade Wealth Management Inc. is a registered Portfolio Manager, Investment Fund Manager, and Exempt Market Dealer.

Community Trust Company is an affiliate of Questrade, Inc., a subsidiary of Questrade Financial Group Inc.

KYC Updates

Know Your Client information (“KYC”) is all of the information you have told us about yourself. This includes everything from your address to your investment time horizon. You agree to update your Know Your Client information when material changes happen in your life such as a change in your job or income or a change of address or a change in your financial circumstance.

Retain this statement for income tax purposes. Check for any errors, irregularities, or omissions. If any, report them within thirty (30) days by phone or email (details below). If we do not hear from you within the allotted time, this statement is considered correct as delivered.

We reserve the right to adjust this statement for errors or omissions.

If you have any questions, please contact us:

Email: support@questrade.com
Phone (toll free within Canada): 1.888.783.7866

Questrade, Inc.
5700 Yonge Street, Unit G1 – Ground floor
Toronto, ON
M2M 4K2