

IRS e-file Signature Authorization

▶ ERO must obtain and retain completed Form 8879.
▶ Go to www.irs.gov/Form8879 for the latest information.

Submission Identification Number (SID) ▶

Taxpayer's name ISAMAR M RODRIGUEZ LIMA	Social security number 150-92-0265
Spouse's name MANOJ ENUGALA	Spouse's social security number 790-26-2705

Part I Tax Return Information – Tax Year Ending December 31, 2020 (Enter year you are authorizing.)

Enter whole dollars only on lines 1 through 5.

Note: Form 1040-SS filers use line 4 only. Leave lines 1, 2, 3, and 5 blank.

1 Adjusted gross income	1	97,212.
2 Total tax	2	7,778.
3 Federal income tax withheld from Form(s) W-2 and Form(s) 1099	3	7,897.
4 Amount you want refunded to you	4	119.
5 Amount you owe	5	

Part II Taxpayer Declaration and Signature Authorization (Be sure you get and keep a copy of your return)

Under penalties of perjury, I declare that I have examined a copy of the income tax return (original or amended) I am now authorizing, and to the best of my knowledge and belief, it is true, correct, and complete. I further declare that the amounts in Part I above are the amounts from the income tax return (original or amended) I am now authorizing. I consent to allow my intermediate service provider, transmitter, or electronic return originator (ERO) to send my return to the IRS and to receive from the IRS (a) an acknowledgement of receipt or reason for rejection of the transmission, (b) the reason for any delay in processing the return or refund, and (c) the date of any refund. If applicable, I authorize the U.S. Treasury and its designated Financial Agent to initiate an ACH electronic funds withdrawal (direct debit) entry to the financial institution account indicated in the tax preparation software for payment of my federal taxes owed on this return and/or a payment of estimated tax, and the financial institution to debit the entry to this account. This authorization is to remain in full force and effect until I notify the U.S. Treasury Financial Agent to terminate the authorization. To revoke (cancel) a payment, I must contact the U.S. Treasury Financial Agent at 1-888-353-4537. Payment cancellation requests must be received no later than 2 business days prior to the payment (settlement) date. I also authorize the financial institutions involved in the processing of the electronic payment of taxes to receive confidential information necessary to answer inquiries and resolve issues related to the payment. I further acknowledge that the personal identification number (PIN) below is my signature for the income tax return (original or amended) I am now authorizing and, if applicable, my Electronic Funds Withdrawal Consent.

Taxpayer's PIN: check one box only

- I authorize GLOBAL TAXES LLC to enter or generate my PIN

2	0	2	6	5
---	---	---	---	---

 as my signature on the income tax return (original or amended) I am now authorizing.
ERO firm name
Enter five digits, but don't enter all zeros
- I will enter my PIN as my signature on the income tax return (original or amended) I am now authorizing. Check this box **only** if you are entering your own PIN **and** your return is filed using the Practitioner PIN method. The ERO must complete Part III below.

Your signature ▶ _____ Date ▶ _____

Spouse's PIN: check one box only

- I authorize GLOBAL TAXES LLC to enter or generate my PIN

6	2	7	0	5
---	---	---	---	---

 as my signature on the income tax return (original or amended) I am now authorizing.
ERO firm name
Enter five digits, but don't enter all zeros
- I will enter my PIN as my signature on the income tax return (original or amended) I am now authorizing. Check this box **only** if you are entering your own PIN **and** your return is filed using the Practitioner PIN method. The ERO must complete Part III below.

Spouse's signature ▶ _____ Date ▶ _____

Practitioner PIN Method Returns Only—continue below

Part III Certification and Authentication – Practitioner PIN Method Only

ERO's EFIN/PIN. Enter your six-digit EFIN followed by your five-digit self-selected PIN.

5	8	7	2	7	8	6	1	9	8	9
---	---	---	---	---	---	---	---	---	---	---

Don't enter all zeros

I certify that the above numeric entry is my PIN, which is my signature for the electronic individual income tax return (original or amended) I am now authorized to file for tax year indicated above for the taxpayer(s) indicated above. I confirm that I am submitting this return in accordance with the requirements of the Practitioner PIN method and **Pub. 1345**, Handbook for Authorized IRS e-file Providers of Individual Income Tax Returns.

ERO's signature ▶ _____ Date ▶ _____

ERO Must Retain This Form – See Instructions
Don't Submit This Form to the IRS Unless Requested To Do So

Filing Status [] Single [X] Married filing jointly [] Married filing separately (MFS) [] Head of household (HOH) [] Qualifying widow(er) (QW)
Check only one box. If you checked the MFS box, enter the name of your spouse. If you checked the HOH or QW box, enter the child's name if the qualifying person is a child but not your dependent

Personal information section including: Your first name and middle initial (ISAMAR M), Last name (RODRIGUEZ LIMA), Your social security number (150-92-0265), Spouse's social security number (790-26-2705), Home address (61 MYRTLE AVE, IRVINGTON, NJ), and Presidential Election Campaign information.

At any time during 2020, did you receive, sell, send, exchange, or otherwise acquire any financial interest in any virtual currency? [] Yes [X] No

Standard Deduction Someone can claim: [] You as a dependent [] Your spouse as a dependent [] Spouse itemizes on a separate return or you were a dual-status alien

Age/Blindness You: [] Were born before January 2, 1956 [] Are blind Spouse: [] Was born before January 2, 1956 [] Is blind

Dependents table with columns: (1) First name Last name, (2) Social security number, (3) Relationship to you, (4) Child tax credit, Credit for other dependents. Includes entry for JOSEPH LIMA RODRIGUEZ LIMA.

Main income tax calculation table with rows 1-15. Includes sections for Attach Sch. B if required, Standard Deduction for, and Taxable income calculation.

For Disclosure, Privacy Act, and Paperwork Reduction Act Notice, see separate instructions.

16	Tax (see instructions). Check if any from Form(s): 1 <input type="checkbox"/> 8814 2 <input type="checkbox"/> 4972 3 <input type="checkbox"/> _____	16	8,278.
17	Amount from Schedule 2, line 3	17	
18	Add lines 16 and 17	18	8,278.
19	Child tax credit or credit for other dependents	19	500.
20	Amount from Schedule 3, line 7	20	
21	Add lines 19 and 20	21	500.
22	Subtract line 21 from line 18. If zero or less, enter -0-	22	7,778.
23	Other taxes, including self-employment tax, from Schedule 2, line 10	23	0.
24	Add lines 22 and 23. This is your total tax	24	7,778.
25	Federal income tax withheld from:		
a	Form(s) W-2	25a	7,897.
b	Form(s) 1099	25b	0.
c	Other forms (see instructions)	25c	
d	Add lines 25a through 25c	25d	7,897.
26	2020 estimated tax payments and amount applied from 2019 return	26	
27	Earned income credit (EIC) NO	27	
28	Additional child tax credit. Attach Schedule 8812	28	
29	American opportunity credit from Form 8863, line 8	29	
30	Recovery rebate credit. See instructions	30	
31	Amount from Schedule 3, line 13	31	
32	Add lines 27 through 31. These are your total other payments and refundable credits	32	
33	Add lines 25d, 26, and 32. These are your total payments	33	7,897.

• If you have a qualifying child, attach Sch. EIC.
• If you have nontaxable combat pay, see instructions.

Refund

34	If line 33 is more than line 24, subtract line 24 from line 33. This is the amount you overpaid	34	119.
35a	Amount of line 34 you want refunded to you . If Form 8888 is attached, check here <input type="checkbox"/>	35a	119.
b	Routing number 011900254	c	Type: <input checked="" type="checkbox"/> Checking <input type="checkbox"/> Savings
d	Account number 4400661438740240		
36	Amount of line 34 you want applied to your 2021 estimated tax	36	

Amount You Owe

For details on how to pay, see instructions.

37	Subtract line 33 from line 24. This is the amount you owe now	37	
38	Estimated tax penalty (see instructions)	38	

Third Party Designee

Do you want to allow another person to discuss this return with the IRS? See instructions **Yes**. Complete below. **No**

Designee's name _____ Phone no. _____ Personal identification number (PIN) _____

Sign Here

Under penalties of perjury, I declare that I have examined this return and accompanying schedules and statements, and to the best of my knowledge and belief, they are true, correct, and complete. Declaration of preparer (other than taxpayer) is based on all information of which preparer has any knowledge.

Your signature	Date	Your occupation QUALITY MANAGER	If the IRS sent you an Identity Protection PIN, enter it here (see inst.)
Spouse's signature. If a joint return, both must sign.	Date	Spouse's occupation SOFTWARE ENGINEER	If the IRS sent your spouse an Identity Protection PIN, enter it here (see inst.)

Phone no. _____ Email address _____

Paid Preparer Use Only

Preparer's name SYAM PRIYA RAM SAGAR GUPTA TALLAM	Preparer's signature SYAM PRIYA RAM SAGAR GUPTA TALLAM	Date 04/02/2021	PTIN P02082703	Check if: <input type="checkbox"/> Self-employed
Firm's name GLOBAL TAXES LLC	Firm's address 2530 Pebble Creek Ln Cumming GA 30041		Phone no. (678) 965-9522	Firm's EIN 30-1017196

**SCHEDULE 1
(Form 1040)**

Department of the Treasury
Internal Revenue Service

Additional Income and Adjustments to Income

▶ **Attach to Form 1040, 1040-SR, or 1040-NR.**
▶ **Go to www.irs.gov/Form1040 for instructions and the latest information.**

OMB No. 1545-0074

2020
Attachment
Sequence No. **01**

Name(s) shown on Form 1040, 1040-SR, or 1040-NR
ISAMAR M RODRIGUEZ LIMA & MANOJ ENUGALA

Your social security number
150-92-0265

Part I Additional Income

1	Taxable refunds, credits, or offsets of state and local income taxes	1	
2a	Alimony received	2a	
b	Date of original divorce or separation agreement (see instructions) ▶ _____		
3	Business income or (loss). Attach Schedule C	3	-2,138.
4	Other gains or (losses). Attach Form 4797	4	
5	Rental real estate, royalties, partnerships, S corporations, trusts, etc. Attach Schedule E	5	
6	Farm income or (loss). Attach Schedule F	6	
7	Unemployment compensation	7	
8	Other income. List type and amount ▶ _____	8	
9	Combine lines 1 through 8. Enter here and on Form 1040, 1040-SR, or 1040-NR, line 8	9	-2,138.

Part II Adjustments to Income

10	Educator expenses	10	
11	Certain business expenses of reservists, performing artists, and fee-basis government officials. Attach Form 2106	11	
12	Health savings account deduction. Attach Form 8889	12	
13	Moving expenses for members of the Armed Forces. Attach Form 3903	13	
14	Deductible part of self-employment tax. Attach Schedule SE	14	
15	Self-employed SEP, SIMPLE, and qualified plans	15	
16	Self-employed health insurance deduction	16	
17	Penalty on early withdrawal of savings	17	
18a	Alimony paid	18a	
b	Recipient's SSN ▶ _____		
c	Date of original divorce or separation agreement (see instructions) ▶ _____		
19	IRA deduction	19	
20	Student loan interest deduction	20	
21	Tuition and fees deduction. Attach Form 8917	21	
22	Add lines 10 through 21. These are your adjustments to income . Enter here and on Form 1040, 1040-SR, or 1040-NR, line 10a	22	

**SCHEDULE C
(Form 1040)**

**Profit or Loss From Business
(Sole Proprietorship)**

OMB No. 1545-0074

2020
Attachment
Sequence No. **09**

Department of the Treasury
Internal Revenue Service (99)

▶ Go to www.irs.gov/ScheduleC for instructions and the latest information.

▶ Attach to Form 1040, 1040-SR, 1040-NR, or 1041; partnerships generally must file Form 1065.

Name of proprietor ISAMAR M RODRIGUEZ LIMA		Social security number (SSN) 150-92-0265
A Principal business or profession, including product or service (see instructions) CAR DRIVER	B Enter code from instructions ▶ 4 8 5 3 0 0	
C Business name. If no separate business name, leave blank. MANOJ ENUGALA	D Employer ID number (EIN) (see instr.) 	
E Business address (including suite or room no.) ▶ 61 MYRTLE AVE APT B5 City, town or post office, state, and ZIP code IRVINGTON, NJ 07111		
F Accounting method: (1) <input checked="" type="checkbox"/> Cash (2) <input type="checkbox"/> Accrual (3) <input type="checkbox"/> Other (specify) ▶		
G Did you "materially participate" in the operation of this business during 2020? If "No," see instructions for limit on losses		<input checked="" type="checkbox"/> Yes <input type="checkbox"/> No
H If you started or acquired this business during 2020, check here		<input type="checkbox"/>
I Did you make any payments in 2020 that would require you to file Form(s) 1099? See instructions		<input type="checkbox"/> Yes <input checked="" type="checkbox"/> No
J If "Yes," did you or will you file required Form(s) 1099?		<input type="checkbox"/> Yes <input type="checkbox"/> No

Part I Income

1 Gross receipts or sales. See instructions for line 1 and check the box if this income was reported to you on Form W-2 and the "Statutory employee" box on that form was checked ▶ <input type="checkbox"/>	1	1,317.
2 Returns and allowances	2	
3 Subtract line 2 from line 1	3	1,317.
4 Cost of goods sold (from line 42)	4	
5 Gross profit. Subtract line 4 from line 3	5	1,317.
6 Other income, including federal and state gasoline or fuel tax credit or refund (see instructions)	6	
7 Gross income. Add lines 5 and 6 ▶	7	1,317.

Part II Expenses. Enter expenses for business use of your home **only** on line 30.

8 Advertising	8		18 Office expense (see instructions)	18	
9 Car and truck expenses (see instructions)	9		19 Pension and profit-sharing plans	19	
10 Commissions and fees	10		20 Rent or lease (see instructions):		
11 Contract labor (see instructions)	11		a Vehicles, machinery, and equipment	20a	
12 Depletion	12		b Other business property	20b	
13 Depreciation and section 179 expense deduction (not included in Part III) (see instructions)	13		21 Repairs and maintenance	21	
14 Employee benefit programs (other than on line 19)	14		22 Supplies (not included in Part III)	22	
15 Insurance (other than health)	15		23 Taxes and licenses	23	
16 Interest (see instructions):			24 Travel and meals:		
a Mortgage (paid to banks, etc.)	16a		a Travel	24a	
b Other	16b		b Deductible meals (see instructions)	24b	600.
17 Legal and professional services	17		25 Utilities	25	1,080.
28 Total expenses before expenses for business use of home. Add lines 8 through 27a ▶	28		26 Wages (less employment credits)	26	
29 Tentative profit or (loss). Subtract line 28 from line 7	29		27a Other expenses (from line 48)	27a	
30 Expenses for business use of your home. Do not report these expenses elsewhere. Attach Form 8829 unless using the simplified method. See instructions. Simplified method filers only: Enter the total square footage of (a) your home: _____ and (b) the part of your home used for business: _____. Use the Simplified Method Worksheet in the instructions to figure the amount to enter on line 30	30		27b Reserved for future use	27b	
31 Net profit or (loss). Subtract line 30 from line 29. • If a profit, enter on both Schedule 1 (Form 1040), line 3 , and on Schedule SE, line 2 . (If you checked the box on line 1, see instructions). Estates and trusts, enter on Form 1041, line 3 . • If a loss, you must go to line 32.	31				-363.
32 If you have a loss, check the box that describes your investment in this activity. See instructions. • If you checked 32a, enter the loss on both Schedule 1 (Form 1040), line 3 , and on Schedule SE, line 2 . (If you checked the box on line 1, see the line 31 instructions). Estates and trusts, enter on Form 1041, line 3 . • If you checked 32b, you must attach Form 6198 . Your loss may be limited.					

32a All investment is at risk.
32b Some investment is not at risk.

**SCHEDULE C
(Form 1040)**

**Profit or Loss From Business
(Sole Proprietorship)**

OMB No. 1545-0074

2020
Attachment
Sequence No. **09**

Department of the Treasury
Internal Revenue Service (99)

▶ Go to www.irs.gov/ScheduleC for instructions and the latest information.

▶ Attach to Form 1040, 1040-SR, 1040-NR, or 1041; partnerships generally must file Form 1065.

Name of proprietor ISAMAR M RODRIGUEZ LIMA		Social security number (SSN) 150-92-0265
A Principal business or profession, including product or service (see instructions) SOFTWARE ENGINEER	B Enter code from instructions ▶ 5 1 9 1 0 0	
C Business name. If no separate business name, leave blank. TECHLANCE CONSULTING LLC	D Employer ID number (EIN) (see instr.) 8 5 0 7 7 1 7 8 7	
E Business address (including suite or room no.) ▶ 90 EAST HALSEY ROAD STE.333#486 City, town or post office, state, and ZIP code PARSIPPANY, NJ 07054		
F Accounting method: (1) <input checked="" type="checkbox"/> Cash (2) <input type="checkbox"/> Accrual (3) <input type="checkbox"/> Other (specify) ▶		
G Did you "materially participate" in the operation of this business during 2020? If "No," see instructions for limit on losses		<input checked="" type="checkbox"/> Yes <input type="checkbox"/> No
H If you started or acquired this business during 2020, check here		<input type="checkbox"/>
I Did you make any payments in 2020 that would require you to file Form(s) 1099? See instructions		<input type="checkbox"/> Yes <input checked="" type="checkbox"/> No
J If "Yes," did you or will you file required Form(s) 1099?		<input type="checkbox"/> Yes <input type="checkbox"/> No

Part I Income

1 Gross receipts or sales. See instructions for line 1 and check the box if this income was reported to you on Form W-2 and the "Statutory employee" box on that form was checked ▶ <input type="checkbox"/>	1	18,330.
2 Returns and allowances	2	
3 Subtract line 2 from line 1	3	18,330.
4 Cost of goods sold (from line 42)	4	
5 Gross profit. Subtract line 4 from line 3	5	18,330.
6 Other income, including federal and state gasoline or fuel tax credit or refund (see instructions)	6	
7 Gross income. Add lines 5 and 6 ▶	7	18,330.

Part II Expenses. Enter expenses for business use of your home **only** on line 30.

8 Advertising	8			18 Office expense (see instructions)	18	
9 Car and truck expenses (see instructions)	9			19 Pension and profit-sharing plans	19	
10 Commissions and fees	10			20 Rent or lease (see instructions):		
11 Contract labor (see instructions)	11			a Vehicles, machinery, and equipment	20a	
12 Depletion	12			b Other business property	20b	12,160.
13 Depreciation and section 179 expense deduction (not included in Part III) (see instructions)	13			21 Repairs and maintenance	21	
14 Employee benefit programs (other than on line 19)	14			22 Supplies (not included in Part III)	22	
15 Insurance (other than health)	15			23 Taxes and licenses	23	
16 Interest (see instructions):				24 Travel and meals:		
a Mortgage (paid to banks, etc.)	16a			a Travel	24a	
b Other	16b			b Deductible meals (see instructions)	24b	
17 Legal and professional services	17			25 Utilities	25	
28 Total expenses before expenses for business use of home. Add lines 8 through 27a ▶	28			26 Wages (less employment credits)	26	
29 Tentative profit or (loss). Subtract line 28 from line 7	29			27a Other expenses (from line 48)	27a	7,945.
30 Expenses for business use of your home. Do not report these expenses elsewhere. Attach Form 8829 unless using the simplified method. See instructions. Simplified method filers only: Enter the total square footage of (a) your home: _____ and (b) the part of your home used for business: _____. Use the Simplified Method Worksheet in the instructions to figure the amount to enter on line 30	30			27b Reserved for future use	27b	
31 Net profit or (loss). Subtract line 30 from line 29. • If a profit, enter on both Schedule 1 (Form 1040), line 3 , and on Schedule SE, line 2 . (If you checked the box on line 1, see instructions). Estates and trusts, enter on Form 1041, line 3 . • If a loss, you must go to line 32.	31			28 Total expenses before expenses for business use of home. Add lines 8 through 27a ▶	28	20,105.
32 If you have a loss, check the box that describes your investment in this activity. See instructions. • If you checked 32a, enter the loss on both Schedule 1 (Form 1040), line 3 , and on Schedule SE, line 2 . (If you checked the box on line 1, see the line 31 instructions). Estates and trusts, enter on Form 1041, line 3 . • If you checked 32b, you must attach Form 6198 . Your loss may be limited.				29 Tentative profit or (loss). Subtract line 28 from line 7	29	-1,775.
				31 Net profit or (loss). Subtract line 30 from line 29. • If a profit, enter on both Schedule 1 (Form 1040), line 3 , and on Schedule SE, line 2 . (If you checked the box on line 1, see instructions). Estates and trusts, enter on Form 1041, line 3 . • If a loss, you must go to line 32.	31	-1,775.
				32a <input checked="" type="checkbox"/> All investment is at risk.		
				32b <input type="checkbox"/> Some investment is not at risk.		

Part III Cost of Goods Sold (see instructions)

33 Method(s) used to value closing inventory: **a** Cost **b** Lower of cost or market **c** Other (attach explanation)

34 Was there any change in determining quantities, costs, or valuations between opening and closing inventory?
If "Yes," attach explanation **Yes** **No**

35 Inventory at beginning of year. If different from last year's closing inventory, attach explanation . . .	35	
36 Purchases less cost of items withdrawn for personal use	36	
37 Cost of labor. Do not include any amounts paid to yourself	37	
38 Materials and supplies	38	
39 Other costs	39	
40 Add lines 35 through 39	40	
41 Inventory at end of year	41	
42 Cost of goods sold. Subtract line 41 from line 40. Enter the result here and on line 4	42	

Part IV Information on Your Vehicle. Complete this part **only** if you are claiming car or truck expenses on line 9 and are not required to file Form 4562 for this business. See the instructions for line 13 to find out if you must file Form 4562.

43 When did you place your vehicle in service for business purposes? (month/day/year) ▶

44 Of the total number of miles you drove your vehicle during 2020, enter the number of miles you used your vehicle for:

a Business **b** Commuting (see instructions) **c** Other

45 Was your vehicle available for personal use during off-duty hours? **Yes** **No**

46 Do you (or your spouse) have another vehicle available for personal use?. **Yes** **No**

47a Do you have evidence to support your deduction? **Yes** **No**

b If "Yes," is the evidence written? **Yes** **No**

Part V Other Expenses. List below business expenses not included on lines 8–26 or line 30.

INCORPORATION CHARGES		945.
E-MAIL CHARGES		120.
BOOK KEEPING CHARGES		860.
INSURANCE		788.
PAY ROLL		5,020.
OTHER CHARGES		50.
BANK CHARGES		162.
48 Total other expenses. Enter here and on line 27a	48	7,945.

SCHEDULE D
(Form 1040)

Capital Gains and Losses

OMB No. 1545-0074

2020

Attachment
Sequence No. **12**

Department of the Treasury
Internal Revenue Service (99)

▶ **Attach to Form 1040, 1040-SR, or 1040-NR.**
▶ **Go to www.irs.gov/ScheduleD for instructions and the latest information.**
▶ **Use Form 8949 to list your transactions for lines 1b, 2, 3, 8b, 9, and 10.**

Name(s) shown on return

ISAMAR M RODRIGUEZ LIMA & MANOJ ENUGALA

Your social security number

150-92-0265

Did you dispose of any investment(s) in a qualified opportunity fund during the tax year? **Yes** **No**

If "Yes," attach Form 8949 and see its instructions for additional requirements for reporting your gain or loss.

Part I Short-Term Capital Gains and Losses—Generally Assets Held One Year or Less (see instructions)

See instructions for how to figure the amounts to enter on the lines below.

This form may be easier to complete if you round off cents to whole dollars.

	(d) Proceeds (sales price)	(e) Cost (or other basis)	(g) Adjustments to gain or loss from Form(s) 8949, Part I, line 2, column (g)	(h) Gain or (loss) Subtract column (e) from column (d) and combine the result with column (g)
1a Totals for all short-term transactions reported on Form 1099-B for which basis was reported to the IRS and for which you have no adjustments (see instructions). However, if you choose to report all these transactions on Form 8949, leave this line blank and go to line 1b .				
1b Totals for all transactions reported on Form(s) 8949 with Box A checked	1,029.	232.		797.
2 Totals for all transactions reported on Form(s) 8949 with Box B checked				
3 Totals for all transactions reported on Form(s) 8949 with Box C checked				
4 Short-term gain from Form 6252 and short-term gain or (loss) from Forms 4684, 6781, and 8824				4
5 Net short-term gain or (loss) from partnerships, S corporations, estates, and trusts from Schedule(s) K-1				5
6 Short-term capital loss carryover. Enter the amount, if any, from line 8 of your Capital Loss Carryover Worksheet in the instructions				6 ()
7 Net short-term capital gain or (loss). Combine lines 1a through 6 in column (h). If you have any long-term capital gains or losses, go to Part II below. Otherwise, go to Part III on the back				7 797.

Part II Long-Term Capital Gains and Losses—Generally Assets Held More Than One Year (see instructions)

See instructions for how to figure the amounts to enter on the lines below.

This form may be easier to complete if you round off cents to whole dollars.

	(d) Proceeds (sales price)	(e) Cost (or other basis)	(g) Adjustments to gain or loss from Form(s) 8949, Part II, line 2, column (g)	(h) Gain or (loss) Subtract column (e) from column (d) and combine the result with column (g)
8a Totals for all long-term transactions reported on Form 1099-B for which basis was reported to the IRS and for which you have no adjustments (see instructions). However, if you choose to report all these transactions on Form 8949, leave this line blank and go to line 8b .				
8b Totals for all transactions reported on Form(s) 8949 with Box D checked	166.	37.		129.
9 Totals for all transactions reported on Form(s) 8949 with Box E checked				
10 Totals for all transactions reported on Form(s) 8949 with Box F checked				
11 Gain from Form 4797, Part I; long-term gain from Forms 2439 and 6252; and long-term gain or (loss) from Forms 4684, 6781, and 8824				11
12 Net long-term gain or (loss) from partnerships, S corporations, estates, and trusts from Schedule(s) K-1				12
13 Capital gain distributions. See the instructions				13
14 Long-term capital loss carryover. Enter the amount, if any, from line 13 of your Capital Loss Carryover Worksheet in the instructions				14 ()
15 Net long-term capital gain or (loss). Combine lines 8a through 14 in column (h). Then, go to Part III on the back				15 129.

Part III Summary

16	Combine lines 7 and 15 and enter the result	16	926.
	<ul style="list-style-type: none"> • If line 16 is a gain, enter the amount from line 16 on Form 1040, 1040-SR, or 1040-NR, line 7. Then, go to line 17 below. • If line 16 is a loss, skip lines 17 through 20 below. Then, go to line 21. Also be sure to complete line 22. • If line 16 is zero, skip lines 17 through 21 below and enter -0- on Form 1040, 1040-SR, or 1040-NR, line 7. Then, go to line 22. 		
17	Are lines 15 and 16 both gains? <input checked="" type="checkbox"/> Yes. Go to line 18. <input type="checkbox"/> No. Skip lines 18 through 21, and go to line 22.		
18	If you are required to complete the 28% Rate Gain Worksheet (see instructions), enter the amount, if any, from line 7 of that worksheet ▶	18	
19	If you are required to complete the Unrecaptured Section 1250 Gain Worksheet (see instructions), enter the amount, if any, from line 18 of that worksheet ▶	19	
20	Are lines 18 and 19 both zero or blank and are you not filing Form 4952? <input checked="" type="checkbox"/> Yes. Complete the Qualified Dividends and Capital Gain Tax Worksheet in the instructions for Forms 1040 and 1040-SR, line 16. Don't complete lines 21 and 22 below. <input type="checkbox"/> No. Complete the Schedule D Tax Worksheet in the instructions. Don't complete lines 21 and 22 below.		
21	If line 16 is a loss, enter here and on Form 1040, 1040-SR, or 1040-NR, line 7, the smaller of: <ul style="list-style-type: none"> • The loss on line 16; or • (\$3,000), or if married filing separately, (\$1,500) } 	21	()
	Note: When figuring which amount is smaller, treat both amounts as positive numbers.		
22	Do you have qualified dividends on Form 1040, 1040-SR, or 1040-NR, line 3a? <input type="checkbox"/> Yes. Complete the Qualified Dividends and Capital Gain Tax Worksheet in the instructions for Forms 1040 and 1040-SR, line 16. <input type="checkbox"/> No. Complete the rest of Form 1040, 1040-SR, or 1040-NR.		

Sales and Other Dispositions of Capital Assets

Department of the Treasury
Internal Revenue Service

► Go to www.irs.gov/Form8949 for instructions and the latest information.
► File with your Schedule D to list your transactions for lines 1b, 2, 3, 8b, 9, and 10 of Schedule D.

Name(s) shown on return

Social security number or taxpayer identification number

ISAMAR M RODRIGUEZ LIMA & MANOJ ENUGALA

150-92-0265

Before you check Box A, B, or C below, see whether you received any Form(s) 1099-B or substitute statement(s) from your broker. A substitute statement will have the same information as Form 1099-B. Either will show whether your basis (usually your cost) was reported to the IRS by your broker and may even tell you which box to check.

Part I Short-Term. Transactions involving capital assets you held 1 year or less are generally short-term (see instructions). For long-term transactions, see page 2.

Note: You may aggregate all short-term transactions reported on Form(s) 1099-B showing basis was reported to the IRS and for which no adjustments or codes are required. Enter the totals directly on Schedule D, line 1a; you aren't required to report these transactions on Form 8949 (see instructions).

You must check Box A, B, or C below. Check only one box. If more than one box applies for your short-term transactions, complete a separate Form 8949, page 1, for each applicable box. If you have more short-term transactions than will fit on this page for one or more of the boxes, complete as many forms with the same box checked as you need.

- (A)** Short-term transactions reported on Form(s) 1099-B showing basis was reported to the IRS (see **Note** above)
- (B)** Short-term transactions reported on Form(s) 1099-B showing basis **wasn't** reported to the IRS
- (C)** Short-term transactions not reported to you on Form 1099-B

1	(a) Description of property (Example: 100 sh. XYZ Co.)	(b) Date acquired (Mo., day, yr.)	(c) Date sold or disposed of (Mo., day, yr.)	(d) Proceeds (sales price) (see instructions)	(e) Cost or other basis. See the Note below and see <i>Column (e)</i> in the separate instructions	Adjustment, if any, to gain or loss. If you enter an amount in column (g), enter a code in column (f). See the separate instructions.		(h) Gain or (loss). Subtract column (e) from column (d) and combine the result with column (g)
						(f) Code(s) from instructions	(g) Amount of adjustment	
	ROBINHOOD SECURITIES LLC	09/04/19	07/06/20	1,029.	232.			797.
2 Totals. Add the amounts in columns (d), (e), (g), and (h) (subtract negative amounts). Enter each total here and include on your Schedule D, line 1b (if Box A above is checked), line 2 (if Box B above is checked), or line 3 (if Box C above is checked) ►				1,029.	232.			797.

Note: If you checked Box A above but the basis reported to the IRS was incorrect, enter in column (e) the basis as reported to the IRS, and enter an adjustment in column (g) to correct the basis. See *Column (g)* in the separate instructions for how to figure the amount of the adjustment.

Name(s) shown on return. Name and SSN or taxpayer identification no. not required if shown on other side ISAMAR M RODRIGUEZ LIMA & MANOJ ENUGALA	Social security number or taxpayer identification number 150-92-0265
--	---

Before you check Box D, E, or F below, see whether you received any Form(s) 1099-B or substitute statement(s) from your broker. A substitute statement will have the same information as Form 1099-B. Either will show whether your basis (usually your cost) was reported to the IRS by your broker and may even tell you which box to check.

Part II Long-Term. Transactions involving capital assets you held more than 1 year are generally long-term (see instructions). For short-term transactions, see page 1.

Note: You may aggregate all long-term transactions reported on Form(s) 1099-B showing basis was reported to the IRS and for which no adjustments or codes are required. Enter the totals directly on Schedule D, line 8a; you aren't required to report these transactions on Form 8949 (see instructions).

You must check Box D, E, or F below. Check only one box. If more than one box applies for your long-term transactions, complete a separate Form 8949, page 2, for each applicable box. If you have more long-term transactions than will fit on this page for one or more of the boxes, complete as many forms with the same box checked as you need.

- (D)** Long-term transactions reported on Form(s) 1099-B showing basis was reported to the IRS (see **Note** above)
- (E)** Long-term transactions reported on Form(s) 1099-B showing basis **wasn't** reported to the IRS
- (F)** Long-term transactions not reported to you on Form 1099-B

1	(a) Description of property (Example: 100 sh. XYZ Co.)	(b) Date acquired (Mo., day, yr.)	(c) Date sold or disposed of (Mo., day, yr.)	(d) Proceeds (sales price) (see instructions)	(e) Cost or other basis. See the Note below and see <i>Column (e)</i> in the separate instructions	Adjustment, if any, to gain or loss. If you enter an amount in column (g), enter a code in column (f). See the separate instructions.		(h) Gain or (loss). Subtract column (e) from column (d) and combine the result with column (g)
						(f) Code(s) from instructions	(g) Amount of adjustment	
	ROBINHOOD SECURITIES LLC	05/20/19	07/06/20	166.	37.			129.
2 Totals. Add the amounts in columns (d), (e), (g), and (h) (subtract negative amounts). Enter each total here and include on your Schedule D, line 8b (if Box D above is checked), line 9 (if Box E above is checked), or line 10 (if Box F above is checked) ▶				166.	37.			129.

Note: If you checked Box D above but the basis reported to the IRS was incorrect, enter in column (e) the basis as reported to the IRS, and enter an adjustment in column (g) to correct the basis. See *Column (g)* in the separate instructions for how to figure the amount of the adjustment.

Paid Preparer's Due Diligence Checklist

Earned Income Credit (EIC), American Opportunity Tax Credit (AOTC), Child Tax Credit (CTC) (including the Additional Child Tax Credit (ACTC) and Credit for Other Dependents (ODC)), and Head of Household (HOH) Filing Status

2020

Department of the Treasury
Internal Revenue Service

▶ **To be completed by preparer and filed with Form 1040, 1040-SR, 1040-NR, 1040-PR, or 1040-SS.**
▶ **Go to www.irs.gov/Form8867 for instructions and the latest information.**

Attachment
Sequence No. **70**

Taxpayer name(s) shown on return ISAMAR M RODRIGUEZ LIMA & MANOJ ENUGALA	Taxpayer identification number 150-92-0265
Enter preparer's name and PTIN SYAM PRIYA RAM SAGAR GUPTA TALLAM P02082703	

Part I Due Diligence Requirements

Please check the appropriate box for the credit(s) and/or HOH filing status claimed on the return and complete the related Parts I-V for the benefit(s) claimed (check all that apply). EIC CTC/ACTC/ODC AOTC HOH

	Yes	No	N/A
1 Did you complete the return based on information for tax year 2020 provided by the taxpayer or reasonably obtained by you?	<input checked="" type="checkbox"/>	<input type="checkbox"/>	<input type="checkbox"/>
2 If credits are claimed on the return, did you complete the applicable EIC and/or CTC/ACTC/ODC worksheets found in the Form 1040, 1040-SR, 1040-NR, 1040-PR, or 1040-SS instructions, and/or the AOTC worksheet found in the Form 8863 instructions, or your own worksheet(s) that provides the same information, and all related forms and schedules for each credit claimed?	<input checked="" type="checkbox"/>	<input type="checkbox"/>	<input type="checkbox"/>
3 Did you satisfy the knowledge requirement? To meet the knowledge requirement, you must do both of the following. • Interview the taxpayer, ask questions, and contemporaneously document the taxpayer's responses to determine that the taxpayer is eligible to claim the credit(s) and/or HOH filing status. • Review information to determine that the taxpayer is eligible to claim the credit(s) and/or HOH filing status and to figure the amount(s) of any credit(s)	<input checked="" type="checkbox"/>	<input type="checkbox"/>	<input type="checkbox"/>
4 Did any information provided by the taxpayer or a third party for use in preparing the return, or information reasonably known to you, appear to be incorrect, incomplete, or inconsistent? (If "Yes," answer questions 4a and 4b. If "No," go to question 5.)	<input type="checkbox"/>	<input checked="" type="checkbox"/>	<input type="checkbox"/>
a Did you make reasonable inquiries to determine the correct, complete, and consistent information?	<input type="checkbox"/>	<input type="checkbox"/>	<input type="checkbox"/>
b Did you contemporaneously document your inquiries? (Documentation should include the questions you asked, whom you asked, when you asked, the information that was provided, and the impact the information had on your preparation of the return.)	<input type="checkbox"/>	<input type="checkbox"/>	<input type="checkbox"/>
5 Did you satisfy the record retention requirement? To meet the record retention requirement, you must keep a copy of your documentation referenced in 4b, a copy of this Form 8867, a copy of any applicable worksheet(s), a record of how, when, and from whom the information used to prepare Form 8867 and any applicable worksheet(s) was obtained, and a copy of any document(s) provided by the taxpayer that you relied on to determine eligibility for the credit(s) and/or HOH filing status or to figure the amount(s) of the credit(s) List those documents provided by the taxpayer, if any, that you relied on: _____ _____ _____	<input checked="" type="checkbox"/>	<input type="checkbox"/>	<input type="checkbox"/>
6 Did you ask the taxpayer whether he/she could provide documentation to substantiate eligibility for the credit(s) and/or HOH filing status and the amount(s) of any credit(s) claimed on the return if his/her return is selected for audit?	<input checked="" type="checkbox"/>	<input type="checkbox"/>	<input type="checkbox"/>
7 Did you ask the taxpayer if any of these credits were disallowed or reduced in a previous year? (If credits were disallowed or reduced, go to question 7a; if not, go to question 8.)	<input checked="" type="checkbox"/>	<input type="checkbox"/>	<input type="checkbox"/>
a Did you complete the required recertification Form 8862?	<input type="checkbox"/>	<input type="checkbox"/>	<input type="checkbox"/>
8 If the taxpayer is reporting self-employment income, did you ask questions to prepare a complete and correct Schedule C (Form 1040)?	<input checked="" type="checkbox"/>	<input type="checkbox"/>	<input type="checkbox"/>

Part II Due Diligence Questions for Returns Claiming EIC (If the return does not claim EIC, go to Part III.)

	Yes	No	N/A
9a Have you determined that the taxpayer is eligible to claim the EIC for the number of qualifying children claimed, or is eligible to claim the EIC without a qualifying child? (If the taxpayer is claiming the EIC and does not have a qualifying child, go to question 10.)	<input type="checkbox"/>	<input type="checkbox"/>	
b Did you ask the taxpayer if the child lived with the taxpayer for over half of the year, even if the taxpayer has supported the child the entire year?	<input type="checkbox"/>	<input type="checkbox"/>	
c Did you explain to the taxpayer the rules about claiming the EIC when a child is the qualifying child of more than one person (tiebreaker rules)?	<input type="checkbox"/>	<input type="checkbox"/>	<input type="checkbox"/>

Part III Due Diligence Questions for Returns Claiming CTC/ACTC/ODC (If the return does not claim CTC, ACTC, or ODC, go to Part IV.)

	Yes	No	N/A
10 Have you determined that each qualifying person for the CTC/ACTC/ODC is the taxpayer's dependent who is a citizen, national, or resident of the United States?	<input checked="" type="checkbox"/>	<input type="checkbox"/>	
11 Did you explain to the taxpayer that he/she may not claim the CTC/ACTC if the taxpayer has not lived with the child for over half of the year, even if the taxpayer has supported the child, unless the child's custodial parent has released a claim to exemption for the child?	<input type="checkbox"/>	<input type="checkbox"/>	<input type="checkbox"/>
12 Did you explain to the taxpayer the rules about claiming the CTC/ACTC/ODC for a child of divorced or separated parents (or parents who live apart), including any requirement to attach a Form 8332 or similar statement to the return?	<input checked="" type="checkbox"/>	<input type="checkbox"/>	<input type="checkbox"/>

Part IV Due Diligence Questions for Returns Claiming AOTC (If the return does not claim AOTC, go to Part V.)

	Yes	No
13 Did the taxpayer provide substantiation for the credit, such as a Form 1098-T and/or receipts for the qualified tuition and related expenses for the claimed AOTC?	<input type="checkbox"/>	<input type="checkbox"/>

Part V Due Diligence Questions for Claiming HOH (If the return does not claim HOH filing status, go to Part VI.)

	Yes	No
14 Have you determined that the taxpayer was unmarried or considered unmarried on the last day of the tax year and provided more than half of the cost of keeping up a home for the year for a qualifying person?	<input type="checkbox"/>	<input type="checkbox"/>

Part VI Eligibility Certification

- ▶ **You will have complied with all due diligence requirements for claiming the applicable credit(s) and/or HOH filing status on the return of the taxpayer identified above if you:**
 - A. Interview the taxpayer, ask adequate questions, contemporaneously document the taxpayer's responses on the return or in your notes, review adequate information to determine if the taxpayer is eligible to claim the credit(s) and/or HOH filing status and to figure the amount(s) of the credit(s);
 - B. Complete this Form 8867 truthfully and accurately and complete the actions described in this checklist for any applicable credit(s) claimed and HOH filing status, if claimed;
 - C. Submit Form 8867 in the manner required; **and**
 - D. Keep all five of the following records for 3 years from the latest of the dates specified in the Form 8867 instructions under *Document Retention*.
 1. A copy of this Form 8867.
 2. The applicable worksheet(s) or your own worksheet(s) for any credit(s) claimed.
 3. Copies of any documents provided by the taxpayer on which you relied to determine the taxpayer's eligibility for the credit(s) and/or HOH filing status and to figure the amount(s) of the credit(s).
 4. A record of how, when, and from whom the information used to prepare this form and the applicable worksheet(s) was obtained.
 5. A record of any additional information you relied upon, including questions you asked and the taxpayer's responses, to determine the taxpayer's eligibility for the credit(s) and/or HOH filing status and to figure the amount(s) of the credit(s).

▶ **If you have not complied with all due diligence requirements, you may have to pay a \$540 penalty for each failure to comply related to a claim of an applicable credit or HOH filing status.**

15 Do you certify that all of the answers on this Form 8867 are, to the best of your knowledge, true, correct, and complete?	Yes	No
	<input checked="" type="checkbox"/>	<input type="checkbox"/>

Additional information from your 2020 Federal Tax Return**Schedule C (CAR DRIVER): Profit or Loss from Business**

Ln 24b: 50% limit

Itemization Statement

Description	Amount
MEALS(12M*\$100 P.M)	1,200.
Total	1,200.

Schedule C (CAR DRIVER): Profit or Loss from Business

Line 25

Itemization Statement


Description	Amount
PHONE(12M*50 P.M)	600.
INTERNET(12M*40 P.M)	480.
Total	1,080.

Schedule C (SOFTWARE ENGINEER): Profit or Loss from Business

Line 20b

Itemization Statement

Description	Amount
RENT(12M*\$980 P.M)	12,160.
Total	12,160.



0130201010

2020 NJ-1040-V PAYMENT VOUCHER

Payment by Credit Card

You may pay your 2020 New Jersey income taxes or make payment of estimated tax for 2021 by credit card by visiting the Division's website at www.njtaxation.org and selecting "Make a Payment".

Payment by E-Check

You may pay your 2020 New Jersey income taxes or make a payment of estimated tax for 2021 by e-check. This option is available on the Division's Website at: www.njtaxation.org. Taxpayers who do not have access to the Internet can make a payment by calling the Division's Customer Service Call Center at 609-292-6400. **Do not use the payment voucher if you pay your taxes by e-check.**

Payment by Check

If you are paying your 2020 New Jersey income taxes, with your return, by check, be sure to enclose the payment voucher printed below with your check or money order. Mail to: State of New Jersey, Division of Taxation, Revenue Processing Center, PO Box 111, Trenton, NJ 08645-0111.

If you are paying your 2020 New Jersey income taxes, separate from your return, by check, be sure to enclose the payment voucher printed below with your check or money order. Mail to: State of New Jersey, Division of Taxation, Revenue Processing Center, PO Box 643, Trenton, NJ 08646-0643.

If you are making your first installment payment of estimated tax for 2021, use separate checks or money orders for each payment. Send your 2021 estimated tax payment with a NJ-1040-ES voucher to: State of New Jersey, Division of Taxation, Revenue Processing Center, PO Box 222, Trenton, NJ 08646-0222.

DO NOT CUT THIS PAGE

New Jersey Gross Income Tax
Resident Payment Voucher
NJ-1040-V

150-92-0265 RODR 790-26-2705
RODRIGUEZ LIMA, ISAMAR M & ENUGALA, M
61 MYRTLE AVE, Apt. B5
IRVINGTON, NJ 07111

1555 2020


Make your check payable to 'State of New Jersey - TGI'.
Write your social security # and tax year on your check.

State of New Jersey
Division of Taxation
Revenue Processing Center
PO Box 643
Trenton, NJ 08646-0643

Enter amount of payment here:

164.00





040MP01200

For Privacy Act Notification, See Instructions

Your Social Security Number (required)
150920265

Last Name, First Name, Initial (Joint Filers enter first name and middle initial of each. Enter spouse's/CU partner's last name ONLY if different.)
RODRIGUEZ LIMA ISAMAR M & ENUGALA MANOJ

Spouse's/CU Partner's SSN (if filing jointly)
790262705

County/Municipality Code (See Table page 50)
0709

Home Address (Number and Street, including apartment number)
61 MYRTLE AVE APT B5

City, Town, Post Office
IRVINGTON

State ZIP Code
NJ 07111

Driver's License Number (Voluntary) (See instructions)

- Federal extension filed.
- The address above is a foreign address.
- Your address has changed.
- Death certificate is enclosed.
- Do not want a paper form next year.
- I authorize the Division of Taxation to discuss my return and enclosures with my preparer.
- NJ-1040-O is enclosed.


Gubernatorial Elections Fund Note: This does not reduce your refund or increase your balance due.

Do you want to designate \$1 to the Gubernatorial Elections Fund?	You	Yes	No
If joint return, does your spouse want to designate \$1?	Spouse/CU Partner	Yes	No

Direct Deposit Information

dd1. Direct deposit indicator (1 for direct deposit, 4 for no direct deposit)	dd1.	4
dd2. Account type (C for checking, S for savings)	dd2.	
dd3. Fill in the checkbox if the direct deposit is going to an account outside the United States	dd3.	
dd4. Routing number	dd4.	
dd5. Account number	dd5.	





040MP02200

Name(s) as shown on Form NJ-1040

RODRIGUEZ LIMA ISAMAR M & ENUGALA MANOJ

Your Social Security Number

150920265

1555

Part-year residents, provide months/days you were a New Jersey resident during 2020:

From: To:

Fiscal year filers only:

Enter month of your year end 2 0 2 1

Filing Status

Fill in only one.

- 1. Single
 - 2. Married/CU Couple, filing joint return
 - 3. Married/CU Partner, filing separate return
 - 4. Head of Household Enter spouse's/CU partner's SSN
 - 5. Qualifying Widow(er)/Surviving CU Partner
- Indicate the year of your spouse's/CU partner's death: 2018 2019

Exemptions

Fill in the ovals that apply. You must enter a total in the boxes to the right and complete the calculation.

6. Regular	<input checked="" type="checkbox"/>	Self	<input checked="" type="checkbox"/>	Spouse/CU Partner	Domestic Partner	2	x \$1,000 =	<u>2000</u>
7. Senior 65+ (Born in 1955 or earlier)		Self		Spouse/CU Partner			x \$1,000 =	_____
8. Blind/Disabled		Self		Spouse/CU Partner			x \$1,000 =	_____
9. Veteran		Self		Spouse/CU Partner			x \$6,000 =	_____
10. Qualified Dependent Children							x \$1,500 =	_____
11. Other Dependents						1	x \$1,500 =	<u>1500</u>
12. Dependents Attending Colleges (See instructions)							x \$1,000 =	_____
13. Total Exemption Amount (Add totals from the lines at 6 through 12)							13.	<u>3500</u> .

14. Dependent Information. Provide the following information for each dependent.

Last Name, First Name, Middle Initial

a. RODRIGUEZ LIMA, JOSEPH LIMA

b. _____

c. _____

d. _____


Social Security Number

103649276

Birth Year

1962

No Health Insurance



040MP03200

Name(s) as shown on Form NJ-1040


RODRIGUEZ LIMA ISAMAR M & ENUGALA MANOJ

Your Social Security Number

150920265

1555

15. Wages, salaries, tips, and other employee compensation (State wages from Box 16 of enclosed W-2(s)) (See instructions)	15.	98724	.
16a. Taxable interest income (Enclose federal Schedule B if over \$1,500) (See instructions)	16a.	.	.
16b. Tax-exempt interest income (Enclose Schedule) (See instructions) Do not include on line 16a	16b.	.	.
17. Dividends	17.	.	.
18. Net profits from business (Schedule NJ-BUS-1, Part I, line 4) (Enclose federal Schedule C)	18.	.	.
19. Net gains or income from disposition of property (Schedule NJ-DOP, line 4)	19.	926	.
20a. Pensions, Annuities, and IRA Withdrawals (See instructions)	20a.	.	.
20b. Excludable Pensions, Annuities, and IRA Withdrawals	20b.	.	.
21. Distributive Share of Partnership Income (Schedule NJ-BUS-1, Part II, line 4) (Enclose Schedule NJK-1 or federal Schedule K-1)	21.	.	.
22. Net pro rata share of S Corporation Income (Schedule NJ-BUS-1, Part III, line 4) (Enclose Schedule NJ-K-1 or federal Schedule K-1)	22.	.	.
23. Net gains or income from rents, royalties, patents, and copyrights (Schedule NJ-BUS-1, Part IV, line 4)	23.	.	.
24. Net Gambling Winnings (See instructions)	24.	.	.
25. Alimony and Separate Maintenance Payments received	25.	.	.
26. Other (Enclose documents) (See instructions)	26.	.	.
27. Total Income (Add lines 15, 16a, 17 through 20a, and 21 through 26)	27.	99650	.
28a. Retirement/Pension Exclusion (See instructions)	28a.	.	.
28b. Other Retirement Income Exclusion (See Worksheet D and instructions page 19)	28b.	.	.
28c. Total Exclusion Amount (Add lines 28a and 28b)	28c.	.	.
29. New Jersey Gross Income (Subtract line 28c from line 27) (See instructions)	29.	99650	.
30. Exemption Amount (Enter amount from line 13. Part-year residents see instr.)	30.	3500	.
31. Medical Expenses (See Worksheet F and instructions)	31.	.	.
32. Alimony and Separate Maintenance Payments (See instructions)	32.	.	.
33. Qualified Conservation Contribution	33.	.	.
34. Health Enterprise Zone Deduction	34.	.	.
35. Alternative Business Calculation Adjustment (Schedule NJ-BUS-2, line 11)	35.	0	.
36. Organ/Bone Marrow Donation Deduction (See instructions)	36.	.	.
37. Total Exemptions and Deductions (Add lines 30 through 36)	37.	3500	.
38. Taxable Income (Subtract line 37 from line 29)	38.	96150	.
39a. Total Property Taxes (18% of Rent) Paid (See instructions page 23)	39a.	2160	.
39b. Block	.	.	.
39b. Lot	.	.	.
39b. Qualifier			Fill in if you completed Worksheet G
39c. County/Municipality Code			
39d. Indicate your residency status during 2020 (fill in only one)	Homeowner	Tenant	Both
40. Property Tax Deduction (From Worksheet H) (See instructions)	40.	2160	.
41. New Jersey Taxable Income (Subtract line 40 from line 38)	41.	93990	.
42. Tax on Amount on line 41 (Tax Table page 52)	42.	2417	.
43. Credit For Income Taxes Paid to Other Jurisdictions (Enclose Schedule NJ-COJ) (See instructions)	43.	161	.
Enter Code		03	
44. Balance of Tax (Subtract line 43 from line 42)	44.	2256	.
45. Child and Dependent Care Credit (See instructions)	45.	.	.
Fill in if you are a CU couple claiming the Child and Dependent Care Credit			
46. Sheltered Workshop Tax Credit	46.	.	.
47. Gold Star Family Counseling Credit (See instructions)	47.	.	.
48. Credit for Employer of Organ/Bone Marrow Donor (See instructions)	48.	.	.
49. Total credits (Add lines 45 through 48)	49.	.	.
50. Balance of Tax After Credits (Subtract line 49 from line 44) If zero or less, make no entry	50.	2256	.
51. Use Tax Due on Internet, Mail-Order, or Other Out-of-State Purchases (See instructions) If no Use Tax, enter 0	51.	0	.
52. Interest on Underpayment of Estimated Tax	52.	.	.
Fill in if Form NJ-2210 is enclosed			



040MP04200

Name(s) as shown on Form NJ-1040

RODRIGUEZ LIMA ISAMAR M & ENUGALA MANOJ

Your Social Security Number

150920265

1555

53. Shared Responsibility Payment (See instructions) REQUIRED Enclose Schedule HCC and fill in <input checked="" type="checkbox"/>	53.	0	.
54. Total Tax Due (Add lines 50 through 53)	54.	2256	.
55. Total New Jersey Income Tax Withheld (Enclose Forms W-2 and 1099)	55.	2092	.
56. Property Tax Credit (See instructions page 23)	56.	.	.
57. New Jersey Estimated Tax Payments/Credit from 2019 tax return	57.	.	.
58. New Jersey Earned Income Tax Credit (See instructions) Fill in if you had the IRS calculate your federal earned income credit Fill in if you are a CU couple claiming the NJ Earned Income Tax Credit	58.	.	.
59. Excess New Jersey UI/WF/SWF Withheld (Enclose Form NJ-2450) (See instructions)	59.	.	.
60. Excess New Jersey Disability Insurance Withheld (Enclose Form NJ-2450) (See instructions)	60.	.	.
61. Excess New Jersey Family Leave Insurance Withheld (Enclose Form NJ-2450) (See instructions)	61.	.	.
62. Wounded Warrior Caregivers Credit (See instructions)	62.	.	.
63. Pass-Through Business Alternative Income Tax Credit (See instructions)	63.	.	.
64. Total Withholdings, Credits, and Payments (Add lines 55 through 63)	64.	2092	.
65. If line 64 is less than line 54, you have tax due. Subtract line 64 from line 54 and enter the amount you owe If you owe tax, you can still make a donation on lines 68 through 75.	65.	164	.
66. If the total on line 64 is more than line 54, you have an overpayment. Subtract line 54 from line 64 and enter the overpayment	66.	.	.
67. Amount from line 66 you want to credit to your 2021 tax	67.	.	.
68. Contribution to N.J. Endangered Wildlife Fund \$10 \$20 Other	68.	.	.
69. Contribution to N.J. Children's Trust Fund to Prevent Child Abuse \$10 \$20 Other	69.	.	.
70. Contribution to N.J. Vietnam Veterans' Memorial Fund \$10 \$20 Other	70.	.	.
71. Contribution to N.J. Breast Cancer Research Fund \$10 \$20 Other	71.	.	.
72. Contribution to U.S.S. New Jersey Educational Museum Fund \$10 \$20 Other	72.	.	.
73. Other Designated Contribution (See instructions) \$10 \$20 Other Enter Code	73.	.	.
74. Other Designated Contribution (See instructions) \$10 \$20 Other Enter Code	74.	.	.
75. Other Designated Contribution (See instructions) \$10 \$20 Other Enter Code	75.	.	.
76. Total Adjustments to Tax Due/Overpayment amount (Add lines 67 through 75)	76.	.	.
77. Balance due (If line 65 is more than zero, add line 65 and line 76)	77.	164	.
78. Refund amount (If line 66 is more than zero, subtract line 76 from line 66)	78.	.	.

Under penalties of perjury, I declare that I have examined this Income Tax return, including accompanying schedules and statements, and to the best of my knowledge and belief, it is true, correct, and complete. If prepared by a person other than the taxpayer, this declaration is based on all information of which the preparer has any knowledge.

Your Signature Date Spouse's/CU Partner's Signature (required if filing jointly) Date

Paid Preparer's Signature Federal Identification Number

SYAM PRIYA RAM SAGAR GUPTA TALLAM P02082703
Firm's Name Firm's Federal Employer Identification Number

GLOBAL TAXES LLC 30-1017196

Tax Due Address
Enclose payment along with the NJ-1040-V payment voucher and tax return. Use the labels provided with the envelope and mail to:
State of New Jersey
Division of Taxation
Revenue Processing Center - Payment
PO Box 111
Trenton, NJ 08645-0111
Include Social Security number and make check or money order payable to:
State of New Jersey - TGI
You can also make a payment on our website:
www.njtaxation.org

Refund or No Tax Due Address
Use the labels provided with the envelope and mail to:
New Jersey Division of Taxation
Revenue Processing Center - Refunds
PO Box 555
Trenton, NJ 08647-0555

Schedule NJ-DOP

Net Gains or Income From Disposition of Property

2020

List the net gains or income, less net loss, derived from the sale, exchange, or other disposition of property including real or personal whether tangible or intangible.						
	(a)	(b)	(c)	(d)	(e)	(f)
1.	Kind of property and description	Date acquired (mm/dd/yyyy)	Date sold (mm/dd/yyyy)	Gross sales price	Cost or other basis as adjusted (see instructions) and expense of sale	Gain or (loss) (d minus e)
	ROBINHOOD SECURITIES LLC	09/04/2019	07/06/2020	1,029.	232.	797.
	ROBINHOOD SECURITIES LLC	05/20/2019	07/06/2020	166.	37.	129.
2.	Capital Gains Distributions					
3.	Other Net Gains.....					
4.	Net Gains (Add lines 1, 2, and 3.) (Enter here and on line 19. If loss, enter ZERO here and make no entry on line 19.).....					926.

Schedule NJ-WWC

Wounded Warrior Caregivers Credit

2020

<p>Did you provide care for a relative who was a qualifying armed services member (see instructions)? <input type="radio"/> Yes <input type="radio"/> No</p> <p>If "Yes," enter the name and Social Security number of the qualifying service member.</p> <p style="text-align: center;">_____ - _____</p> <p style="display: flex; justify-content: space-between;"> Last Name, First Name, Initial Social Security number </p> <p>Enter your relationship to the qualifying service member.</p> <p>_____</p> <p>If "No," you are not eligible for a Wounded Warrior Caregivers Credit. Make no entry on line 62, NJ-1040.</p>			
1. Enter the federal disability compensation of the armed services member	1.		
2. Maximum credit allowed	2.	675	00
3. Enter the lesser of line 1 or line 2	3.		
4. Were you the only caregiver for this service member during the tax year? <input type="radio"/> Yes <input type="radio"/> No If "No," enter your share (percentage) of the total care expenses for the year.	4.		%
5. If you answered "Yes" at line 4, enter the amount from line 3 here and on line 62, NJ-1040. If you answered "No" at line 4, multiply the amount on line 3 by the percentage on line 4. Enter the result here and on line 62, NJ-1040	5.		

Keep a copy of this schedule for your records

Name(s) as shown on Form NJ-1040 RODRIGUEZ LIMA, ISAMAR M & ENUGALA, MANOJ	Social Security Number 150-92-0265
---	---------------------------------------

Schedule NJ-BUS-1
(Form NJ-1040)

New Jersey Gross Income Tax
Business Income Summary Schedule

2020

Part I Net Profits From Business		List the net profit (loss) from business(es). See Instructions.	
	Business Name	Social Security Number/ Federal EIN	Profit or (Loss)
1.	MANOJ ENUGALA	150920265	-963.
2.	TECHLANCE CONSULTING LLC	850771787	-1,775.
3.			
4.	Net Profit or (Loss). (Add lines 1, 2, and 3.) (Enter here and on line 18, NJ-1040. If loss, make no entry on line 18.)		4. -2,738.

Part II Distributive Share of Partnership Income		List the distributive share of income (loss) from partnership(s). See instructions.	
	Partnership Name	Federal EIN	Share of Partnership Income or (Loss)
1.			
2.			
3.			
4.	Distributive Share of Partnership Income or (Loss). (Add lines 1, 2, and 3.) (Enter here and on line 21, NJ-1040. If loss, make no entry on line 21.)		4.

Part III Net Pro Rata Share of S Corporation Income		List the pro rata share of income (usable loss) from S corporation(s). See instructions.	
	S Corporation Name	Federal EIN	Pro Rata Share of S Corporation Income or (Usable Loss)
1.			
2.			
3.			
4.	Net Pro Rata Share of S Corporation Income or (Usable Loss). (Add lines 1, 2, and 3.) (Enter here and on line 22, NJ-1040. If loss, make no entry on line 22.)		4.

Part IV Net Gains or Income From Rents, Royalties, Patents, and Copyrights		List the net gains or net income, less net loss, derived from or in the form of rents, royalties, patents, and copyrights. See instructions. Type of Property: 1 – Rental real estate 2 – Royalties 3 – Patents 4 – Copyrights		
	Source of Income or Loss. If rental real estate, enter physical address of property.	Social Security Number/ Federal EIN	Type – Enter number from list above	Income or (Loss)
1.				
2.				
3.				
4.	Net Income or (Loss). (Add lines 1, 2, and 3.) (Enter here and on line 23, NJ-1040. If loss, make no entry on line 23.)			4.

Keep a copy of this schedule for your records

Schedule NJ-BUS-2
(Form NJ-1040)New Jersey Gross Income Tax
Alternative Business Calculation Adjustment**2020**

PART I Income (Loss)		Column A			Column B		
		Reportable Regular Business Income			Alternative Business Income (Loss)		
1.	Net Profits From Business	1a.	0.		1b.	-2,738.	
2.	Distributive Share of Partnership Income	2a.	0.		2b.	0.	
3.	Net Pro Rata Share of S Corporation Income	3a.	0.		3b.	0.	
4.	Net Gain or Income From Rents, Royalties, Patents, and Copyrights	4a.	0.		4b.	0.	
5.	Loss Carryforward From Tax Year 2019				5b.	()	
6.	Totals	6a.	0.		6b.	-2,738.	
PART II Adjustment Calculation							
7.	Total Regular Business Income	7.	0.				
8.	Total Alternative Business Income/(Loss). (If loss, enter zero)	8.	0.				
9.	Business Increment (Line 7 minus line 8)	9.	0.				
10.	Adjustment Percentage	10.		0.50			
11.	Alternative Business Calculation Adjustment (Line 9 x 0.50)	11.	0.				
PART III Loss Carryforward to Tax Year 2021							
12.	Loss Carryforward to Tax Year 2021				12.	(2,738.)

Instructions

- Line 1a. Enter the amount from line 18, Form NJ-1040.
- Line 1b. Enter the amount from Part I, line 4, Schedule NJ-BUS-1 (Form NJ-1040).
- Line 2a. Enter the amount from line 21, Form NJ-1040.
- Line 2b. Enter the amount from Part II, line 4, Schedule NJ-BUS-1 (Form NJ-1040).
- Line 3a. Enter the amount from line 22, Form NJ-1040.
- Line 3b. Enter the amount from Part III, line 4, Schedule NJ-BUS-1 (Form NJ-1040).
- Line 4a. Enter the amount from line 23, Form NJ-1040.
- Line 4b. Enter the amount from Part IV, line 4, Schedule NJ-BUS-1 (Form NJ-1040).
- Line 5b. Enter the amount from line 12 of your 2019 Schedule NJ-BUS-2 (Form NJ-1040).
- Line 6a. Enter the total of lines 1a through 4a.
- Line 6b. Enter the total of lines 1b through 5b, netting gains with losses.
- Line 7. Enter the amount from line 6a of this schedule.
- Line 8. Enter the amount from line 6b of this schedule. If loss, enter zero here.
- Line 9. Subtract line 8 from line 7. If the result is zero, enter zero on line 11 and continue with line 12.
- Line 10. The adjustment percentage for Tax Year 2020 is 50% (0.50).
- Line 11. Multiply the amount on line 9 by 50% (0.50). Enter here and on line 35 of Form NJ-1040.
- Line 12. If the amount on line 6b is a loss, enter the amount of the loss on this line. Otherwise, enter zero.

If your income on line 29 is at or below the filing threshold,
do not complete this schedule.

Name as Shown on Return RODRIGUEZ LIMA, ISAMAR M & ENUGALA, MANOJ	Social Security No. 150-92-0265
--	------------------------------------

Part I

Did you and, if applicable, all members of your tax household, have minimum essential health coverage for every month in 2020 (See instructions for line 53, NJ-1040.) Part-year residents include only months as a New Jersey resident.

- Yes. You do not owe a shared responsibility payment. Fill in the oval at line 53, NJ-1040, and enclose this schedule with your return.
- No. Continue to Part II.

Part II

Enter the name and Social Security number for each member of your tax household. Check the box for every month each person had minimum essential health coverage or qualified for an exemption (part-year residents include only months as a New Jersey resident). If an individual qualified for an exemption, enter the exemption number. (See instructions for line 53, NJ-1040.) If an individual has more than one exemption number, check the box. If you need more space, enclose a statement listing any additional individuals.

QuickZoom to Shared Responsibility Payment Calculation Worksheet ➔ _____

Name	SSN	Jan	Feb	Mar	Apr	May	Jun	Jul	Aug	Sep	Oct	Nov	Dec
		<input type="checkbox"/>	<input type="checkbox"/>	<input type="checkbox"/>	<input type="checkbox"/>	<input type="checkbox"/>	<input type="checkbox"/>	<input type="checkbox"/>	<input type="checkbox"/>	<input type="checkbox"/>	<input type="checkbox"/>	<input type="checkbox"/>	<input type="checkbox"/>
Exemption Code . . .	_____	Check box if this individual has more than one exemption number .											
		Check box if this individual is under 18											
		<input type="checkbox"/>	<input type="checkbox"/>	<input type="checkbox"/>	<input type="checkbox"/>	<input type="checkbox"/>	<input type="checkbox"/>	<input type="checkbox"/>	<input type="checkbox"/>	<input type="checkbox"/>	<input type="checkbox"/>	<input type="checkbox"/>	<input type="checkbox"/>
Exemption Code . . .	_____	Check box if this individual has more than one exemption number .											
		Check box if this individual is under 18											
		<input type="checkbox"/>	<input type="checkbox"/>	<input type="checkbox"/>	<input type="checkbox"/>	<input type="checkbox"/>	<input type="checkbox"/>	<input type="checkbox"/>	<input type="checkbox"/>	<input type="checkbox"/>	<input type="checkbox"/>	<input type="checkbox"/>	<input type="checkbox"/>
Exemption Code . . .	_____	Check box if this individual has more than one exemption number .											
		Check box if this individual is under 18											
		<input type="checkbox"/>	<input type="checkbox"/>	<input type="checkbox"/>	<input type="checkbox"/>	<input type="checkbox"/>	<input type="checkbox"/>	<input type="checkbox"/>	<input type="checkbox"/>	<input type="checkbox"/>	<input type="checkbox"/>	<input type="checkbox"/>	<input type="checkbox"/>
Exemption Code . . .	_____	Check box if this individual has more than one exemption number .											
		Check box if this individual is under 18											
		<input type="checkbox"/>	<input type="checkbox"/>	<input type="checkbox"/>	<input type="checkbox"/>	<input type="checkbox"/>	<input type="checkbox"/>	<input type="checkbox"/>	<input type="checkbox"/>	<input type="checkbox"/>	<input type="checkbox"/>	<input type="checkbox"/>	<input type="checkbox"/>
Exemption Code . . .	_____	Check box if this individual has more than one exemption number .											
		Check box if this individual is under 18											
		<input type="checkbox"/>	<input type="checkbox"/>	<input type="checkbox"/>	<input type="checkbox"/>	<input type="checkbox"/>	<input type="checkbox"/>	<input type="checkbox"/>	<input type="checkbox"/>	<input type="checkbox"/>	<input type="checkbox"/>	<input type="checkbox"/>	<input type="checkbox"/>
Exemption Code . . .	_____	Check box if this individual has more than one exemption number .											
		Check box if this individual is under 18											
		<input type="checkbox"/>	<input type="checkbox"/>	<input type="checkbox"/>	<input type="checkbox"/>	<input type="checkbox"/>	<input type="checkbox"/>	<input type="checkbox"/>	<input type="checkbox"/>	<input type="checkbox"/>	<input type="checkbox"/>	<input type="checkbox"/>	<input type="checkbox"/>
Exemption Code . . .	_____	Check box if this individual has more than one exemption number .											
		Check box if this individual is under 18											
		<input type="checkbox"/>	<input type="checkbox"/>	<input type="checkbox"/>	<input type="checkbox"/>	<input type="checkbox"/>	<input type="checkbox"/>	<input type="checkbox"/>	<input type="checkbox"/>	<input type="checkbox"/>	<input type="checkbox"/>	<input type="checkbox"/>	<input type="checkbox"/>
Exemption Code . . .	_____	Check box if this individual has more than one exemption number .											
		Check box if this individual is under 18											
		<input type="checkbox"/>	<input type="checkbox"/>	<input type="checkbox"/>	<input type="checkbox"/>	<input type="checkbox"/>	<input type="checkbox"/>	<input type="checkbox"/>	<input type="checkbox"/>	<input type="checkbox"/>	<input type="checkbox"/>	<input type="checkbox"/>	<input type="checkbox"/>
Exemption Code . . .	_____	Check box if this individual has more than one exemption number .											
		Check box if this individual is under 18											

DO NOT STAPLE ANY ITEMS TO THE RETURN.

Arizona Form 140NR

Nonresident Personal Income Tax Return

FOR CALENDAR YEAR 2020

82F Check box 82F if filing under extension OR FISCAL YEAR BEGINNING 2,0,2,0 AND ENDING 66F

1 ISAMAR M Last Name RODRIGUEZ LIMA Your Social Security Number 150 92 0265
1 MANOJ Last Name ENUGALA Spouse's Social Security No. 790 26 2705
2 61 MYRTLE AVE Apt. No. B5 Daytime Phone (with area code) 94 (516) 728-8898
3 IRVINGTON NJ 07111 Last Names Used in Last Four Prior Year(s) (if different) 97

4 Married filing joint return 4a Injured Spouse Protection of Joint Overpayment
5 Head of household: Enter name of qualifying child or dependent on next line:
6 Married filing separate return: Enter spouse's name and Social Security Number above.
7 Single
Enter the number claimed. Do not put a check mark.
8 Age 65 or over (you and/or spouse) 81P PM If completing lines 8 and 9, also complete lines 47 and 48. For lines 10a and 10b, complete line 59.
9 Blind (you and/or spouse) 80R RCVD
10a Dependents: Under age of 17. 10b 1 Dependents: Age 17 and over.

11-13 Residency Status (check one): 11 Nonresident 12 Nonresident Active Military 13 Composite Return (see instructions - page 26)

Table with 6 columns: (a) FIRST AND LAST NAME, (b) SOCIAL SECURITY NO., (c) RELATIONSHIP, (d) NO. OF MONTHS LIVED IN YOUR HOME IN 2020, (e) Dependent Age included in: 1 (Box 10a), 2 (Box 10b), (f) if you did not claim this person on your federal return due to educational credits. Row 10c: JOSEPH LIMA, RODRIGUEZ LIMA, 103-64-9276, Parent, 12, 0, X, 0.

Table with 3 columns: Description, 2020 FEDERAL Amount from Federal Return, 2020 ARIZONA Source Amount Only. Rows 14-27 showing income breakdown: 15 Wages, salaries, tips, etc. 98,724.00; 16 Interest 0.00; 17 Dividends 0.00; 18 Arizona income tax refunds 0.00; 19 Business income or (loss) from federal Schedule C -2,138.00; 20 Gains or (losses) from federal Schedule D 926.00; 21 Rents, royalties, partnerships, estates, trusts, small business corporations from federal Schedule E 0.00; 22 Other income reported on your federal return 0.00; 23 Total income: Add lines 15 through 22 97,512.00; 24 Other federal adjustments: Include your own schedule 0.00; 25 Federal adjusted gross income: Subtract line 24 from line 23 in the FEDERAL column 97,512.00; 26 Arizona gross income: Subtract line 24 from line 23 in the ARIZONA column 8,462.00; 27 Arizona income ratio: Divide line 26 by line 25, and enter the result (not over 1.000) 0.087.


Table with 3 columns: Description, 2020 FEDERAL Amount from Federal Return, 2020 ARIZONA Source Amount Only. Rows 28-42 showing adjustments and final totals: 28 Total depreciation included in Arizona gross income 0.00; 29 Partnership Income adjustment 0.00; 30 Net capital (loss) derived from the exchange of legal tender 0.00; 31 Other Additions to Income 0.00; 32 Subtotal: Add lines 26, 28, 29, 30, and 31 8,462.00; 33 AZ sourced gain/loss 0.00; 34 Short-term gain/loss 0.00; 35 Long-term gain/loss 0.00; 36 Net long-term gain 0.00; 37 Multiply line 36 by 25% (.25) 0.00; 38 Net capital gain from qualified small business 0.00; 39 Net capital gain from exchange of legal tender 0.00; 40 Recalculated Arizona depreciation 0.00; 41 Partnership Income 0.00; 42 Subtract lines 37 through 41 from line 32 8,462.00.

Place any required federal and AZ schedules or other documents after Form 140NR.

FILING STATUS

Exemptions 8 and 9 - Dependents 10a and 10b

Arizona Income



Your Name (as shown on page 1) ISAMAR M RODRIGUEZ LIMA & MANOJ ENUGALA	Your Social Security Number 150-92-0265
---	--

Subtractions - cont. from page 1	43 Interest on U.S. obligations such as U.S. savings bonds and treasury bills.....	43		00
	44 Agricultural crops contributed to Arizona charitable organizations.....	44		00
	45 Other Subtractions from Income. See instructions for completing the schedule on page 5.....	45		00
	46 Subtract lines 43 through 45 from line 42.....	46	8,462	00
Exemptions	47 Age 65 or over: Multiply the number in box 8 by \$2,100.....	47		00
	48 Blind: Multiply the number in box 9 by \$1,500.....	48		00
	49 Other Exemptions. See instructions..... 49E <input type="text"/> Multiply the number in box 49E by \$2,300.....	49		00
	50 Add lines 47, 48, and 49. Enter the total.....	50		00
	51 Multiply line 50 by the Arizona ratio on line 27.....	51		00
52 Arizona adjusted gross income: Subtract line 51 from line 46. If less than zero, enter "0".....		52	8,462	00

Balance of Tax	53 Deductions: Check box and enter amount. See instructions..... 53I <input type="checkbox"/> ITEMIZED 53S <input checked="" type="checkbox"/> STANDARD	53	2,158	00
	54 If you checked box 53S and claim charitable deductions, check 54C <input checked="" type="checkbox"/> Complete page 3. See instructions.....	54	0	00
	55 Arizona taxable income: Subtract lines 53 and 54 from line 52. If less than zero, enter "0".....	55	6,304	00
	56 Compute the tax using amount from line 55 and Tax Table X or Y.....	56	163	00
	57 Tax from recapture of credits from Arizona Form 301, Part 2, line 31.....	57		00
	58 Subtotal of tax: Add lines 56 and 57 and enter the total.....	58	163	00
	59 Dependent Tax Credit. See instructions.....	59	2	00
60 Nonrefundable credits from Arizona Form 301, Part 2, line 61.....	60		00	
61 Balance of tax: Subtract lines 59 and 60 from line 58. If the sum of lines 59 and 60 is more than line 58, enter "0".....	61	161	00	

Total Payments and Refundable Credits	62 2020 AZ income tax withheld.....	62	228	00
	63 2020 AZ estimated tax payments.. 63a <input type="text"/> 00 Claim of Right 63b <input type="text"/> 00 Add 63a and 63b..	63c		00
	64 2020 AZ extension payment (Form 204).....	64		00
	65 Other refundable credits: Check the box(es) and enter the total amount..... 651 <input type="checkbox"/> 308-I 652 <input type="checkbox"/> 349	65		00
	66 Total payments and refundable credits: Add lines 62 through 65 and enter the total.....	66	228	00

Tax Due or Overpayment	67 TAX DUE: If line 61 is larger than line 66, subtract line 66 from line 61, and enter amount of tax due. Skip lines 68, 69 and 70.....	67		00
	68 OVERPAYMENT: If line 66 is larger than line 61, subtract line 61 from line 66, and enter amount of overpayment.....	68	67	00
	69 Amount of line 68 to be applied to 2021 estimated tax.....	69		00
	70 Balance of overpayment: Subtract line 69 from line 68.....	70	67	00

Voluntary Gifts	71 - 81 Voluntary Gifts to:		Solutions Teams Assigned to Schools.....	71		00	Arizona Wildlife.....	72		00		
	Child Abuse Prevention.....	73		00	Domestic Violence Services.....	74		00	Political Gift.....	75		00
	Neighbors Helping Neighbors.....	76		00	Special Olympics.....	77		00	Veterans' Donations Fund.....	78		00
	I Didn't Pay Enough Fund.....	79		00	Sustainable State Parks and Road Fund.....	80		00	Spay/Neuter of Animals..	81		00
	82 Political Party (if amount is entered on line 75 - check only one): 821 <input type="checkbox"/> Democratic 822 <input type="checkbox"/> Libertarian 823 <input type="checkbox"/> Republican											

Penalty	83 Estimated payment penalty.....	83		00
	84 841 <input type="checkbox"/> Annualized/Other 842 <input type="checkbox"/> Farmer or Fisherman 843 <input type="checkbox"/> Form 221 included			
	85 Add lines 71 through 81 and 83; enter the total.....	85		00

Refund or Amount Owed	86 REFUND: Subtract line 85 from line 70. If less than zero, enter amount owed on line 87.....	86		67	00
	Direct Deposit of Refund: Check box 86A if your deposit will be ultimately placed in a foreign account; see instructions. 86A <input type="checkbox"/>				
	<input checked="" type="checkbox"/> C <input type="checkbox"/> Checking or <input type="checkbox"/> S <input type="checkbox"/> Savings ROUTING NUMBER: 011900254 ACCOUNT NUMBER: 4400661438740240				
87 AMOUNT OWED: Add lines 67 and 85. Make check payable to Arizona Department of Revenue; write your SSN on payment...		87			00

Under penalties of perjury, I declare that I have read this return and any documents with it, and to the best of my knowledge and belief, they are true, correct and complete. Declaration of preparer (other than taxpayer) is based on all information of which preparer has any knowledge.

YOUR SIGNATURE _____ DATE _____	QUALITY MANAGER OCCUPATION _____
SPOUSE'S SIGNATURE _____ DATE _____	SOFTWARE ENGINEER SPOUSE'S OCCUPATION _____
SYAM PRIYA RAM SAGAR GUPTA TALLAM PAID PREPARER'S SIGNATURE 2530 Pebble Creek Ln PAID PREPARER'S STREET ADDRESS Cumming GA 30041 PAID PREPARER'S CITY STATE ZIP CODE	04022021 DATE GLOBAL TAXES LLC FIRM'S NAME (PREPARER'S IF SELF-EMPLOYED) 30-1017196 PAID PREPARER'S TIN (678)965-9522 PAID PREPARER'S PHONE NUMBER

If you are also sending a payment, mail to Arizona Department of Revenue, PO Box 52016, Phoenix, AZ 85072-2016 (PO Box 29204, Phoenix, AZ 85038-9204 if your return has a barcode).
 If you are not sending a payment, mail to Arizona Department of Revenue, PO Box 52138, Phoenix, AZ 85072-2138 (PO Box 29205, Phoenix, AZ 85038-9205 if your return has a barcode).

2020 Form 140NR - Standard Deduction Increase for Charitable Contributions

You must complete this worksheet if you are taking an increased standard deduction for charitable contributions. Include the completed worksheet with your tax return, when filed. If you do not include the completed worksheet, your standard deduction will not be increased.

Taxpayers electing to take the Standard Deduction may *increase* the standard deduction amount by 25% (.25) of the total amount of the taxpayer's charitable deductions that would have been allowed if the taxpayer elected to claim itemized deductions on the Arizona tax return.

Charitable contributions (lines 1C, 2C, and 3C) are those gifts allowed on federal Form 1040 Schedule A (Gifts to Charity) that you would have claimed had you elected to take itemized deductions on your federal return.

NOTE 1: As a nonresident filing Form 140NR, you are required to apportion your allowable increased standard deduction based on your Arizona income ratio computed on page 1, line 27.

NOTE 2: If you did not itemize deductions on your federal return and reported the allowable deduction (not to exceed \$300) for qualifying charitable contributions on your federal return, you **must** reduce the total 2020 contributions by the amount for which you took the allowable deduction on your federal return. Enter the amount of your federal deduction on line 5C.

NOTE 3: You **must** reduce your contribution amount by the total 2020 contributions for which you are claiming an Arizona tax credit on Form 321 (line 20) and/or Form 352 (line 20) for the current tax year (2020) or claimed on your return for the prior tax year (2019). The prior tax year amounts can be found on line 10 of your 2019 Forms 321 and 352. Enter this amount on line 6C.

NOTE 4: If you itemized deductions on your federal return (1040 Schedule A) and were required to adjust the amount of your allowable contributions on your federal 1040 Schedule A for the amount claimed as a tax credit on your Arizona income tax return, include the amount of the federal contribution adjustment to line 1C and enter the amount of the Arizona tax credit on line 6C.

Complete the worksheet to determine your allowable increased standard deduction for charitable contributions.

1C	2020 Gifts by cash or check.....	1C	300	00
2C	2020 Other than by cash or check.....	2C		00
3C	Carryover from prior year.....	3C		00
4C	Add lines 1C through 3C and enter the total.....	4C	300	00
5C	If you did not itemize deductions on your federal return (1040 Schedule A) and took a deduction for charitable contributions on your federal return, enter the amount of charitable contribution deduction reported on your federal return. (See Note 2).....	5C	300	00
6C	Total charitable contributions made in 2020 for which you are claiming a credit under Arizona law for the current (2020) or prior (2019) tax year.....	6C		00
7C	Subtract lines 5C and 6C from line 4C and enter the difference. If less than zero, enter "0".....	7C	0	00
8C	Multiply line 7C by 25% (.25) and enter the result.....	8C	0	00
9C	Enter your Arizona income ratio from page 1, line 27.....	9C	0.087	
10C	Multiply line 8C by the ratio on line 9C and enter the result.....	10C	0	00

- Enter the amount shown on line 10C on page 2, line 54
- Be sure to check box **53S** for Standard Deduction on line 53.
- Check box **54C** for charitable deductions on line 54. If you do not check this box, you may be denied the increased standard deduction.

Your Name (as shown on page 1)

Your Social Security Number

ISAMAR M RODRIGUEZ LIMA & MANOJ ENUGALA

150-92-0265

2020 Form 140NR Dependent and Other Exemption Information

Include page 4 with your return if:

- You are listing additional dependents (for box 10a and 10b) from page 1.
 - You are claiming *Other Exemptions* on page 2, line 49.

Part 1: Dependents (Box 10a and 10b) continued from page 1

*Information used to compute your allowable **Dependent Tax Credit** on page 2, line 59.*

NOTE: If you have more than three qualifying dependents, you **must** complete Part 1 *and* the worksheet in the instructions, to compute your Dependent Tax Credit on line 59.

	(a) FIRST AND LAST NAME (Do not list yourself or spouse.)	(b) SOCIALSECURITYNO.	(c) RELATIONSHIP	(d) NO. OF MONTHS LIVED IN YOUR HOME IN 2020	(e) ✓ Dependent Age included in:		(f) ✓ IF YOU DID NOT CLAIM THIS PERSON ON YOUR FEDERAL RETURN DUE TO EDUCATIONAL CREDITS
					1 (Box 10a)	2 (Box 10b)	
10g					<input type="checkbox"/>	<input type="checkbox"/>	<input type="checkbox"/>
10h					<input type="checkbox"/>	<input type="checkbox"/>	<input type="checkbox"/>
10i					<input type="checkbox"/>	<input type="checkbox"/>	<input type="checkbox"/>
10j					<input type="checkbox"/>	<input type="checkbox"/>	<input type="checkbox"/>
10k					<input type="checkbox"/>	<input type="checkbox"/>	<input type="checkbox"/>
10l					<input type="checkbox"/>	<input type="checkbox"/>	<input type="checkbox"/>
10m					<input type="checkbox"/>	<input type="checkbox"/>	<input type="checkbox"/>
10n					<input type="checkbox"/>	<input type="checkbox"/>	<input type="checkbox"/>
10o					<input type="checkbox"/>	<input type="checkbox"/>	<input type="checkbox"/>
10p					<input type="checkbox"/>	<input type="checkbox"/>	<input type="checkbox"/>
10q					<input type="checkbox"/>	<input type="checkbox"/>	<input type="checkbox"/>

Part 2: Other Exemptions

*Information used to compute your allowable **Other Exemptions** on page 2, line 49.*

	(a) FIRST AND LAST NAME (Do not list yourself or spouse.)	(b) SOCIALSECURITYNO.	(c) ✓ AGE 65 OR OVER (see instructions)		(d) ✓ STILLBORN CHILD IN 2020
			C1	C2	
1			<input type="checkbox"/>	<input type="checkbox"/>	<input type="checkbox"/>
2			<input type="checkbox"/>	<input type="checkbox"/>	<input type="checkbox"/>
3			<input type="checkbox"/>	<input type="checkbox"/>	<input type="checkbox"/>
4			<input type="checkbox"/>	<input type="checkbox"/>	<input type="checkbox"/>
5			<input type="checkbox"/>	<input type="checkbox"/>	<input type="checkbox"/>
6			<input type="checkbox"/>	<input type="checkbox"/>	<input type="checkbox"/>
7			<input type="checkbox"/>	<input type="checkbox"/>	<input type="checkbox"/>
8			<input type="checkbox"/>	<input type="checkbox"/>	<input type="checkbox"/>
9			<input type="checkbox"/>	<input type="checkbox"/>	<input type="checkbox"/>
10			<input type="checkbox"/>	<input type="checkbox"/>	<input type="checkbox"/>

Enter the total number of individuals listed in Part 2 in box 49E on page 2, line 49.