

# IRS e-file Signature Authorization

▶ ERO must obtain and retain completed Form 8879.  
▶ Go to [www.irs.gov/Form8879](http://www.irs.gov/Form8879) for the latest information.

Submission Identification Number (SID) ▶

Taxpayer's name RITESH KUMAR VANGAPALLI	Social security number 854-57-7914
Spouse's name	Spouse's social security number

## Part I Tax Return Information – Tax Year Ending December 31, 2020 (Enter year you are authorizing.)

Enter whole dollars only on lines 1 through 5.

**Note:** Form 1040-SS filers use line 4 only. Leave lines 1, 2, 3, and 5 blank.

1 Adjusted gross income . . . . .	1	109,919.
2 Total tax . . . . .	2	17,486.
3 Federal income tax withheld from Form(s) W-2 and Form(s) 1099 . . . . .	3	21,794.
4 Amount you want refunded to you . . . . .	4	4,308.
5 Amount you owe . . . . .	5	

## Part II Taxpayer Declaration and Signature Authorization (Be sure you get and keep a copy of your return)

Under penalties of perjury, I declare that I have examined a copy of the income tax return (original or amended) I am now authorizing, and to the best of my knowledge and belief, it is true, correct, and complete. I further declare that the amounts in Part I above are the amounts from the income tax return (original or amended) I am now authorizing. I consent to allow my intermediate service provider, transmitter, or electronic return originator (ERO) to send my return to the IRS and to receive from the IRS (a) an acknowledgement of receipt or reason for rejection of the transmission, (b) the reason for any delay in processing the return or refund, and (c) the date of any refund. If applicable, I authorize the U.S. Treasury and its designated Financial Agent to initiate an ACH electronic funds withdrawal (direct debit) entry to the financial institution account indicated in the tax preparation software for payment of my federal taxes owed on this return and/or a payment of estimated tax, and the financial institution to debit the entry to this account. This authorization is to remain in full force and effect until I notify the U.S. Treasury Financial Agent to terminate the authorization. To revoke (cancel) a payment, I must contact the U.S. Treasury Financial Agent at 1-888-353-4537. Payment cancellation requests must be received no later than 2 business days prior to the payment (settlement) date. I also authorize the financial institutions involved in the processing of the electronic payment of taxes to receive confidential information necessary to answer inquiries and resolve issues related to the payment. I further acknowledge that the personal identification number (PIN) below is my signature for the income tax return (original or amended) I am now authorizing and, if applicable, my Electronic Funds Withdrawal Consent.

### Taxpayer's PIN: check one box only

I authorize GLOBAL TAXES LLC to enter or generate my PIN 

7	7	9	1	4
---	---	---	---	---

 as my signature on the income tax return (original or amended) I am now authorizing.

I will enter my PIN as my signature on the income tax return (original or amended) I am now authorizing. Check this box **only** if you are entering your own PIN and your return is filed using the Practitioner PIN method. The ERO must complete Part III below.

Your signature ▶  Date ▶ \_\_\_\_\_

### Spouse's PIN: check one box only

I authorize \_\_\_\_\_ to enter or generate my PIN 

--	--	--	--	--

 as my signature on the income tax return (original or amended) I am now authorizing.

I will enter my PIN as my signature on the income tax return (original or amended) I am now authorizing. Check this box **only** if you are entering your own PIN and your return is filed using the Practitioner PIN method. The ERO must complete Part III below.

Spouse's signature ▶ \_\_\_\_\_ Date ▶ \_\_\_\_\_

## Practitioner PIN Method Returns Only—continue below

### Part III Certification and Authentication – Practitioner PIN Method Only

ERO's EFIN/PIN. Enter your six-digit EFIN followed by your five-digit self-selected PIN. 

5	8	7	2	7	8	6	1	9	8	9
---	---	---	---	---	---	---	---	---	---	---

 Don't enter all zeros

I certify that the above numeric entry is my PIN, which is my signature for the electronic individual income tax return (original or amended) I am now authorized to file for tax year indicated above for the taxpayer(s) indicated above. I confirm that I am submitting this return in accordance with the requirements of the Practitioner PIN method and Pub. 1345, Handbook for Authorized IRS e-file Providers of Individual Income Tax Returns.

ERO's signature ▶ \_\_\_\_\_ Date ▶ \_\_\_\_\_

**ERO Must Retain This Form – See Instructions  
Don't Submit This Form to the IRS Unless Requested To Do So**

**Filing Status**  Single  Married filing jointly  Married filing separately (MFS)  Head of household (HOH)  Qualifying widow(er) (QW)  
Check only one box. If you checked the MFS box, enter the name of your spouse. If you checked the HOH or QW box, enter the child's name if the qualifying person is a child but not your dependent ▶

Your first name and middle initial <b>RITESH KUMAR</b>	Last name <b>VANGAPALLI</b>	Your social security number <b>854-57-7914</b>
If joint return, spouse's first name and middle initial	Last name	Spouse's social security number

Home address (number and street). If you have a P.O. box, see instructions. <b>6700 W MEMORIAL RD</b>		Apt. no. <b>923</b>	<b>Presidential Election Campaign</b> Check here if you, or your spouse if filing jointly, want \$3 to go to this fund. Checking a box below will not change your tax or refund. <input type="checkbox"/> You <input type="checkbox"/> Spouse
City, town, or post office. If you have a foreign address, also complete spaces below. <b>OKLAHOMA CITY</b>	State <b>OK</b>	ZIP code <b>73142</b>	
Foreign country name	Foreign province/state/county	Foreign postal code	

At any time during 2020, did you receive, sell, send, exchange, or otherwise acquire any financial interest in any virtual currency?  Yes  No

**Standard Deduction** **Someone can claim:**  You as a dependent  Your spouse as a dependent  
 Spouse itemizes on a separate return or you were a dual-status alien

**Age/Blindness** You:  Were born before January 2, 1956  Are blind **Spouse:**  Was born before January 2, 1956  Is blind

	(1) First name	Last name	(2) Social security number	(3) Relationship to you	(4) <input checked="" type="checkbox"/> if qualifies for (see instructions):	Child tax credit	Credit for other dependents
If more than four dependents, see instructions and check here ▶ <input type="checkbox"/>					<input type="checkbox"/>	<input type="checkbox"/>	<input type="checkbox"/>
					<input type="checkbox"/>	<input type="checkbox"/>	<input type="checkbox"/>
					<input type="checkbox"/>	<input type="checkbox"/>	<input type="checkbox"/>
					<input type="checkbox"/>	<input type="checkbox"/>	<input type="checkbox"/>

	<b>1</b>	Wages, salaries, tips, etc. Attach Form(s) W-2 . . . . .		<b>1</b>	121,228.
Attach Sch. B if required.	<b>2a</b>	Tax-exempt interest . . . . .	<b>2a</b>	<b>2b</b>	1.
	<b>3a</b>	Qualified dividends . . . . .	<b>3a</b>	<b>3b</b>	
	<b>4a</b>	IRA distributions . . . . .	<b>4a</b>	<b>4b</b>	
	<b>5a</b>	Pensions and annuities . . . . .	<b>5a</b>	<b>5b</b>	
	<b>6a</b>	Social security benefits . . . . .	<b>6a</b>	<b>6b</b>	
	<b>7</b>	Capital gain or (loss). Attach Schedule D if required. If not required, check here . . . . . ▶ <input type="checkbox"/>		<b>7</b>	-3,000.
	<b>8</b>	Other income from Schedule 1, line 9 . . . . .		<b>8</b>	-8,010.
	<b>9</b>	Add lines 1, 2b, 3b, 4b, 5b, 6b, 7, and 8. This is your <b>total income</b> . . . . . ▶		<b>9</b>	110,219.
<b>Standard Deduction for—</b> • Single or Married filing separately, \$12,400 • Married filing jointly or Qualifying widow(er), \$24,800 • Head of household, \$18,650 • If you checked any box under Standard Deduction, see instructions.	<b>10</b> Adjustments to income:				
	<b>a</b>	From Schedule 1, line 22 . . . . .	<b>10a</b>		
	<b>b</b>	Charitable contributions if you take the standard deduction. See instructions . . . . .	<b>10b</b>	300.	
	<b>c</b>	Add lines 10a and 10b. These are your <b>total adjustments to income</b> . . . . . ▶		<b>10c</b>	300.
	<b>11</b>	Subtract line 10c from line 9. This is your <b>adjusted gross income</b> . . . . . ▶		<b>11</b>	109,919.
	<b>12</b>	<b>Standard deduction or itemized deductions</b> (from Schedule A) . . . . .		<b>12</b>	12,400.
	<b>13</b>	Qualified business income deduction. Attach Form 8995 or Form 8995-A . . . . .		<b>13</b>	
	<b>14</b>	Add lines 12 and 13 . . . . .		<b>14</b>	12,400.
	<b>15</b>	<b>Taxable income.</b> Subtract line 14 from line 11. If zero or less, enter -0- . . . . .		<b>15</b>	97,519.

16	Tax (see instructions). Check if any from Form(s): 1 <input type="checkbox"/> 8814 2 <input type="checkbox"/> 4972 3 <input type="checkbox"/> _____	16	17,486.
17	Amount from Schedule 2, line 3	17	
18	Add lines 16 and 17	18	17,486.
19	Child tax credit or credit for other dependents	19	
20	Amount from Schedule 3, line 7	20	
21	Add lines 19 and 20	21	
22	Subtract line 21 from line 18. If zero or less, enter -0-	22	17,486.
23	Other taxes, including self-employment tax, from Schedule 2, line 10	23	0.
24	Add lines 22 and 23. This is your <b>total tax</b>	24	17,486.
25	Federal income tax withheld from:		
a	Form(s) W-2	25a	21,794.
b	Form(s) 1099	25b	
c	Other forms (see instructions)	25c	
d	Add lines 25a through 25c	25d	21,794.
26	2020 estimated tax payments and amount applied from 2019 return	26	
27	Earned income credit (EIC) <b>NO</b>	27	
28	Additional child tax credit. Attach Schedule 8812	28	
29	American opportunity credit from Form 8863, line 8	29	
30	Recovery rebate credit. See instructions	30	
31	Amount from Schedule 3, line 13	31	
32	Add lines 27 through 31. These are your <b>total other payments and refundable credits</b>	32	
33	Add lines 25d, 26, and 32. These are your <b>total payments</b>	33	21,794.

• If you have a qualifying child, attach Sch. EIC.  
• If you have nontaxable combat pay, see instructions.

Refund

34	If line 33 is more than line 24, subtract line 24 from line 33. This is the amount you <b>overpaid</b>	34	4,308.
35a	Amount of line 34 you want <b>refunded to you</b> . If Form 8888 is attached, check here <input type="checkbox"/>	35a	4,308.
b	Routing number 1 0 3 0 0 0 6 4 8		
c	Type: <input checked="" type="checkbox"/> Checking <input type="checkbox"/> Savings		
d	Account number 3 5 0 3 7 5 7 6 9		
36	Amount of line 34 you want <b>applied to your 2021 estimated tax</b>	36	

Amount You Owe

For details on how to pay, see instructions.

37	Subtract line 33 from line 24. This is the <b>amount you owe now</b>	37	
<b>Note:</b> Schedule H and Schedule SE filers, line 37 may not represent all of the taxes you owe for 2020. See Schedule 3, line 12e, and its instructions for details.			
38	Estimated tax penalty (see instructions)	38	

Third Party Designee

Do you want to allow another person to discuss this return with the IRS? See instructions  Yes. Complete below.  No

Designee's name \_\_\_\_\_ Phone no. \_\_\_\_\_ Personal identification number (PIN) \_\_\_\_\_

Sign Here

Under penalties of perjury, I declare that I have examined this return and accompanying schedules and statements, and to the best of my knowledge and belief, they are true, correct, and complete. Declaration of preparer (other than taxpayer) is based on all information of which preparer has any knowledge.

Your signature	Date	Your occupation DATA SCIENTIST	If the IRS sent you an Identity Protection PIN, enter it here (see inst.)
Spouse's signature. If a joint return, <b>both</b> must sign.	Date	Spouse's occupation	If the IRS sent your spouse an Identity Protection PIN, enter it here (see inst.)
Phone no.	Email address		

Paid Preparer Use Only

Preparer's name SYAM PRIYA RAM SAGAR GUPTA TALLAM	Preparer's signature SYAM PRIYA RAM SAGAR GUPTA TALLAM	Date 03/17/2021	PTIN P02082703	Check if: <input type="checkbox"/> Self-employed
Firm's name GLOBAL TAXES LLC	Firm's address 2530 Pebble Creek Ln Cumming GA 30041			Phone no. (678) 965-9522 Firm's EIN 30-1017196

**SCHEDULE 1  
(Form 1040)**

Department of the Treasury  
Internal Revenue Service

**Additional Income and Adjustments to Income**

▶ **Attach to Form 1040, 1040-SR, or 1040-NR.**  
▶ **Go to [www.irs.gov/Form1040](http://www.irs.gov/Form1040) for instructions and the latest information.**

OMB No. 1545-0074

**2020**  
Attachment  
Sequence No. **01**

Name(s) shown on Form 1040, 1040-SR, or 1040-NR  
RITESH KUMAR VANGAPALLI

Your social security number  
854-57-7914

**Part I Additional Income**

<b>1</b>	Taxable refunds, credits, or offsets of state and local income taxes . . . . .	<b>1</b>	0.
<b>2a</b>	Alimony received . . . . .	<b>2a</b>	
<b>b</b>	Date of original divorce or separation agreement (see instructions) ▶ _____		
<b>3</b>	Business income or (loss). Attach Schedule C . . . . .	<b>3</b>	
<b>4</b>	Other gains or (losses). Attach Form 4797 . . . . .	<b>4</b>	
<b>5</b>	Rental real estate, royalties, partnerships, S corporations, trusts, etc. Attach Schedule E	<b>5</b>	-8,010.
<b>6</b>	Farm income or (loss). Attach Schedule F . . . . .	<b>6</b>	
<b>7</b>	Unemployment compensation . . . . .	<b>7</b>	
<b>8</b>	Other income. List type and amount ▶ _____	<b>8</b>	
<b>9</b>	Combine lines 1 through 8. Enter here and on Form 1040, 1040-SR, or 1040-NR, line 8 . . . . .	<b>9</b>	-8,010.

**Part II Adjustments to Income**

<b>10</b>	Educator expenses . . . . .	<b>10</b>	
<b>11</b>	Certain business expenses of reservists, performing artists, and fee-basis government officials. Attach Form 2106 . . . . .	<b>11</b>	
<b>12</b>	Health savings account deduction. Attach Form 8889 . . . . .	<b>12</b>	
<b>13</b>	Moving expenses for members of the Armed Forces. Attach Form 3903 . . . . .	<b>13</b>	
<b>14</b>	Deductible part of self-employment tax. Attach Schedule SE . . . . .	<b>14</b>	
<b>15</b>	Self-employed SEP, SIMPLE, and qualified plans . . . . .	<b>15</b>	
<b>16</b>	Self-employed health insurance deduction . . . . .	<b>16</b>	
<b>17</b>	Penalty on early withdrawal of savings . . . . .	<b>17</b>	
<b>18a</b>	Alimony paid . . . . .	<b>18a</b>	
<b>b</b>	Recipient's SSN . . . . . ▶ _____		
<b>c</b>	Date of original divorce or separation agreement (see instructions) ▶ _____		
<b>19</b>	IRA deduction . . . . .	<b>19</b>	
<b>20</b>	Student loan interest deduction . . . . .	<b>20</b>	
<b>21</b>	Tuition and fees deduction. Attach Form 8917 . . . . .	<b>21</b>	
<b>22</b>	Add lines 10 through 21. These are your <b>adjustments to income</b> . Enter here and on Form 1040, 1040-SR, or 1040-NR, line 10a . . . . .	<b>22</b>	

**SCHEDULE D**  
**(Form 1040)**

**Capital Gains and Losses**

OMB No. 1545-0074

**2020**

Attachment  
Sequence No. **12**

Department of the Treasury  
Internal Revenue Service (99)

▶ **Attach to Form 1040, 1040-SR, or 1040-NR.**  
▶ **Go to [www.irs.gov/ScheduleD](http://www.irs.gov/ScheduleD) for instructions and the latest information.**  
▶ **Use Form 8949 to list your transactions for lines 1b, 2, 3, 8b, 9, and 10.**

Name(s) shown on return  
**RITESH KUMAR VANGAPALLI**

Your social security number  
**854-57-7914**

Did you dispose of any investment(s) in a qualified opportunity fund during the tax year?  **Yes**  **No**  
If "Yes," attach Form 8949 and see its instructions for additional requirements for reporting your gain or loss.

**Part I Short-Term Capital Gains and Losses—Generally Assets Held One Year or Less** (see instructions)

See instructions for how to figure the amounts to enter on the lines below. This form may be easier to complete if you round off cents to whole dollars.	(d) Proceeds (sales price)	(e) Cost (or other basis)	(g) Adjustments to gain or loss from Form(s) 8949, Part I, line 2, column (g)	(h) Gain or (loss) Subtract column (e) from column (d) and combine the result with column (g)
<b>1a</b> Totals for all short-term transactions reported on Form 1099-B for which basis was reported to the IRS and for which you have no adjustments (see instructions). However, if you choose to report all these transactions on Form 8949, leave this line blank and go to line 1b .				
<b>1b</b> Totals for all transactions reported on Form(s) 8949 with <b>Box A</b> checked . . . . .	602,321.	691,159.	71,080.	-17,758.
<b>2</b> Totals for all transactions reported on Form(s) 8949 with <b>Box B</b> checked . . . . .				
<b>3</b> Totals for all transactions reported on Form(s) 8949 with <b>Box C</b> checked . . . . .				
<b>4</b> Short-term gain from Form 6252 and short-term gain or (loss) from Forms 4684, 6781, and 8824 . . . . .				<b>4</b>
<b>5</b> Net short-term gain or (loss) from partnerships, S corporations, estates, and trusts from Schedule(s) K-1 . . . . .				<b>5</b>
<b>6</b> Short-term capital loss carryover. Enter the amount, if any, from line 8 of your <b>Capital Loss Carryover Worksheet</b> in the instructions . . . . .				<b>6</b> ( 4,264. )
<b>7 Net short-term capital gain or (loss).</b> Combine lines 1a through 6 in column (h). If you have any long-term capital gains or losses, go to Part II below. Otherwise, go to Part III on the back . . . . .				<b>7</b> -22,022.

**Part II Long-Term Capital Gains and Losses—Generally Assets Held More Than One Year** (see instructions)

See instructions for how to figure the amounts to enter on the lines below. This form may be easier to complete if you round off cents to whole dollars.	(d) Proceeds (sales price)	(e) Cost (or other basis)	(g) Adjustments to gain or loss from Form(s) 8949, Part II, line 2, column (g)	(h) Gain or (loss) Subtract column (e) from column (d) and combine the result with column (g)
<b>8a</b> Totals for all long-term transactions reported on Form 1099-B for which basis was reported to the IRS and for which you have no adjustments (see instructions). However, if you choose to report all these transactions on Form 8949, leave this line blank and go to line 8b .				
<b>8b</b> Totals for all transactions reported on Form(s) 8949 with <b>Box D</b> checked . . . . .	20,711.	14,294.	-322.	6,095.
<b>9</b> Totals for all transactions reported on Form(s) 8949 with <b>Box E</b> checked . . . . .				
<b>10</b> Totals for all transactions reported on Form(s) 8949 with <b>Box F</b> checked . . . . .				
<b>11</b> Gain from Form 4797, Part I; long-term gain from Forms 2439 and 6252; and long-term gain or (loss) from Forms 4684, 6781, and 8824 . . . . .				<b>11</b>
<b>12</b> Net long-term gain or (loss) from partnerships, S corporations, estates, and trusts from Schedule(s) K-1 . . . . .				<b>12</b>
<b>13</b> Capital gain distributions. See the instructions . . . . .				<b>13</b>
<b>14</b> Long-term capital loss carryover. Enter the amount, if any, from line 13 of your <b>Capital Loss Carryover Worksheet</b> in the instructions . . . . .				<b>14</b> ( )
<b>15 Net long-term capital gain or (loss).</b> Combine lines 8a through 14 in column (h). Then, go to Part III on the back . . . . .				<b>15</b> 6,095.

**Part III Summary**

<b>16</b>	Combine lines 7 and 15 and enter the result . . . . .	<b>16</b>	-15,927.
	<ul style="list-style-type: none"> <li>• If line 16 is a <b>gain</b>, enter the amount from line 16 on Form 1040, 1040-SR, or 1040-NR, line 7. Then, go to line 17 below.</li> <li>• If line 16 is a <b>loss</b>, skip lines 17 through 20 below. Then, go to line 21. Also be sure to complete line 22.</li> <li>• If line 16 is <b>zero</b>, skip lines 17 through 21 below and enter -0- on Form 1040, 1040-SR, or 1040-NR, line 7. Then, go to line 22.</li> </ul>		
<b>17</b>	Are lines 15 and 16 <b>both</b> gains? <input type="checkbox"/> <b>Yes.</b> Go to line 18. <input type="checkbox"/> <b>No.</b> Skip lines 18 through 21, and go to line 22.		
<b>18</b>	If you are required to complete the <b>28% Rate Gain Worksheet</b> (see instructions), enter the amount, if any, from line 7 of that worksheet . . . . . ▶	<b>18</b>	
<b>19</b>	If you are required to complete the <b>Unrecaptured Section 1250 Gain Worksheet</b> (see instructions), enter the amount, if any, from line 18 of that worksheet . . . . . ▶	<b>19</b>	
<b>20</b>	Are lines 18 and 19 both zero or blank and are you not filing Form 4952? <input type="checkbox"/> <b>Yes.</b> Complete the <b>Qualified Dividends and Capital Gain Tax Worksheet</b> in the instructions for Forms 1040 and 1040-SR, line 16. <b>Don't</b> complete lines 21 and 22 below.  <input type="checkbox"/> <b>No.</b> Complete the <b>Schedule D Tax Worksheet</b> in the instructions. <b>Don't</b> complete lines 21 and 22 below.		
<b>21</b>	If line 16 is a loss, enter here and on Form 1040, 1040-SR, or 1040-NR, line 7, the <b>smaller</b> of: <ul style="list-style-type: none"> <li>• The loss on line 16; or</li> <li>• (\$3,000), or if married filing separately, (\$1,500) } . . . . .</li> </ul>	<b>21</b>	( 3,000. )
	<b>Note:</b> When figuring which amount is smaller, treat both amounts as positive numbers.		
<b>22</b>	Do you have qualified dividends on Form 1040, 1040-SR, or 1040-NR, line 3a?  <input type="checkbox"/> <b>Yes.</b> Complete the <b>Qualified Dividends and Capital Gain Tax Worksheet</b> in the instructions for Forms 1040 and 1040-SR, line 16.  <input checked="" type="checkbox"/> <b>No.</b> Complete the rest of Form 1040, 1040-SR, or 1040-NR.		







**SCHEDULE E**  
**(Form 1040)**

**Supplemental Income and Loss**

OMB No. 1545-0074

(From rental real estate, royalties, partnerships, S corporations, estates, trusts, REMICs, etc.)

**2020**

Department of the Treasury  
Internal Revenue Service (99)

▶ Attach to Form 1040, 1040-SR, 1040-NR, or 1041.

Attachment  
Sequence No. **13**

▶ Go to [www.irs.gov/ScheduleE](http://www.irs.gov/ScheduleE) for instructions and the latest information.

Name(s) shown on return

Your social security number

RITESH KUMAR VANGAPALLI

854-57-7914

**Part I** **Income or Loss From Rental Real Estate and Royalties** Note: If you are in the business of renting personal property, use **Schedule C**. See instructions. If you are an individual, report farm rental income or loss from **Form 4835** on page 2, line 40.

**A** Did you make any payments in 2020 that would require you to file Form(s) 1099? See instructions . . . . .  Yes  No

**B** If "Yes," did you or will you file required Form(s) 1099? . . . . .  Yes  No

<b>1a</b>	Physical address of each property (street, city, state, ZIP code)				
<b>A</b>	GAYATRI COLONY, KOTHAWADA WARANGAL TELANGANA IN 506002				
<b>B</b>					
<b>C</b>					
<b>1b</b>	Type of Property (from list below)	<b>2</b> For each rental real estate property listed above, report the number of fair rental and personal use days. Check the <b>QJV</b> box only if you meet the requirements to file as a qualified joint venture. See instructions.	Fair Rental Days	Personal Use Days	QJV
<b>A</b>	3		365	0	<input type="checkbox"/>
<b>B</b>					<input type="checkbox"/>
<b>C</b>					<input type="checkbox"/>

**Type of Property:**

- 1 Single Family Residence      3 Vacation/Short-Term Rental      5 Land      7 Self-Rental
- 2 Multi-Family Residence      4 Commercial      6 Royalties      8 Other (describe)

Income:		Properties:		A	B	C
<b>3</b>	Rents received . . . . .	<b>3</b>		550.		
<b>4</b>	Royalties received . . . . .	<b>4</b>				
<b>Expenses:</b>						
<b>5</b>	Advertising . . . . .	<b>5</b>				
<b>6</b>	Auto and travel (see instructions) . . . . .	<b>6</b>				
<b>7</b>	Cleaning and maintenance . . . . .	<b>7</b>		1,350.		
<b>8</b>	Commissions. . . . .	<b>8</b>				
<b>9</b>	Insurance . . . . .	<b>9</b>				
<b>10</b>	Legal and other professional fees . . . . .	<b>10</b>				
<b>11</b>	Management fees . . . . .	<b>11</b>		800.		
<b>12</b>	Mortgage interest paid to banks, etc. (see instructions)	<b>12</b>				
<b>13</b>	Other interest. . . . .	<b>13</b>				
<b>14</b>	Repairs. . . . .	<b>14</b>		2,350.		
<b>15</b>	Supplies . . . . .	<b>15</b>		2,100.		
<b>16</b>	Taxes . . . . .	<b>16</b>				
<b>17</b>	Utilities. . . . .	<b>17</b>		1,960.		
<b>18</b>	Depreciation expense or depletion . . . . .	<b>18</b>				
<b>19</b>	Other (list) ▶ . . . . .	<b>19</b>				
<b>20</b>	Total expenses. Add lines 5 through 19 . . . . .	<b>20</b>		8,560.		
<b>21</b>	Subtract line 20 from line 3 (rents) and/or 4 (royalties). If result is a (loss), see instructions to find out if you must file <b>Form 6198</b> . . . . .	<b>21</b>		-8,010.		
<b>22</b>	Deductible rental real estate loss after limitation, if any, on <b>Form 8582</b> (see instructions) . . . . .	<b>22</b>		( -8,010. )	( )	( )
<b>23a</b>	Total of all amounts reported on line 3 for all rental properties . . . . .	<b>23a</b>			550.	
<b>b</b>	Total of all amounts reported on line 4 for all royalty properties . . . . .	<b>23b</b>				
<b>c</b>	Total of all amounts reported on line 12 for all properties . . . . .	<b>23c</b>				
<b>d</b>	Total of all amounts reported on line 18 for all properties . . . . .	<b>23d</b>				
<b>e</b>	Total of all amounts reported on line 20 for all properties . . . . .	<b>23e</b>			8,560.	
<b>24</b>	<b>Income.</b> Add positive amounts shown on line 21. <b>Do not</b> include any losses . . . . .	<b>24</b>				
<b>25</b>	<b>Losses.</b> Add royalty losses from line 21 and rental real estate losses from line 22. Enter total losses here . . . . .	<b>25</b>		( 8,010. )		
<b>26</b>	<b>Total rental real estate and royalty income or (loss).</b> Combine lines 24 and 25. Enter the result here. If Parts II, III, IV, and line 40 on page 2 do not apply to you, also enter this amount on Schedule 1 (Form 1040), line 5. Otherwise, include this amount in the total on line 41 on page 2 . . . . .	<b>26</b>				-8,010.

For Paperwork Reduction Act Notice, see the separate instructions.

Schedule E (Form 1040) 2020

# Passive Activity Loss Limitations

Department of the Treasury  
Internal Revenue Service (99)

▶ See separate instructions.  
▶ Attach to Form 1040, 1040-SR, or 1041.  
▶ Go to [www.irs.gov/Form8582](http://www.irs.gov/Form8582) for instructions and the latest information.

Name(s) shown on return

RITESH KUMAR VANGAPALLI

Identifying number

854-57-7914

## Part I 2020 Passive Activity Loss

**Caution:** Complete Worksheets 1, 2, and 3 before completing Part I.

### Rental Real Estate Activities With Active Participation (For the definition of active participation, see Special Allowance for Rental Real Estate Activities in the instructions.)

<b>1a</b> Activities with net income (enter the amount from Worksheet 1, column (a)) . . . . .	<b>1a</b>	0.	
<b>b</b> Activities with net loss (enter the amount from Worksheet 1, column (b)) . . . . .	<b>1b</b>	( 8,010. )	
<b>c</b> Prior years' unallowed losses (enter the amount from Worksheet 1, column (c)) . . . . .	<b>1c</b>	( )	
<b>d</b> Combine lines 1a, 1b, and 1c . . . . .	<b>1d</b>		-8,010.

### Commercial Revitalization Deductions From Rental Real Estate Activities

<b>2a</b> Commercial revitalization deductions from Worksheet 2, column (a) . . . . .	<b>2a</b>	( )	
<b>b</b> Prior year unallowed commercial revitalization deductions from Worksheet 2, column (b) . . . . .	<b>2b</b>	( )	
<b>c</b> Add lines 2a and 2b . . . . .	<b>2c</b>	( )	

### All Other Passive Activities

<b>3a</b> Activities with net income (enter the amount from Worksheet 3, column (a)) . . . . .	<b>3a</b>	( )	
<b>b</b> Activities with net loss (enter the amount from Worksheet 3, column (b)) . . . . .	<b>3b</b>	( )	
<b>c</b> Prior years' unallowed losses (enter the amount from Worksheet 3, column (c)) . . . . .	<b>3c</b>	( )	
<b>d</b> Combine lines 3a, 3b, and 3c . . . . .	<b>3d</b>		

<b>4</b> Combine lines 1d, 2c, and 3d. If this line is zero or more, stop here and include this form with your return; all losses are allowed, including any prior year unallowed losses entered on line 1c, 2b, or 3c. Report the losses on the forms and schedules normally used . . . . .	<b>4</b>		-8,010.
--	----------	--	---------

- If line 4 is a loss and:
- Line 1d is a loss, go to Part II.
  - Line 2c is a loss (and line 1d is zero or more), skip Part II and go to Part III.
  - Line 3d is a loss (and lines 1d and 2c are zero or more), skip Parts II and III and go to line 15.

**Caution:** If your filing status is married filing separately and you lived with your spouse at any time during the year, **do not** complete Part II or Part III. Instead, go to line 15.

## Part II Special Allowance for Rental Real Estate Activities With Active Participation

**Note:** Enter all numbers in Part II as positive amounts. See instructions for an example.

<b>5</b> Enter the <b>smaller</b> of the loss on line 1d or the loss on line 4 . . . . .	<b>5</b>	8,010.
<b>6</b> Enter \$150,000. If married filing separately, see instructions . . . . .	<b>6</b>	150,000.
<b>7</b> Enter modified adjusted gross income, but not less than zero. See instructions . . . . .	<b>7</b>	117,929.
<b>Note:</b> If line 7 is greater than or equal to line 6, skip lines 8 and 9, enter -0- on line 10. Otherwise, go to line 8.		
<b>8</b> Subtract line 7 from line 6 . . . . .	<b>8</b>	32,071.
<b>9</b> Multiply line 8 by 50% (0.50). <b>Do not</b> enter more than \$25,000. If married filing separately, see instructions . . . . .	<b>9</b>	16,036.
<b>10</b> Enter the <b>smaller</b> of line 5 or line 9 . . . . .	<b>10</b>	8,010.

If line 2c is a loss, go to Part III. Otherwise, go to line 15.

## Part III Special Allowance for Commercial Revitalization Deductions From Rental Real Estate Activities

**Note:** Enter all numbers in Part III as positive amounts. See the example for Part II in the instructions.

<b>11</b> Enter \$25,000 reduced by the amount, if any, on line 10. If married filing separately, see instructions . . . . .	<b>11</b>	
<b>12</b> Enter the loss from line 4 . . . . .	<b>12</b>	
<b>13</b> Reduce line 12 by the amount on line 10 . . . . .	<b>13</b>	
<b>14</b> Enter the <b>smallest</b> of line 2c (treated as a positive amount), line 11, or line 13 . . . . .	<b>14</b>	

## Part IV Total Losses Allowed

<b>15</b> Add the income, if any, on lines 1a and 3a and enter the total . . . . .	<b>15</b>	0.
<b>16</b> <b>Total losses allowed from all passive activities for 2020.</b> Add lines 10, 14, and 15. See instructions to find out how to report the losses on your tax return . . . . .	<b>16</b>	8,010.

**Caution:** The worksheets must be filed with your tax return. Keep a copy for your records.

**Worksheet 1—For Form 8582, Lines 1a, 1b, and 1c** (see instructions)

Name of activity	Current year		Prior years	Overall gain or loss	
	(a) Net income (line 1a)	(b) Net loss (line 1b)	(c) Unallowed loss (line 1c)	(d) Gain	(e) Loss
GAYATRI COLONY, KOTHAWADA	0.	8,010.			8,010.
<b>Total.</b> Enter on Form 8582, lines 1a, 1b, and 1c	0.	8,010.			

**Worksheet 2—For Form 8582, Lines 2a and 2b** (see instructions)

Name of activity	(a) Current year deductions (line 2a)	(b) Prior year unallowed deductions (line 2b)	(c) Overall loss
<b>Total.</b> Enter on Form 8582, lines 2a and 2b			

**Worksheet 3—For Form 8582, Lines 3a, 3b, and 3c** (see instructions)

Name of activity	Current year		Prior years	Overall gain or loss	
	(a) Net income (line 3a)	(b) Net loss (line 3b)	(c) Unallowed loss (line 3c)	(d) Gain	(e) Loss
<b>Total.</b> Enter on Form 8582, lines 3a, 3b, and 3c					

**Worksheet 4—Use This Worksheet if an Amount Is Shown on Form 8582, Line 10 or 14.** See instructions.

Name of activity	Form or schedule and line number to be reported on (see instructions)	(a) Loss	(b) Ratio	(c) Special allowance	(d) Subtract column (c) from column (a)
GAYATRI COLONY, KOTHAWADA	E Ln 22	8,010.	1.00000000	8,010.	0.
<b>Total</b>		8,010.	1.00	8,010.	0.

**Worksheet 5—Allocation of Unallowed Losses** (see instructions)

Name of activity	Form or schedule and line number to be reported on (see instructions)	(a) Loss	(b) Ratio	(c) Unallowed loss
<b>Total</b>			1.00	



# Oklahoma Individual Income Tax Declaration for Electronic Filing

**2020  
Form 511EF**

**NOTE: Do not mail Oklahoma Tax Return - Form 511 or Form 511NR.**

**See instructions on Page 2 to determine if you are required to send Form 511EF to the OTC.**

Your first name and middle initial <b>RITESH KUMAR</b>	Last name <b>VANGAPALLI</b>	Your social security number <b>8 5 4 5 7 7 9 1 4</b>	
If a joint return, spouse's first name and middle initial	Last name	Spouse's social security number	
Mailing address (number and street, including apartment number, rural route or PO Box) <b>6700 W MEMORIAL RD</b>		Filing status <span style="border: 1px solid black; padding: 2px;">1</span>	
City, State, ZIP <b>OKLAHOMA CITY OK 73142</b>		Total number of exemptions <span style="border: 1px solid black; padding: 2px;">1</span>	

## Part One - Tax Return Information (whole dollars only)

1	Oklahoma Adjusted Gross Income (511, Line 7) or Adjusted Gross Income: All Sources (511NR, Line 7) .....	1	109919	00
2	Oklahoma Income Tax and Use Tax (511, Line 22 or 511NR, Line 26) .....	2	4940	00
3	Oklahoma Income Tax Payments and Credits (511, Line 33 or 511NR, Line 34) .....	3	5526	00
4	Refund (511, Line 38 or 511NR, Line 39) .....	4	586	00
5	Balance Due (511, Line 43 or 511NR, Line 44) .....	5	0	00

**For a balance due return with an electronic payment complete line 6b below. The due date for an electronic payment is April 20th. For a balance due return with a non-electronic payment enclose a payment with the 511-V and submit on or before the due date of April 15th. If the Internal Revenue Code (IRC) of the IRS provides for a later due date, your payment may be made by the later due date and will be considered timely. If the due date falls on a weekend or legal holiday when OTC offices are closed, your payment is due the next business day.**

## Part Two - Declaration of Taxpayer

6a  I consent that my refund be directly deposited as designated in the electronic portion of my 2020 Oklahoma income tax return. If I have filed a joint return, this is an irrevocable appointment of the other spouse as an agent to receive the refund.

6b  I authorize the Oklahoma State Treasury and its designated Financial Agent to initiate an ACH electronic funds withdrawal (direct debit) entry to the financial institution account indicated in the tax preparation software for payment of my Oklahoma taxes owed on this return and/or a payment of estimated tax. I also authorize the financial institutions involved in the processing of the electronic payment of taxes to receive confidential information necessary to answer inquiries and resolve issues related to the payment.

If I have filed a balance due return, I understand that if the Oklahoma Tax Commission (OTC) does not receive full and timely payment of my tax liability, I will remain liable for the tax liability and all applicable interest and penalties.

Under penalties of perjury, I declare I have compared the information contained on my return, with information I have provided to my Electronic Return Originator (ERO), and the amounts described in Part One above, agree with the amounts shown on the corresponding lines of my 2020 Oklahoma income tax return. To the best of my knowledge and belief, my return is true, correct, and complete. I consent that my return, including this declaration and accompanying schedules and statements, be sent to the OTC by my ERO.

In addition, by using a computer system and software to prepare and transmit my return electronically, I consent to the disclosure to the Oklahoma Tax Commission of all information pertaining to my use of the system and software and to the transmission of my tax return electronically.





Sign Here: \_\_\_\_\_  
Your Signature Date Spouse's Signature (If joint return, both must sign) Date

## Part Three - Declaration of Electronic Return Originator (ERO) and Paid Preparer

I declare I have reviewed the above taxpayer's return and the entries on Form 511EF are complete and correct to the best of my knowledge. (EROs who are collectors are not responsible for reviewing the taxpayer's return; however, they must ensure Form 511EF accurately reflects the data on the return.) I have obtained the taxpayer's signature on Form 511EF and I have provided the taxpayer with a copy of all forms and information to be filed with the OTC, and have followed all other requirements described in Pub. 1345, Handbook for Electronic Filers of Individual Income Tax Returns (Tax Year 2020). If I am also a Paid Preparer, under penalties of perjury I declare I have examined the above taxpayer's return and accompanying schedules and statements, and to the best of my knowledge and belief, they are true, correct, and complete. This Paid Preparer declaration is based on all information of which I have any knowledge.

ERO Use Only ERO or Paid Preparer's Signature	03/17/2021 Date	PTIN
Paid Preparer Use Only Paid Preparer Signature	03/17/2021 Date	P02082703 PTIN
Firm name (or yours if self-employed), <b>SYAM PRIYA RAM SAGAR GUPTA TALLAM</b>		
address and ZIP <b>2530 PEBBLE CREEK LN CUMMING GA 30041</b>		
Phone number ( <b>678</b> ) <b>965-9522</b>		

**FAILURE TO SUBMIT THIS PAGE  
WILL DELAY PROCESSING OF YOUR RETURN**





# Oklahoma Resident Income Tax Return

Your Social Security Number  Place an 'X' in this box if this taxpayer is deceased

Spouse's Social Security Number (joint return only)  Place an 'X' in this box if this taxpayer is deceased

**AMENDED RETURN!**  
Place an 'X' in this box if this is an amended 511. See Schedule 511-I.

### Name and Address - Please Print or Type

Your first name	Middle initial	Last name	If a joint return, spouse's first name	Middle initial	Last name
RITESH KUMAR		VANGAPALLI			
Mailing address (number and street, including apartment number, rural route or PO Box)			City	State	ZIP
6700 W MEMORIAL RD , APT. 923			OKLAHOMA CITY	OK	73142

**Filing Status**

1  Single

2  Married filing joint return (even if only one had income)

3  Married filing separate  
*(If spouse is also filing, list name and SSN in the boxes)*

Name	SSN

4  Head of household with qualifying person

5  Qualifying widow(er) with dependent child  
• Please list the year spouse died in box at right:

\* Note: If claiming Special Exemption, see instructions on page 9 of 511 Packet.

	Regular	* Special	Blind	
<b>Exemptions</b>	1	+	+	= 1 (a)
	0	+	+	
	<b>Number of dependents</b>			
Add the Totals from boxes (a), (b) and (c). Enter the TOTAL here:				= 1

Note: If you may be claimed as a dependent on another return, enter "0" in the Total box for your regular exemption.

Age 65 or Older? (Please see instructions)  Yourself  Spouse

### PART ONE: TO ARRIVE AT OKLAHOMA ADJUSTED GROSS INCOME

1	Federal adjusted gross income (from Federal 1040 or 1040-SR).....
2	Oklahoma Subtractions (provide Schedule 511-A).....
3	Line 1 minus line 2.....
4	Out-of-state income, except wages. Describe (4a) (Provide Federal schedule with detailed description; see instructions).....
5	Line 3 minus line 4b.....
6	Oklahoma Additions (provide Schedule 511-B).....
7	<b>Oklahoma adjusted gross income</b> (line 5 plus line 6)..... (If line 7 is different than line 1, provide a copy of your Federal return.)

Round to Nearest Whole Dollar

1	109919	00
2	0	00
3	109919	00
4b		00
5	109919	00
6		00
7	109919	00

### PART TWO: OKLAHOMA TAXABLE INCOME, TAX AND CREDITS

8	Oklahoma Adjustments (provide Schedule 511-C).....
9	Oklahoma income after adjustments (line 7 minus line 8).....
<b>STOP AND READ:</b> If line 4b is zero, complete lines 10-11. If line 4b is more than zero, see Schedule 511-E and do not complete lines 10-11.	
10	Oklahoma itemized deductions (from Schedule 511-D, line 11) or Oklahoma standard deduction (Single or Married Filing Separate: \$6,350 • Married Filing Joint or Qualifying Widow(er): \$12,700 • Head of Household: \$9,350).....
11	Exemptions: Enter the total number of exemptions claimed above <input type="text" value="1"/> X \$1,000.....
12	Total deductions and exemptions (add lines 10 and 11 or amount from Sch. 511-E, line 5).....
13	Oklahoma Taxable Income (line 9 minus line 12).....
14	(a) Oklahoma Income Tax from Tax Table (see pages 27-38 of instructions) or if using Farm Income Averaging, enter tax from Form 573, line 22 and enter a "1" in box on line 14..... <input type="text" value="4940"/> 00
	(b) If paying the Health Savings Account additional 10% tax, add additional tax here and enter a "2" in box on line 14. If recapturing the Oklahoma Affordable Housing Tax Credit, add recaptured credit here and enter a "3" in box on line 14. If making an Oklahoma installment payment pursuant to IRC Section 965(h) and 68 O.S. Sec. 2368(K), add the installment payment here and enter a "4" in the box on line 14..... <input type="text" value="00"/> 00
	Oklahoma Income Tax (line 14a plus line 14b)..... <input type="text" value="4940"/> 00
<b>STOP AND READ:</b> If line 7 is equal to or larger than line 1, complete lines 15 and 16. If line 7 is smaller than line 1, complete Schedules 511-F and 511-G.	
15	Oklahoma child care/child tax credit (see instructions).....
16	Oklahoma earned income credit (see instructions).....
17	Credit for taxes paid to another state (provide Form 511TX).....
18	Form 511CR - Other Credits Form. List 511CR line number claimed here: <input type="text"/>
19	<b>Income Tax</b> (line 14 minus lines 15-18) Do not enter less than zero.....

8		00
9	109919	00
10	6350	00
11	1000	00
12	7350	00
13	102569	00
14a	4940	00
14b		00
14	4940	00
15		00
16		00
17		00
18		00
19	4940	00

DO NOT PAY THIS AMOUNT. PAYMENT IS FIGURED ON LINE 43.



2020 Form 511 - Resident Income Tax Return - Page 2

The Oklahoma Tax Commission is not required to give actual notice to taxpayers of changes in any state tax law.

Name(s) shown on Form 511: RITESH KUMAR VANGAPALLI

Your Social Security Number: 854-57-7914

PART THREE: TAX, CREDITS AND PAYMENTS

Table with 3 columns: Line number, Description, Amount. Includes lines 20-33 for tax, credits, and payments.

PART FOUR: REFUND

Table with 3 columns: Line number, Description, Amount. Includes lines 34-38 for refund calculations.

Schedule 511-H provides you with the opportunity to make a financial gift from your refund to a variety of Oklahoma organizations. Please place the line number of the organization from Schedule 511-H in the box below.

Table with 3 columns: Line number, Description, Amount. Includes lines 36-38 for refund amounts.

Direct Deposit Note: Verify your account and routing numbers are correct. If your direct deposit fails to process or you do not choose direct deposit, you will receive a debit card.

Form for Direct Deposit: Is this refund going to or through an account that is located outside of the United States? Deposit my refund in my: checking account (selected) or savings account. Includes routing and account numbers.

PART FIVE: AMOUNT YOU OWE

Table with 3 columns: Line number, Description, Amount. Includes lines 39-43 for tax due and penalties.

Under penalty of perjury, I declare the information contained in this document, and all attachments and schedules, is true and correct to the best of my knowledge and belief. Place an 'X' in this box if the Oklahoma Tax Commission may discuss this return with your tax preparer.

Table for signatures and dates: Taxpayer's signature, Spouse's signature, and Paid Preparer's signature. Includes occupation, address, and phone number.

Do not staple documentation to this form. To attach items, please use a paper clip. Mailing Address for this form: P.O. Box 269045, Oklahoma City, OK 73126-9045