

IRS e-file Signature Authorization

▶ ERO must obtain and retain completed Form 8879.
▶ Go to www.irs.gov/Form8879 for the latest information.

Submission Identification Number (SID) ▶

Taxpayer's name SAI BHARGAV POTHUGUNTLA	Social security number 723-17-2678
Spouse's name	Spouse's social security number

Part I Tax Return Information – Tax Year Ending December 31, (Enter year you are authorizing.)

Enter whole dollars only on lines 1 through 5.

Note: Form 1040-SS filers use line 4 only. Leave lines 1, 2, 3, and 5 blank.

1	Adjusted gross income	1	96,615.
2	Total tax	2	14,320.
3	Federal income tax withheld from Form(s) W-2 and Form(s) 1099	3	18,163.
4	Amount you want refunded to you	4	3,843.
5	Amount you owe	5	

Part II Taxpayer Declaration and Signature Authorization (Be sure you get and keep a copy of your return)

Under penalties of perjury, I declare that I have examined a copy of the income tax return (original or amended) I am now authorizing, and to the best of my knowledge and belief, it is true, correct, and complete. I further declare that the amounts in Part I above are the amounts from the income tax return (original or amended) I am now authorizing. I consent to allow my intermediate service provider, transmitter, or electronic return originator (ERO) to send my return to the IRS and to receive from the IRS (a) an acknowledgement of receipt or reason for rejection of the transmission, (b) the reason for any delay in processing the return or refund, and (c) the date of any refund. If applicable, I authorize the U.S. Treasury and its designated Financial Agent to initiate an ACH electronic funds withdrawal (direct debit) entry to the financial institution account indicated in the tax preparation software for payment of my federal taxes owed on this return and/or a payment of estimated tax, and the financial institution to debit the entry to this account. This authorization is to remain in full force and effect until I notify the U.S. Treasury Financial Agent to terminate the authorization. To revoke (cancel) a payment, I must contact the U.S. Treasury Financial Agent at 1-888-353-4537. Payment cancellation requests must be received no later than 2 business days prior to the payment (settlement) date. I also authorize the financial institutions involved in the processing of the electronic payment of taxes to receive confidential information necessary to answer inquiries and resolve issues related to the payment. I further acknowledge that the personal identification number (PIN) below is my signature for the income tax return (original or amended) I am now authorizing and, if applicable, my Electronic Funds Withdrawal Consent.

Taxpayer's PIN: check one box only

- I authorize GLOBAL TAXES LLC to enter or generate my PIN

7	2	6	7	8
---	---	---	---	---

 as my signature on the income tax return (original or amended) I am now authorizing.
ERO firm name
Enter five digits, but don't enter all zeros
- I will enter my PIN as my signature on the income tax return (original or amended) I am now authorizing. Check this box **only** if you are entering your own PIN **and** your return is filed using the Practitioner PIN method. The ERO must complete Part III below.

Your signature ▶ _____ Date ▶ _____

Spouse's PIN: check one box only

- I authorize _____ to enter or generate my PIN

--	--	--	--	--

 as my signature on the income tax return (original or amended) I am now authorizing.
ERO firm name
Enter five digits, but don't enter all zeros
- I will enter my PIN as my signature on the income tax return (original or amended) I am now authorizing. Check this box **only** if you are entering your own PIN **and** your return is filed using the Practitioner PIN method. The ERO must complete Part III below.

Spouse's signature ▶ _____ Date ▶ _____

Practitioner PIN Method Returns Only—continue below

Part III Certification and Authentication – Practitioner PIN Method Only

ERO's EFIN/PIN. Enter your six-digit EFIN followed by your five-digit self-selected PIN.

5	8	7	2	7	8	6	1	9	8	9
---	---	---	---	---	---	---	---	---	---	---

Don't enter all zeros

I certify that the above numeric entry is my PIN, which is my signature for the electronic individual income tax return (original or amended) I am now authorized to file for tax year indicated above for the taxpayer(s) indicated above. I confirm that I am submitting this return in accordance with the requirements of the Practitioner PIN method and **Pub. 1345**, Handbook for Authorized IRS e-file Providers of Individual Income Tax Returns.

ERO's signature ▶ _____ Date ▶ _____

ERO Must Retain This Form – See Instructions
Don't Submit This Form to the IRS Unless Requested To Do So

Filing Status Single Married filing jointly Married filing separately (MFS) Head of household (HOH) Qualifying widow(er) (QW)
 Check only one box. If you checked the MFS box, enter the name of your spouse. If you checked the HOH or QW box, enter the child's name if the qualifying person is a child but not your dependent ▶

Your first name and middle initial SAI BHARGAV	Last name POTHUGUNTLA	Your social security number 723-17-2678
If joint return, spouse's first name and middle initial	Last name	Spouse's social security number
Home address (number and street). If you have a P.O. box, see instructions. 8101 CANTRELL RD		Apt. no. 1612
City, town, or post office. If you have a foreign address, also complete spaces below. LITTLE ROCK		State AR
Foreign country name		ZIP code 72227
Foreign province/state/county		Foreign postal code

Presidential Election Campaign
 Check here if you, or your spouse if filing jointly, want \$3 to go to this fund. Checking a box below will not change your tax or refund.
 You Spouse

At any time during 2020, did you receive, sell, send, exchange, or otherwise acquire any financial interest in any virtual currency? Yes No

Standard Deduction **Someone can claim:** You as a dependent Your spouse as a dependent
 Spouse itemizes on a separate return or you were a dual-status alien

Age/Blindness **You:** Were born before January 2, 1956 Are blind **Spouse:** Was born before January 2, 1956 Is blind

	(1) First name	Last name	(2) Social security number	(3) Relationship to you	(4) <input checked="" type="checkbox"/> if qualifies for (see instructions):
					Child tax credit
If more than four dependents, see instructions and check here ▶ <input type="checkbox"/>					<input type="checkbox"/>
					<input type="checkbox"/>
					<input type="checkbox"/>
					<input type="checkbox"/>

	1 Wages, salaries, tips, etc. Attach Form(s) W-2				1	104,147.
Attach Sch. B if required.	2a Tax-exempt interest	2a		b Taxable interest	2b	
	3a Qualified dividends	3a	2.	b Ordinary dividends	3b	2.
	4a IRA distributions	4a		b Taxable amount	4b	
	5a Pensions and annuities	5a		b Taxable amount	5b	
	6a Social security benefits	6a		b Taxable amount	6b	
	7 Capital gain or (loss). Attach Schedule D if required. If not required, check here ▶ <input type="checkbox"/>				7	326.
	8 Other income from Schedule 1, line 9				8	-7,860.
	9 Add lines 1, 2b, 3b, 4b, 5b, 6b, 7, and 8. This is your total income ▶				9	96,615.
	10 Adjustments to income:					
	a From Schedule 1, line 22	10a				
	b Charitable contributions if you take the standard deduction. See instructions	10b				
	c Add lines 10a and 10b. These are your total adjustments to income ▶				10c	
	11 Subtract line 10c from line 9. This is your adjusted gross income ▶				11	96,615.
	12 Standard deduction or itemized deductions (from Schedule A)				12	12,400.
	13 Qualified business income deduction. Attach Form 8995 or Form 8995-A				13	
	14 Add lines 12 and 13				14	12,400.
	15 Taxable income. Subtract line 14 from line 11. If zero or less, enter -0-				15	84,215.

16	Tax (see instructions). Check if any from Form(s): 1 <input type="checkbox"/> 8814 2 <input type="checkbox"/> 4972 3 <input type="checkbox"/> _____	16	14,320.
17	Amount from Schedule 2, line 3	17	
18	Add lines 16 and 17	18	14,320.
19	Child tax credit or credit for other dependents	19	
20	Amount from Schedule 3, line 7	20	
21	Add lines 19 and 20	21	
22	Subtract line 21 from line 18. If zero or less, enter -0-	22	14,320.
23	Other taxes, including self-employment tax, from Schedule 2, line 10	23	0.
24	Add lines 22 and 23. This is your total tax	24	14,320.
25	Federal income tax withheld from:		
a	Form(s) W-2	25a	18,163.
b	Form(s) 1099	25b	
c	Other forms (see instructions)	25c	
d	Add lines 25a through 25c	25d	18,163.
26	2020 estimated tax payments and amount applied from 2019 return	26	
27	Earned income credit (EIC) NO	27	
28	Additional child tax credit. Attach Schedule 8812	28	
29	American opportunity credit from Form 8863, line 8	29	
30	Recovery rebate credit. See instructions	30	
31	Amount from Schedule 3, line 13	31	
32	Add lines 27 through 31. These are your total other payments and refundable credits	32	
33	Add lines 25d, 26, and 32. These are your total payments	33	18,163.

• If you have a qualifying child, attach Sch. EIC.
• If you have nontaxable combat pay, see instructions.

Refund

34	If line 33 is more than line 24, subtract line 24 from line 33. This is the amount you overpaid	34	3,843.
35a	Amount of line 34 you want refunded to you . If Form 8888 is attached, check here <input type="checkbox"/>	35a	3,843.
b	Routing number 1 0 1 1 0 0 0 4 5		
c	Type: <input checked="" type="checkbox"/> Checking <input type="checkbox"/> Savings		
d	Account number 5 1 8 0 0 6 6 0 5 9 3 3		
36	Amount of line 34 you want applied to your 2021 estimated tax	36	

Amount You Owe

For details on how to pay, see instructions.

37	Subtract line 33 from line 24. This is the amount you owe now	37	
Note: Schedule H and Schedule SE filers, line 37 may not represent all of the taxes you owe for 2020. See Schedule 3, line 12e, and its instructions for details.			
38	Estimated tax penalty (see instructions)	38	

Third Party Designee

Do you want to allow another person to discuss this return with the IRS? See instructions Yes. Complete below. No

Designee's name _____ Phone no. _____ Personal identification number (PIN) _____

Sign Here

Under penalties of perjury, I declare that I have examined this return and accompanying schedules and statements, and to the best of my knowledge and belief, they are true, correct, and complete. Declaration of preparer (other than taxpayer) is based on all information of which preparer has any knowledge.

Your signature	Date	Your occupation SOFTWARE ENGINEER	If the IRS sent you an Identity Protection PIN, enter it here (see inst.)
Spouse's signature. If a joint return, both must sign.	Date	Spouse's occupation	If the IRS sent your spouse an Identity Protection PIN, enter it here (see inst.)
Phone no.	Email address		

Paid Preparer Use Only

Preparer's name SYAM PRIYA RAM SAGAR GUPTA TALLAM	Preparer's signature SYAM PRIYA RAM SAGAR GUPTA TALLAM	Date 02/19/2021	PTIN P02082703	Check if: <input type="checkbox"/> Self-employed
Firm's name GLOBAL TAXES LLC	Firm's address 2530 Pebble Creek Ln Cumming GA 30041			Phone no. (678) 965-9522 Firm's EIN 30-1017196

**SCHEDULE 1
(Form 1040)**

Department of the Treasury
Internal Revenue Service

Additional Income and Adjustments to Income

▶ **Attach to Form 1040, 1040-SR, or 1040-NR.**
▶ **Go to www.irs.gov/Form1040 for instructions and the latest information.**

OMB No. 1545-0074

2020
Attachment
Sequence No. **01**

Name(s) shown on Form 1040, 1040-SR, or 1040-NR
SAI BHARGAV POTHUGUNTLA

Your social security number
723-17-2678

Part I Additional Income

1	Taxable refunds, credits, or offsets of state and local income taxes	1	
2a	Alimony received	2a	
b	Date of original divorce or separation agreement (see instructions) ▶ _____		
3	Business income or (loss). Attach Schedule C	3	
4	Other gains or (losses). Attach Form 4797	4	
5	Rental real estate, royalties, partnerships, S corporations, trusts, etc. Attach Schedule E	5	-7,860.
6	Farm income or (loss). Attach Schedule F	6	
7	Unemployment compensation	7	
8	Other income. List type and amount ▶ _____	8	
9	Combine lines 1 through 8. Enter here and on Form 1040, 1040-SR, or 1040-NR, line 8	9	-7,860.

Part II Adjustments to Income

10	Educator expenses	10	
11	Certain business expenses of reservists, performing artists, and fee-basis government officials. Attach Form 2106	11	
12	Health savings account deduction. Attach Form 8889	12	
13	Moving expenses for members of the Armed Forces. Attach Form 3903	13	
14	Deductible part of self-employment tax. Attach Schedule SE	14	
15	Self-employed SEP, SIMPLE, and qualified plans	15	
16	Self-employed health insurance deduction	16	
17	Penalty on early withdrawal of savings	17	
18a	Alimony paid	18a	
b	Recipient's SSN ▶ _____		
c	Date of original divorce or separation agreement (see instructions) ▶ _____		
19	IRA deduction	19	
20	Student loan interest deduction	20	
21	Tuition and fees deduction. Attach Form 8917	21	
22	Add lines 10 through 21. These are your adjustments to income . Enter here and on Form 1040, 1040-SR, or 1040-NR, line 10a	22	

SCHEDULE D
(Form 1040)

Capital Gains and Losses

OMB No. 1545-0074

2020

Attachment
Sequence No. **12**

Department of the Treasury
Internal Revenue Service (99)

▶ **Attach to Form 1040, 1040-SR, or 1040-NR.**
▶ **Go to www.irs.gov/ScheduleD for instructions and the latest information.**
▶ **Use Form 8949 to list your transactions for lines 1b, 2, 3, 8b, 9, and 10.**

Name(s) shown on return

SAI BHARGAV POTHUGUNTLA

Your social security number

723-17-2678

Did you dispose of any investment(s) in a qualified opportunity fund during the tax year? **Yes** **No**

If "Yes," attach Form 8949 and see its instructions for additional requirements for reporting your gain or loss.

Part I Short-Term Capital Gains and Losses—Generally Assets Held One Year or Less (see instructions)

See instructions for how to figure the amounts to enter on the lines below.

This form may be easier to complete if you round off cents to whole dollars.

	(d) Proceeds (sales price)	(e) Cost (or other basis)	(g) Adjustments to gain or loss from Form(s) 8949, Part I, line 2, column (g)	(h) Gain or (loss) Subtract column (e) from column (d) and combine the result with column (g)
1a Totals for all short-term transactions reported on Form 1099-B for which basis was reported to the IRS and for which you have no adjustments (see instructions). However, if you choose to report all these transactions on Form 8949, leave this line blank and go to line 1b				
1b Totals for all transactions reported on Form(s) 8949 with Box A checked	10,426.	10,100.		326.
2 Totals for all transactions reported on Form(s) 8949 with Box B checked				
3 Totals for all transactions reported on Form(s) 8949 with Box C checked				
4 Short-term gain from Form 6252 and short-term gain or (loss) from Forms 4684, 6781, and 8824				4
5 Net short-term gain or (loss) from partnerships, S corporations, estates, and trusts from Schedule(s) K-1				5
6 Short-term capital loss carryover. Enter the amount, if any, from line 8 of your Capital Loss Carryover Worksheet in the instructions				6 ()
7 Net short-term capital gain or (loss). Combine lines 1a through 6 in column (h). If you have any long-term capital gains or losses, go to Part II below. Otherwise, go to Part III on the back				7 326.

Part II Long-Term Capital Gains and Losses—Generally Assets Held More Than One Year (see instructions)

See instructions for how to figure the amounts to enter on the lines below.

This form may be easier to complete if you round off cents to whole dollars.

	(d) Proceeds (sales price)	(e) Cost (or other basis)	(g) Adjustments to gain or loss from Form(s) 8949, Part II, line 2, column (g)	(h) Gain or (loss) Subtract column (e) from column (d) and combine the result with column (g)
8a Totals for all long-term transactions reported on Form 1099-B for which basis was reported to the IRS and for which you have no adjustments (see instructions). However, if you choose to report all these transactions on Form 8949, leave this line blank and go to line 8b				
8b Totals for all transactions reported on Form(s) 8949 with Box D checked				
9 Totals for all transactions reported on Form(s) 8949 with Box E checked				
10 Totals for all transactions reported on Form(s) 8949 with Box F checked				
11 Gain from Form 4797, Part I; long-term gain from Forms 2439 and 6252; and long-term gain or (loss) from Forms 4684, 6781, and 8824				11
12 Net long-term gain or (loss) from partnerships, S corporations, estates, and trusts from Schedule(s) K-1				12
13 Capital gain distributions. See the instructions				13
14 Long-term capital loss carryover. Enter the amount, if any, from line 13 of your Capital Loss Carryover Worksheet in the instructions				14 ()
15 Net long-term capital gain or (loss). Combine lines 8a through 14 in column (h). Then, go to Part III on the back				15

Part III Summary

16	Combine lines 7 and 15 and enter the result	16	326.
	<ul style="list-style-type: none"> • If line 16 is a gain, enter the amount from line 16 on Form 1040, 1040-SR, or 1040-NR, line 7. Then, go to line 17 below. • If line 16 is a loss, skip lines 17 through 20 below. Then, go to line 21. Also be sure to complete line 22. • If line 16 is zero, skip lines 17 through 21 below and enter -0- on Form 1040, 1040-SR, or 1040-NR, line 7. Then, go to line 22. 		
17	Are lines 15 and 16 both gains? <input type="checkbox"/> Yes. Go to line 18. <input checked="" type="checkbox"/> No. Skip lines 18 through 21, and go to line 22.		
18	If you are required to complete the 28% Rate Gain Worksheet (see instructions), enter the amount, if any, from line 7 of that worksheet ▶	18	
19	If you are required to complete the Unrecaptured Section 1250 Gain Worksheet (see instructions), enter the amount, if any, from line 18 of that worksheet ▶	19	
20	Are lines 18 and 19 both zero or blank and are you not filing Form 4952? <input type="checkbox"/> Yes. Complete the Qualified Dividends and Capital Gain Tax Worksheet in the instructions for Forms 1040 and 1040-SR, line 16. Don't complete lines 21 and 22 below. <input type="checkbox"/> No. Complete the Schedule D Tax Worksheet in the instructions. Don't complete lines 21 and 22 below.		
21	If line 16 is a loss, enter here and on Form 1040, 1040-SR, or 1040-NR, line 7, the smaller of: <ul style="list-style-type: none"> • The loss on line 16; or • (\$3,000), or if married filing separately, (\$1,500) } Note: When figuring which amount is smaller, treat both amounts as positive numbers.	21	()
22	Do you have qualified dividends on Form 1040, 1040-SR, or 1040-NR, line 3a? <input checked="" type="checkbox"/> Yes. Complete the Qualified Dividends and Capital Gain Tax Worksheet in the instructions for Forms 1040 and 1040-SR, line 16. <input type="checkbox"/> No. Complete the rest of Form 1040, 1040-SR, or 1040-NR.		

Sales and Other Dispositions of Capital Assets

Department of the Treasury
Internal Revenue Service

► Go to www.irs.gov/Form8949 for instructions and the latest information.
► File with your Schedule D to list your transactions for lines 1b, 2, 3, 8b, 9, and 10 of Schedule D.

Name(s) shown on return

Social security number or taxpayer identification number

SAI BHARGAV POTHUGUNTLA

723-17-2678

Before you check Box A, B, or C below, see whether you received any Form(s) 1099-B or substitute statement(s) from your broker. A substitute statement will have the same information as Form 1099-B. Either will show whether your basis (usually your cost) was reported to the IRS by your broker and may even tell you which box to check.

Part I Short-Term. Transactions involving capital assets you held 1 year or less are generally short-term (see instructions). For long-term transactions, see page 2.

Note: You may aggregate all short-term transactions reported on Form(s) 1099-B showing basis was reported to the IRS and for which no adjustments or codes are required. Enter the totals directly on Schedule D, line 1a; you aren't required to report these transactions on Form 8949 (see instructions).

You must check Box A, B, or C below. Check only one box. If more than one box applies for your short-term transactions, complete a separate Form 8949, page 1, for each applicable box. If you have more short-term transactions than will fit on this page for one or more of the boxes, complete as many forms with the same box checked as you need.

- (A)** Short-term transactions reported on Form(s) 1099-B showing basis was reported to the IRS (see **Note** above)
- (B)** Short-term transactions reported on Form(s) 1099-B showing basis **wasn't** reported to the IRS
- (C)** Short-term transactions not reported to you on Form 1099-B

1	(a) Description of property (Example: 100 sh. XYZ Co.)	(b) Date acquired (Mo., day, yr.)	(c) Date sold or disposed of (Mo., day, yr.)	(d) Proceeds (sales price) (see instructions)	(e) Cost or other basis. See the Note below and see <i>Column (e)</i> in the separate instructions	Adjustment, if any, to gain or loss. If you enter an amount in column (g), enter a code in column (f). See the separate instructions.		(h) Gain or (loss). Subtract column (e) from column (d) and combine the result with column (g)
						(f) Code(s) from instructions	(g) Amount of adjustment	
	Robinhood Securities LLC	05/05/20	12/12/20	10,426.	10,100.			326.
2 Totals. Add the amounts in columns (d), (e), (g), and (h) (subtract negative amounts). Enter each total here and include on your Schedule D, line 1b (if Box A above is checked), line 2 (if Box B above is checked), or line 3 (if Box C above is checked) ►				10,426.	10,100.			326.

Note: If you checked Box A above but the basis reported to the IRS was incorrect, enter in column (e) the basis as reported to the IRS, and enter an adjustment in column (g) to correct the basis. See *Column (g)* in the separate instructions for how to figure the amount of the adjustment.

SCHEDULE E
(Form 1040)

Supplemental Income and Loss

OMB No. 1545-0074

(From rental real estate, royalties, partnerships, S corporations, estates, trusts, REMICs, etc.)

2020

Department of the Treasury
Internal Revenue Service (99)

▶ Attach to Form 1040, 1040-SR, 1040-NR, or 1041.

Attachment
Sequence No. **13**

▶ Go to www.irs.gov/ScheduleE for instructions and the latest information.

Name(s) shown on return

Your social security number

SAI BHARGAV POTHUGUNTLA

723-17-2678

Part I Income or Loss From Rental Real Estate and Royalties Note: If you are in the business of renting personal property, use **Schedule C**. See instructions. If you are an individual, report farm rental income or loss from **Form 4835** on page 2, line 40.

A Did you make any payments in 2020 that would require you to file Form(s) 1099? See instructions Yes No

B If "Yes," did you or will you file required Form(s) 1099? Yes No

1a	Physical address of each property (street, city, state, ZIP code)				
A	501 ADITYA DIVENKA APTS GUNTUR ANDHRA PRADESH IN 522006				
B					
C					
1b	Type of Property (from list below)	2 For each rental real estate property listed above, report the number of fair rental and personal use days. Check the QJV box only if you meet the requirements to file as a qualified joint venture. See instructions.	Fair Rental Days	Personal Use Days	QJV
A	3		365	0	<input type="checkbox"/>
B					<input type="checkbox"/>
C					<input type="checkbox"/>

Type of Property:

- 1 Single Family Residence 3 Vacation/Short-Term Rental 5 Land 7 Self-Rental
- 2 Multi-Family Residence 4 Commercial 6 Royalties 8 Other (describe)

Income:		Properties:		A	B	C
3	Rents received	3		450.		
4	Royalties received	4				
Expenses:						
5	Advertising	5				
6	Auto and travel (see instructions)	6				
7	Cleaning and maintenance	7		1,500.		
8	Commissions.	8				
9	Insurance	9				
10	Legal and other professional fees	10				
11	Management fees	11		1,600.		
12	Mortgage interest paid to banks, etc. (see instructions)	12				
13	Other interest.	13				
14	Repairs.	14		1,570.		
15	Supplies	15		1,640.		
16	Taxes	16				
17	Utilities	17		2,000.		
18	Depreciation expense or depletion	18				
19	Other (list) ▶	19				
20	Total expenses. Add lines 5 through 19	20		8,310.		
21	Subtract line 20 from line 3 (rents) and/or 4 (royalties). If result is a (loss), see instructions to find out if you must file Form 6198	21		-7,860.		
22	Deductible rental real estate loss after limitation, if any, on Form 8582 (see instructions)	22		(-7,860.)	()	()
23a	Total of all amounts reported on line 3 for all rental properties	23a		450.		
b	Total of all amounts reported on line 4 for all royalty properties	23b				
c	Total of all amounts reported on line 12 for all properties	23c				
d	Total of all amounts reported on line 18 for all properties	23d				
e	Total of all amounts reported on line 20 for all properties	23e		8,310.		
24	Income. Add positive amounts shown on line 21. Do not include any losses	24				
25	Losses. Add royalty losses from line 21 and rental real estate losses from line 22. Enter total losses here	25		(7,860.)		
26	Total rental real estate and royalty income or (loss). Combine lines 24 and 25. Enter the result here. If Parts II, III, IV, and line 40 on page 2 do not apply to you, also enter this amount on Schedule 1 (Form 1040), line 5. Otherwise, include this amount in the total on line 41 on page 2	26		-7,860.		

For Paperwork Reduction Act Notice, see the separate instructions.

Schedule E (Form 1040) 2020

Passive Activity Loss Limitations

Department of the Treasury
Internal Revenue Service (99)

▶ See separate instructions.
▶ Attach to Form 1040, 1040-SR, or 1041.
▶ Go to www.irs.gov/Form8582 for instructions and the latest information.

Name(s) shown on return

SAI BHARGAV POTHUGUNTLA

Identifying number

723-17-2678

Part I 2020 Passive Activity Loss

Caution: Complete Worksheets 1, 2, and 3 before completing Part I.

Rental Real Estate Activities With Active Participation (For the definition of active participation, see Special Allowance for Rental Real Estate Activities in the instructions.)

1a Activities with net income (enter the amount from Worksheet 1, column (a))	1a	0.	
b Activities with net loss (enter the amount from Worksheet 1, column (b))	1b	(7,860.)	
c Prior years' unallowed losses (enter the amount from Worksheet 1, column (c))	1c	()	
d Combine lines 1a, 1b, and 1c	1d		-7,860.

Commercial Revitalization Deductions From Rental Real Estate Activities

2a Commercial revitalization deductions from Worksheet 2, column (a)	2a	()	
b Prior year unallowed commercial revitalization deductions from Worksheet 2, column (b)	2b	()	
c Add lines 2a and 2b	2c	()	

All Other Passive Activities

3a Activities with net income (enter the amount from Worksheet 3, column (a))	3a	()	
b Activities with net loss (enter the amount from Worksheet 3, column (b))	3b	()	
c Prior years' unallowed losses (enter the amount from Worksheet 3, column (c))	3c	()	
d Combine lines 3a, 3b, and 3c	3d		

4 Combine lines 1d, 2c, and 3d. If this line is zero or more, stop here and include this form with your return; all losses are allowed, including any prior year unallowed losses entered on line 1c, 2b, or 3c. Report the losses on the forms and schedules normally used	4		-7,860.
--	----------	--	---------

- If line 4 is a loss and:
- Line 1d is a loss, go to Part II.
 - Line 2c is a loss (and line 1d is zero or more), skip Part II and go to Part III.
 - Line 3d is a loss (and lines 1d and 2c are zero or more), skip Parts II and III and go to line 15.

Caution: If your filing status is married filing separately and you lived with your spouse at any time during the year, **do not** complete Part II or Part III. Instead, go to line 15.

Part II Special Allowance for Rental Real Estate Activities With Active Participation

Note: Enter all numbers in Part II as positive amounts. See instructions for an example.

5 Enter the smaller of the loss on line 1d or the loss on line 4	5		7,860.
6 Enter \$150,000. If married filing separately, see instructions	6	150,000.	
7 Enter modified adjusted gross income, but not less than zero. See instructions	7	104,475.	
Note: If line 7 is greater than or equal to line 6, skip lines 8 and 9, enter -0- on line 10. Otherwise, go to line 8.			
8 Subtract line 7 from line 6	8	45,525.	
9 Multiply line 8 by 50% (0.50). Do not enter more than \$25,000. If married filing separately, see instructions	9		22,763.
10 Enter the smaller of line 5 or line 9	10		7,860.

If line 2c is a loss, go to Part III. Otherwise, go to line 15.

Part III Special Allowance for Commercial Revitalization Deductions From Rental Real Estate Activities

Note: Enter all numbers in Part III as positive amounts. See the example for Part II in the instructions.

11 Enter \$25,000 reduced by the amount, if any, on line 10. If married filing separately, see instructions	11		
12 Enter the loss from line 4	12		
13 Reduce line 12 by the amount on line 10	13		
14 Enter the smallest of line 2c (treated as a positive amount), line 11, or line 13	14		

Part IV Total Losses Allowed

15 Add the income, if any, on lines 1a and 3a and enter the total	15		0.
16 Total losses allowed from all passive activities for 2020. Add lines 10, 14, and 15. See instructions to find out how to report the losses on your tax return	16		7,860.

Caution: The worksheets must be filed with your tax return. Keep a copy for your records.

Worksheet 1—For Form 8582, Lines 1a, 1b, and 1c (see instructions)

Name of activity	Current year		Prior years	Overall gain or loss	
	(a) Net income (line 1a)	(b) Net loss (line 1b)	(c) Unallowed loss (line 1c)	(d) Gain	(e) Loss
501 ADITYA DIVENKA APTS	0.	7,860.			7,860.
Total. Enter on Form 8582, lines 1a, 1b, and 1c	0.	7,860.			

Worksheet 2—For Form 8582, Lines 2a and 2b (see instructions)

Name of activity	(a) Current year deductions (line 2a)	(b) Prior year unallowed deductions (line 2b)	(c) Overall loss
Total. Enter on Form 8582, lines 2a and 2b			

Worksheet 3—For Form 8582, Lines 3a, 3b, and 3c (see instructions)

Name of activity	Current year		Prior years	Overall gain or loss	
	(a) Net income (line 3a)	(b) Net loss (line 3b)	(c) Unallowed loss (line 3c)	(d) Gain	(e) Loss
Total. Enter on Form 8582, lines 3a, 3b, and 3c					

Worksheet 4—Use This Worksheet if an Amount Is Shown on Form 8582, Line 10 or 14. See instructions.

Name of activity	Form or schedule and line number to be reported on (see instructions)	(a) Loss	(b) Ratio	(c) Special allowance	(d) Subtract column (c) from column (a)
501 ADITYA DIVENKA APTS	E Ln 22	7,860.	1.00000000	7,860.	0.
Total		7,860.	1.00	7,860.	0.

Worksheet 5—Allocation of Unallowed Losses (see instructions)

Name of activity	Form or schedule and line number to be reported on (see instructions)	(a) Loss	(b) Ratio	(c) Unallowed loss
Total			1.00	



New York State E-File Signature Authorization for Tax Year 2020
For Forms IT-201, IT-201-X, IT-203, IT-203-X, IT-214, and NYC-210

Electronic return originator (ERO): Do not mail this form to the Tax Department. Keep it for your records.

Form fields for Taxpayer's name (SAI BHARGAV POTHUGUNTLA) and Spouse's name (jointly filed return only)

Purpose

Form TR-579-IT must be completed to authorize an ERO to e-file a personal income tax return and to transmit bank account information for the electronic funds withdrawal.

EROs must complete Part C prior to transmitting electronically filed income tax returns (Forms IT-201, IT-201-X, IT-203, IT-203-X, IT-214, and NYC-210).

Both the paid preparer and the ERO are required to sign Part C. However, if an individual performs as both the paid preparer and the ERO, he or she is only required to sign as the paid preparer. It is not necessary to include the ERO signature in this case. Note that an alternative signature can be used as described in Publication 58, Information for Income Tax Return Preparers, available on our website.

General instructions

Taxpayers must complete Part B before the ERO transmits the taxpayer's electronically filed Forms IT-201, Resident Income Tax Return, IT-201-X, Amended Resident Income Tax Return, IT-203, Nonresident and Part-Year Resident Income Tax Return, IT-203-X, Amended Nonresident and Part-Year Resident Income Tax Return, IT-214, Claim for Real Property Tax Credit, or NYC-210, Claim for New York City School Tax Credit. Note that an electronic signature can be used as described in TSB-M-20(1)C, (2)I, E-File Authorizations (TR-579 forms) for Taxpayers Using a Paid Preparer for Electronically Filed Tax Returns.

This form is not required for electronically filed Form IT-370, Application for Automatic Six-Month Extension of Time to File for Individuals. See Form TR-579.1-IT, New York State Taxpayer Authorization for Electronic Funds Withdrawal for Tax Year 2020 Form IT-370 and Tax Year 2021 Form IT-2105.

For returns filed jointly, both spouses must complete and sign Form TR-579-IT.

Part A - Tax return information

Table with 6 rows for tax return information: 1. Federal adjusted gross income (96615), 2. Refund (181), 3. Amount you owe, 4. Financial institution routing number (101100045), 5. Financial institution account number (518006605933), 6. Account type (Personal checking checked).

Part B - Declaration of taxpayer and authorizations for Forms IT-201, IT-201-X, IT-203, IT-203-X, IT-214, and NYC-210

Under penalty of perjury, I declare that I have examined the information on my 2020 New York State electronic personal income tax return, including any accompanying schedules, attachments, and statements, and certify that my electronic return is true, correct, and complete. The ERO has my consent to send my 2020 New York State electronic return to New York State through the Internal Revenue Service (IRS). In addition, by using a computer system and software to prepare and transmit my form electronically, I consent to the disclosure to New York State of all information pertaining to the transmission of my tax form electronically. I understand that by executing this Form TR-579-IT, I am authorizing the ERO to sign and file this return on my behalf and agree that the ERO's submission of my personal income tax return to the

IRS, together with this authorization, will serve as the electronic signature for the return and any authorized payment transaction. If I am paying my New York State personal income taxes due by electronic funds withdrawal, I certify that the account holder has authorized the New York State Tax Department and its designated financial agents to initiate an electronic funds withdrawal from the financial institution account indicated on my 2020 electronic return, and authorized the financial institution to withdraw the amount from that account. As New York does not support International ACH Transactions (IAT), I attest the source for these funds is within the United States. I understand and agree that I may revoke this authorization for payment only by contacting the Tax Department no later than two (2) business days prior to the payment date.

Form fields for Taxpayer's signature and Spouse's signature (jointly filed return only) with corresponding date fields.

Part C - Declaration of electronic return originator (ERO) and paid preparer

Under penalty of perjury, I declare that the information contained in this 2020 New York State electronic personal income tax return is the information furnished to me by the taxpayer. If the taxpayer furnished me a completed paper 2020 New York State return signed by a paid preparer, I declare that the information contained in the taxpayer's 2020 New York State electronic return

is identical to that contained in the paper copy of the return. If I am the paid preparer, under penalty of perjury I declare that I have examined this 2020 New York State electronic personal income tax return, and, to the best of my knowledge and belief, the return is true, correct, and complete. I have based this declaration on all information available to me.

Do not mail Form TR-579-IT to the Tax Department:

EROs must keep this form for three years and present it to the Tax Department upon request.

Form fields for ERO's signature (GLOBAL TAXES LLC) and Paid preparer's signature (SYAM PRIYA RAM SAGAR GUPTA TALLAM) with corresponding date fields.



Department of Taxation and Finance

Nonresident and Part-Year Resident Income Tax Return

New York State • New York City • Yonkers • MCTMT

IT-203

For the year January 1, 2020, through December 31, 2020, or fiscal year beginning **20**
and ending

For help completing your return, see the instructions, Form IT-203-I.

Your first name and middle initial SAI BHARGAV		Your last name (for a joint return, enter spouse's name on line below) POTHUGUNTLA		Your date of birth (mmddyyyy) 11061991	Your Social Security number 723172678
Spouse's first name and middle initial		Spouse's last name		Spouse's date of birth (mmddyyyy)	Spouse's Social Security number
Mailing address (see instructions, page 14) (number and street or PO box) 8101 CANTRELL RD				Apartment number 1612	New York State county of residence NR
City, village, or post office LITTLE ROCK		State AR	ZIP code 72227	Country (if not United States)	School district name NR
Taxpayer's permanent home address (see instr., pg. 14) (no. and street or rural route)				Apartment no.	City, village, or post office
				School district code number	
State	ZIP code	Country (if not United States)		Decedent information	Taxpayer's date of death
					Spouse's date of death

A Filing status
(mark an X in one box):

- ① Single
- ② Married filing joint return (enter both spouses' Social Security numbers above)
- ③ Married filing separate return (enter both spouses' Social Security numbers above)
- ④ Head of household (with qualifying person)
- ⑤ Qualifying widow(er)

B Did you itemize your deductions on your 2020 federal income tax return? es No

C Can you be claimed as a dependent on another taxpayer's federal return? Yes No

D1 Did you have a financial account located in a foreign country? (see page 15) es No

D2 Were you required to report any nonqualified deferred compensation, as required by IRC § 457A, on your 20 federal return? (see page 15) es No

E New York City part-year residents only (see page 15)

(1) Number of months you lived in NY City in 2020
(2) Number of months your spouse lived in NY City in 2020

F Enter your 2-character special condition code(s) if applicable (see page 15)

G New York State part-year residents (see page 16)

Enter the date you moved into or out of NYS (mmddyyyy)
On the last day of the tax year (mark an X in one box):
1) Lived in NYS
2) Lived outside NYS; received income from NYS sources during nonresident period
3) Lived outside NYS; received no income from NYS sources during nonresident period

H New York State nonresidents (see page 16)

Did you or your spouse maintain living quarters in NYS in 2020? Yes No
(if Yes, complete Form IT-203-B)



I Dependent information (see page 16)

First name and middle initial	Last name	Relationship	Social Security number	Date of birth (mmddyyyy)

If more than 6 dependents, mark an X in the box.



203001203555

For office use only

NO HANDWRITTEN ENTRIES, OTHER THAN SIGNATURE, ON THIS FORM

Enter your Social Security number
723172678

Federal income and adjustments (see page 18)		Federal amount Whole dollars only	New York State amount Whole dollars only
1	Wages, salaries, tips, etc.	104147 .00	104147 .00
2	Taxable interest income00	.00
3	Ordinary dividends	2 .00	.00
4	Taxable refunds, credits, or offsets of state and local income taxes (also enter on line 24)00	.00
5	Alimony received00	.00
6	Business income or loss (submit a copy of federal Sch. C, Form 1040)00	.00
7	Capital gain or loss (if required, submit a copy of federal Sch. D, Form 1040)	326 .00	.00
8	Other gains or losses (submit a copy of federal Form 4797)00	.00
9	Taxable amount of IRA distributions. Beneficiaries: mark X in box <input type="checkbox"/>	.00	.00
10	Taxable amount of pensions/annuities. Beneficiaries: mark X in box <input type="checkbox"/>	.00	.00
11	Rental real estate, royalties, partnerships, S corporations, trusts, etc. (submit a copy of federal Schedule E, Form 1040)	-7860 .00	.00
12	Rental real estate included in line 11 (federal amount) 12. -7860 .00		
13	Farm income or loss (submit a copy of federal Sch. F, Form 1040)00	.00
14	Unemployment compensation.....	.00	.00
15	Taxable amount of Social Security benefits (also enter on line 26)00	.00
16	Other income (see page 24 Identify:00	.00
17	Ad lines 1 through 11 and 13 through 16	96615 .00	104147 .00
18	Total federal adjustments to income (see page 24) Identify:00	.00
19	Federal adjusted gross income (subtract line 18 from line 17) ..	96615 .00	104147 .00
19a	Recomputed federal adjusted gross income (see page 25, Line 19a worksheet)	96615 .00	104147 .00

New York additions (see page 26)			
20	Interest income on state and local bonds and obligations (but not those of New York State or its localities)00	.00
21	Public employee 414(h) retirement contributions00	.00
22	Other (Form IT-225, line 9)00	.00
23	Ad lines 19a through 22	96615 .00	104147 .00

New York subtractions (see page 27)			
24	Taxable refunds, credits, or offsets of state and local income taxes (from line 4)00	.00
25	Pensions of NYS and local governments and the federal government (see page 27)00	.00
26	Taxable amount of Social Security benefits (from line 15)00	.00
27	Interest income on U.S. government bonds00	.00
28	Pension and annuity income exclusion00	.00
29	Other (Form IT-225, line 18)00	.00
30	Add lines 24 through 2900	.00
31	New York adjusted gross income (subtract line 30 from line 23)	96615 .00	104147 .00

32 Enter the amount from line 31, **Federal amount** column **32** 96615 .00

NO HANDWRITTEN ENTRIES, OTHER THAN SIGNATURE, ON THIS FORM



Standard deduction or itemized deduction (see page 29)

33 Enter your **standard deduction** (table on page 29) or your **itemized deduction** (from Form IT-196).

Mark an **X** in the appropriate box: ... **Standard** – or – **Itemized**

33 Enter your standard deduction (table on page 29) or your itemized deduction (from Form IT-196). Mark an X in the appropriate box: ... <input checked="" type="checkbox"/> Standard – or – <input type="checkbox"/> Itemized	33	8000.00
34 Subtract line 33 from line 32 (if line 33 is more than line 32, leave blank)	34	88615.00
35 Dependent exemptions (enter the number of dependents listed in Item I; see page 29)	35	000.00
36 New York taxable income (subtract line 35 from line 34)	36	88615.00

Tax computation, credits, and other taxes

37 New York taxable income (from line 36)	37	88615.00
38 New York State tax on line 37 amount (see page 30)	38	5161.00
39 New York State household credit (page 30, table 1, 2, or 3)	39	.00
40 Subtract line 39 from line 38 (if line 39 is more than line 38, leave blank)	40	5161.00
41 New York State child and dependent care credit (see page 31)	41	.00
42 Subtract line 41 from line 40 (if line 41 is more than line 40, leave blank)	42	5161.00
43 New York State earned income credit (see page 31)	43	.00

44 Base tax (subtract line 43 from line 42; if line 43 is more than line 42, leave blank)	44	5161.00
---	-----------	---------

45 Income percentage (see page 31)	[]	New York State amount from line 31	104147.00	÷	Federal amount from line 31	96615.00	=	45	Round result to 4 decimal places	1.0780
---	-----	------------------------------------	-----------	---	-----------------------------	----------	---	-----------	----------------------------------	--------

46 Allocated New York State tax (multiply line 44 by the decimal on line 45)	46	5564.00
47 New York State nonrefundable credits (Form IT-203-ATT, line 8)	47	.00
48 Subtract line 47 from line 46 (if line 47 is more than line 46, leave blank)	48	5564.00
49 Net other New York State taxes (Form IT-203-ATT, line 33)	49	.00
50 Total New York State taxes (add lines 48 and 49)	50	5564.00

New York City and Yonkers taxes, credits, and surcharges, and MCTMT

51 Part-year New York City resident tax (Form IT-360.1)	51	.00
52 Part-year resident nonrefundable New York City child and dependent care credit	52	.00
52a Subtract line 52 from line 51	52a	.00
52b MCTMT net earnings base	52b	.00
52c MCTMT	52c	.00
53 Yonkers nonresident earnings tax (Form Y-203)	53	.00
54 Part-year Yonkers resident income tax surcharge (Form IT-360.1)	54	.00
55 Total New York City and Yonkers taxes / surcharges and MCTMT (add lines 52a, and 52c through 54)	55	.00
56 Sales or use tax (See the instructions on page 33. Do not leave line 56 blank.)	56	0.00
57 Voluntary contributions (Form IT-227, Part 2, line 1)	57	.00
58 Total New York State, New York City, Yonkers, and sales or use taxes, MCTMT, and voluntary contributions (add lines 50, 55, 56, and 57)	58	5564.00

See instructions on pages 31 and 32 to compute New York City and Yonkers taxes, credits, and surcharges, and MCTMT.

NO HANDWRITTEN ENTRIES, OTHER THAN SIGNATURE, ON THIS FORM



Enter your Social Security number
723172678

59 Enter amount from line 58 **59** 5564 .00

Payments and refundable credits (see page 34)

60 Part-year NYC school tax credit (fixed amount) (also complete E on front)	60	.00	If applicable, complete Form(s) IT-2 and/or IT-1099-R and submit them with your return (see pages 12 and 13). Do not send federal Form W-2 with your return.
60a NYC school tax credit (rate reduction amount)	60a	.00	
61 Other refundable credits (Form IT-203-ATT, line 17)	61	.00	
62 Total New York State tax withheld	62	5745 .00	
63 Total New York City tax withheld	63	.00	
64 Total Yonkers tax withheld	64	.00	
65 Total estimated tax payments/amount paid with Form IT-37	65	.00	
66 Total payments and refundable credits (add lines 60 through 65)	66	5745 .00	

Your refund, amount you owe, and account information (see pages 36 through 38)

6 Amount overpaid (if line 66 is more than line 59, subtract line 59 from line 66; see page 36)	67	181 .00
68 Amount of line 67 available for refund (subtract line 69 from line 67)	68	181 .00
68a Amount of line 68 that you want to deposit into a NYS 529 account (Form IT-195, line 4) (also submit Form IT-195)	68a	.00
68b Total refund after NYS 529 account deposit (subtract line 68a from line 68)	68b	181 .00

Mark one refund choice: direct deposit to checking or savings account (fill in line 73) - or - paper check

Refund? Direct deposit is the easiest, fastest way to get your refund.
See page 37 for payment options.

69 Amount of line 67 that you want applied to your 2021 estimated tax (see instructions)	69	.00
7 Amount you owe (if line 66 is less than line 59, subtract line 66 from line 59). To pay by electronic funds withdrawal, mark an X in the box <input type="checkbox"/> and fill in lines 73 and 74. If you pay by check or money order you must complete Form IT-201-V and mail it with your return.....	70	.00
71 Estimated tax penalty (include this amount on line 70, or reduce the overpayment on line 67; see page 37)	71	.00
72 Other penalties and interest (see page 37)	72	.00

See page 40 for the proper assembly of your return.

73 Account information for direct deposit or electronic funds withdrawal (see page 38).
If the funds for your payment (or refund) would come from (or go to) an account outside the U.S., mark an X in this box (see pg. 38)

73a Account type: Personal checking - or - Personal savings - or - Business checking - or - Business savings

73b Routing number 101100045 73c Account number 518006605933

74 Electronic funds withdrawal (see page 38) ate Amount00

Third-party designee? (see instr.) Yes <input type="checkbox"/> No <input checked="" type="checkbox"/>	Print designee's name	Designee's phone number	Personal identification number (PIN)
	Email:	(

▼ Paid preparer must complete ▼ (see instructions)	Preparer's NYTPRIN	NYTPRIN excl. code 0 9
Preparer's signature SYAM PRIYA RAM SAGAR GUP	Preparer's printed name SYAM PRIYA RAM SAGAR GUP	
Firm's name (or yours, if self-employed) GLOBAL TAXES LLC	Preparer's PTIN or SSN P02082703	
Address 2530 PEBBLE CREEK LN CUMMING GA 30041	Employer identification number 301017196	ate 02192021
Email: SYAM@GTAXFILE.COM		

▼ Taxpayer(s) must sign here ▼	
Your signature	
Your occupation SOFTWARE ENGINEER	
Spouse's signature and occupation (if joint return)	
Date	Daytime phone number (913)325 9105
Email: SAIBHARGAV8379@GMAIL.COM	

See instructions for where to mail your return.

NO HANDWRITTEN ENTRIES, OTHER THAN SIGNATURE, ON THIS FORM





Department of Taxation and Finance

Passive Activity Loss Limitations

For Nonresidents and Part-Year Residents

IT-182

Submit with your Form IT-203 or IT-205.

Name as shown on return SAI BHARGAV POTHUGUNTLA	Identifying number as shown on return 723172678
--	--

See the instructions, before completing this form.

Part I – Passive activity loss**Rental real estate activities with active participation**

1a Activities with net income from Worksheet 1, column (a).....	1a	0 .00	
1b Activities with net loss from Worksheet 1, column (b).....	1b	-7860 .00	
1c Prior years unallowed losses from Worksheet 1, column (c) (see instructions)	1c	.00	
1d Add lines 1a, 1b, and 1c.....	1d		-7860 .00

Commercial revitalization deductions from rental real estate activities

2a Commercial revitalization deductions from Worksheet 2, column (a)	2a	.00	
2b Prior year unallowed commercial revitalization deductions from Worksheet 2, column (b)	2b	.00	
2c Add lines 2a and 2b	2c		.00

All other passive activities

3a Activities with net income from Worksheet 3, column (a).....	3a	.00	
3b Activities with net loss from Worksheet 3, column (b).....	3b	.00	
3c Prior years unallowed losses from Worksheet 3, column (c) (see instructions)	3c	.00	
3d Add lines 3a, 3b, and 3c.....	3d		.00

- 4** Add lines 1d, 2c, and 3d. **Note:** If this line is zero or more, stop here and submit this form with your return; all losses are allowed, including any prior year unallowed losses entered on line 1c, 2b, or 3c. Report the losses on the forms and schedules normally used. **4** -7860 .00

If line 4 is a loss and: • Line 1d is a loss, go to Part II.

• Line 2c is a loss (and line 1d is zero or more), skip Part II and go to Part III.

• Line 3d is a loss (and lines 1d and 2c are zero or more), skip Parts II and III and go to Part IV, line 15.

Caution: If married filing separately, filing status ☉, and you lived with your spouse at any time during the year, **do not** complete Part II or Part III. Instead, go to line 15.

Part II – Special allowance for rental real estate activities with active participation**Note:** Enter all numbers in Part II as positive amounts (greater than zero). See instructions.

5 Enter the smaller of the loss on line 1d or the loss on line 4	5	7860 .00	
6 Enter 150,000 (if married filing separately, see instructions)	6	150000 .00	
7 Enter federal modified adjusted gross income, but not less than zero (see instr.)	7	104475 .00	
Note: If line 7 is greater than or equal to line 6, skip lines 8 and 9, and leave line 10 blank. Otherwise, go to line 8.			
8 Subtract line 7 from line 6	8	45525 .00	
9 Multiply line 8 by 50% (.5). Do not enter more than 25,000. (If married filing separately, filing status ☉, see instr.) ..	9	22763 .00	
10 Enter the smaller of line 5 or line 9	10	7860 .00	

If line 2c is a loss, go to Part III. Otherwise, go to line 15.

Part III – Special allowance for commercial revitalization deductions from rental real estate activities**Note:** Enter all numbers in Part III as positive amounts (greater than zero). See instructions.

11 Enter 25,000 reduced by the amount, if any, on line 10. (If married filing separately, filing status ☉, see instr.)	11	.00	
1 Enter the loss from line 4	12	.00	
13 Subtract line 10 from line 12	13	.00	
14 Enter the smallest of line 2c (treated as a positive amount), line 11, or line 13	14	.00	

Part IV – Total losses allowed

15 Add the income, if any, from lines 1a and 3a and enter the total	15	0 .00	
16 Total losses allowed from all passive activities for this year. (Add lines 10, 14, and 15. See the instructions to find out how to report the losses on your return.)	16		7860 .00

182001203555



Caution: File this form and its worksheets with your tax return. Keep a copy for your records.

Worksheet 1 – For Form IT-182, lines 1a, 1b, and 1c (see instructions)

Name of activity/property description and address	Date of acquisition	Date of sale	Current year		Prior years	Overall gain or loss	
			(a) Net income (line 1a)	(b) Net loss (line 1b)	(c) Unallowed loss (line 1c)	(d) Gain	(e) Loss
501 ADITYA DIVENKA APTS			0 .00	78 60 .00	.00	.00	78 60 .00
			.00	.00	.00	.00	.00
			.00	.00	.00	.00	.00
			.00	.00	.00	.00	.00
			.00	.00	.00	.00	.00
Totals. Enter on Form IT-182, lines 1a, 1b, and 1c			0 .00	78 60 .00	.00		

Worksheet 2 – For Form IT-182, lines 2a and 2b (see instructions)

Name of activity/property description and address	(a) Current year deductions (line 2a)	(b) Prior years' unallowed deductions (line 2b)	(c) Overall loss
	.00	.00	.00
	.00	.00	.00
	.00	.00	.00
	.00	.00	.00
Totals. Enter on Form IT-182, lines 2a and 2b.....			.00

Worksheet 3 – For Form IT-182, lines 3a, 3b, and 3c (see instructions)

Name of activity/property description and address	Date of acquisition	Date of sale	Current year		Prior years	Overall gain or loss	
			(a) Net income (line 3a)	(b) Net loss (line 3b)	(c) Unallowed loss (line 3c)	(d) Gain	(e) Loss
			.00	.00	.00	.00	.00
			.00	.00	.00	.00	.00
			.00	.00	.00	.00	.00
			.00	.00	.00	.00	.00
			.00	.00	.00	.00	.00
Totals. Enter on Form IT-182, lines 3a, 3b, and 3c00	.00	.00		

Worksheet 4 – Use this worksheet if an amount is shown on Form IT-182, line 10 or 14 (see instructions)

Name of activity/property description and address	Form or schedule and line number to be reported on	(a) Loss	(b) Ratio	(c) Special Allowance	(d) Subtract column (c) from column (a)
501 ADITYA DIVENKA APTS	E LN 22	78 60 .00	1.00000000	78 60 .00	0 .00
		.00		.00	.00
		.00		.00	.00
		.00		.00	.00
Totals.....		78 60 .00	1.00	78 60 .00	0 .00

182002203555



Worksheet 5 – Allocation of unallowed losses (see instructions)

Name of activity/property description and address	Form or schedule and line number to be reported on	(a) Loss	(b) Ratio	(c) Unallowed loss
		.00		.00
		.00		.00
		.00		.00
		.00		.00
Totals00	1.0	.00

Worksheet 6 – Allowed losses (see instructions)

Name of activity/property description and address	Form or schedule and line number to be reported on	(a) Loss	(b) Unallowed loss	(c) Allowed loss
		.00	.00	.00
		.00	.00	.00
		.00	.00	.00
		.00	.00	.00
Totals00	.00	.00

Worksheet 7 – Activities with losses reported on two or more different forms or schedules (see instructions)

Name of activity/property description and address:	(a)	(b)	(c) Ratio	(d) Unallowed loss	(e) Allowed loss
Form or schedule and line number to be reported on (see instructions): _____					
1a Net loss plus prior year unallowed loss from form or schedule00				
1b Net income from form or schedule00				
1c Subtract line 1b from line 1a. If zero or less, leave blank00		.00	.00
Form or schedule and line number to be reported on (see instructions): _____					
1a Net loss plus prior year unallowed loss from form or schedule00				
1b Net income from form or schedule00				
1c Subtract line 1b from line 1a. If zero or less, leave blank.....		.00		.00	.00
Form or schedule and line number to be reported on (see instructions): _____					
1a Net loss plus prior year unallowed loss from form or schedule00				
1b Net income from form or schedule00				
1c Subtract line 1b from line 1a. If zero or less, leave blank.....		.00		.00	.00
Totals00	1.00	.00	.00

182003203555





Department of Taxation and Finance

Summary of W-2 Statements

New York State • New York City • Yonkers

IT-2

Do not detach or separate the W-2 Records below. File Form IT-2 as an entire page with your return. See instructions.

W-2 Record 1

Box a Employee's Social Security number for this W-2 Record

723172678

Box b Employer identification number (EIN)

811004772

Box c Employer's information

Employer's name CAPRUS IT INC			
Employer's address (number and street) 5750 GENESIS CT STE 135			
City FRISCO	State TX	ZIP code 75034	Country (if not United States)

Box Wages, tips, other compensation

104147.00

Box 8 Allocated tips

.00

Box 10 Dependent care benefits

.00

Box 1 Nonqualified plans

.00

Box 12a Amount

.00

Code

||

Box 12b Amount

.00

Code

||

Box 12c Amount

.00

Code

||

Box 12d Amount

.00

Code

||

Box 14a Amount

31.00

Description

NY SDI

Box 14b Amount

197.00

Description

NY PFL

Box 14c Amount

.00

Description

Box 14d Amount

.00

Description

Box 13 Statutory employee Retirement plan Third-party sick pay

Corrected (W-2c)

NY State information:

Box 15a NY State

N|Y

Box 16a NYS wages, tips, etc.

104147.00

Box 17a NYS income tax withheld

5745.00

Other state information:

Box 15b other state

N|J

Box 16b Other state wages, tips, etc.

105664.00

Box 17b Other state income tax withheld

.00

NYC and Yonkers information (see instr.):

Box 18 Local wages, tips, etc.

Locality a .00

Locality b .00

Box 19 Local income tax withheld

Locality a .00

Locality b .00

Box 20 Locality name

Locality a

Locality b

Do not detach.

W-2 Record 2

Box a Employee's Social Security number for this W-2 Record

Box b Employer identification number (EIN)

Box c Employer's information

Employer's name			
Employer's address (number and street)			
City	State	ZIP code	Country (if not United States)

Box 1 Wages, tips, other compensation

.00

Box Allocated tips

.00

Box 10 Dependent care benefits

.00

Box 11 Nonqualified plans

.00

Box 12a Amount

.00

Code

||

Box 12b Amount

.00

Code

||

Box 12c Amount

.00

Code

||

Box 12d Amount

.00

Code

||

Box 14a Amount

.00

Description

Box 14b Amount

.00

Description

Box 14c Amount

.00

Description

Box 14d Amount

.00

Description

Box 13 Statutory employee Retirement plan Third-party sick pay

Corrected (W-2c)

NY State information:

Box 15a NY State

N|Y

Box 16a NYS wages, tips, etc.

.00

Box 17a NYS income tax withheld

.00

Other state information:

Box 15b other state

||

Box 16b Other state wages, tips, etc.

.00

Box 17b Other state income tax withheld

.00

NYC and Yonkers information (see instr.):

Box 18 Local wages, tips, etc.

Locality a .00

Locality b .00

Box 19 Local income tax withheld

Locality a .00

Locality b .00

Box 20 Locality name


Locality a

Locality b

NO HANDWRITTEN ENTRIES ON THIS FORM

102001203555





0130201010

2020 NJ-1040-V PAYMENT VOUCHER

Payment by Credit Card

You may pay your 2020 New Jersey income taxes or make payment of estimated tax for 2021 by credit card by visiting the Division's website at www.njtaxation.org and selecting "Make a Payment".

Payment by E-Check

You may pay your 2020 New Jersey income taxes or make a payment of estimated tax for 2021 by e-check. This option is available on the Division's Website at: www.njtaxation.org. Taxpayers who do not have access to the Internet can make a payment by calling the Division's Customer Service Call Center at 609-292-6400. **Do not use the payment voucher if you pay your taxes by e-check.**

Payment by Check

If you are paying your 2020 New Jersey income taxes, with your return, by check, be sure to enclose the payment voucher printed below with your check or money order. Mail to: State of New Jersey, Division of Taxation, Revenue Processing Center, PO Box 111, Trenton, NJ 08645-0111.

If you are paying your 2020 New Jersey income taxes, separate from your return, by check, be sure to enclose the payment voucher printed below with your check or money order. Mail to: State of New Jersey, Division of Taxation, Revenue Processing Center, PO Box 643, Trenton, NJ 08646-0643.

If you are making your first installment payment of estimated tax for 2021, use separate checks or money orders for each payment. Send your 2021 estimated tax payment with a NJ-1040-ES voucher to: State of New Jersey, Division of Taxation, Revenue Processing Center, PO Box 222, Trenton, NJ 08646-0222.

DO NOT CUT THIS PAGE

New Jersey Gross Income Tax
Resident Payment Voucher
NJ-1040-V

723-17-2678 POTH
POTHUGUNTLA, SAI BHARGAV
8101 CANTRELL RD, Apt. 1612
LITTLE ROCK, AR 72227

1555 2020


Make your check payable to 'State of New Jersey - TGI'.
Write your social security # and tax year on your check.

State of New Jersey
Division of Taxation
Revenue Processing Center
PO Box 643
Trenton, NJ 08646-0643

Enter amount of payment here:

29.00





040MP01200

For Privacy Act Notification, See Instructions

Your Social Security Number (required)
723172678

Last Name, First Name, Initial (Joint Filers enter first name and middle initial of each. Enter spouse's/CU partner's last name ONLY if different.)
POTHUGUNTALA SAI BHARGAV

Spouse's/CU Partner's SSN (if filing jointly)

County/Municipality Code (See Table page 50)
0906

Home Address (Number and Street, including apartment number)
8101 CANTRELL RD APT 1612

City, Town, Post Office
LITTLE ROCK

State ZIP Code
AR 72227

Driver's License Number (Voluntary) (See instructions)
943372921

- Federal extension filed.
- The address above is a foreign address.
- Your address has changed.
- Death certificate is enclosed.
- Do not want a paper form next year.
- I authorize the Division of Taxation to discuss my return and enclosures with my preparer.
- NJ-1040-O is enclosed.


Gubernatorial Elections Fund Note: This does not reduce your refund or increase your balance due.

Do you want to designate \$1 to the Gubernatorial Elections Fund?	You	Yes	No
If joint return, does your spouse want to designate \$1?	Spouse/CU Partner	Yes	No

Direct Deposit Information

dd1. Direct deposit indicator (1 for direct deposit, 4 for no direct deposit)	dd1.	4
dd2. Account type (C for checking, S for savings)	dd2.	
dd3. Fill in the checkbox if the direct deposit is going to an account outside the United States	dd3.	
dd4. Routing number	dd4.	
dd5. Account number	dd5.	





040MP02200

Name(s) as shown on Form NJ-1040
POTHUGUNTLA SAI BHARGAV

Your Social Security Number
723172678

1555

Part-year residents, provide months/days you were a New Jersey resident during 2020:
From: To:

Fiscal year filers only:
Enter month of your year end 2021

Filing Status
Fill in only one.

- 1. Single
- 2. Married/CU Couple, filing joint return
- 3. Married/CU Partner, filing separate return
- 4. Head of Household Enter spouse's/CU partner's SSN
- 5. Qualifying Widow(er)/Surviving CU Partner
Indicate the year of your spouse's/CU partner's death: 2018 2019


Exemptions

Fill in the ovals that apply. You must enter a total in the boxes to the right and complete the calculation.

6. Regular	<input checked="" type="checkbox"/>	Self	Spouse/CU Partner	Domestic Partner	1	x \$1,000 =	<u>1000</u>
7. Senior 65+ (Born in 1955 or earlier)	<input type="checkbox"/>	Self	Spouse/CU Partner			x \$1,000 =	_____
8. Blind/Disabled	<input type="checkbox"/>	Self	Spouse/CU Partner			x \$1,000 =	_____
9. Veteran	<input type="checkbox"/>	Self	Spouse/CU Partner			x \$6,000 =	_____
10. Qualified Dependent Children	<input type="checkbox"/>					x \$1,500 =	_____
11. Other Dependents	<input type="checkbox"/>					x \$1,500 =	_____
12. Dependents Attending Colleges (See instructions)	<input type="checkbox"/>					x \$1,000 =	_____
13. Total Exemption Amount (Add totals from the lines at 6 through 12)						13.	1000 .

14. Dependent Information. Provide the following information for each dependent.

	Last Name, First Name, Middle Initial	Social Security Number	Birth Year	No Health Insurance
a.	_____			
b.	_____			
c.	_____			
d.	_____			




040MP03200

Name(s) as shown on Form NJ-1040
POTHUGUNTLA SAI BHARGAV

Your Social Security Number
723172678

1555

15. Wages, salaries, tips, and other employee compensation (State wages from Box 16 of enclosed W-2(s)) (See instructions)	15.	105664	.
16a. Taxable interest income (Enclose federal Schedule B if over \$1,500) (See instructions)	16a.	.	.
16b. Tax-exempt interest income (Enclose Schedule) (See instructions) Do not include on line 16a	16b.	.	.
17. Dividends	17.	2	.
18. Net profits from business (Schedule NJ-BUS-1, Part I, line 4) (Enclose federal Schedule C)	18.	.	.
19. Net gains or income from disposition of property (Schedule NJ-DOP, line 4)	19.	326	.
20a. Pensions, Annuities, and IRA Withdrawals (See instructions)	20a.	.	.
20b. Excludable Pensions, Annuities, and IRA Withdrawals	20b.	.	.
21. Distributive Share of Partnership Income (Schedule NJ-BUS-1, Part II, line 4) (Enclose Schedule NJK-1 or federal Schedule K-1)	21.	.	.
22. Net pro rata share of S Corporation Income (Schedule NJ-BUS-1, Part III, line 4) (Enclose Schedule NJ-K-1 or federal Schedule K-1)	22.	.	.
23. Net gains or income from rents, royalties, patents, and copyrights (Schedule NJ-BUS-1, Part IV, line 4)	23.	.	.
24. Net Gambling Winnings (See instructions)	24.	.	.
25. Alimony and Separate Maintenance Payments received	25.	.	.
26. Other (Enclose documents) (See instructions)	26.	.	.
27. Total Income (Add lines 15, 16a, 17 through 20a, and 21 through 26)	27.	105992	.
28a. Retirement/Pension Exclusion (See instructions)	28a.	.	.
28b. Other Retirement Income Exclusion (See Worksheet D and instructions page 19)	28b.	.	.
28c. Total Exclusion Amount (Add lines 28a and 28b)	28c.	.	.
29. New Jersey Gross Income (Subtract line 28c from line 27) (See instructions)	29.	105992	.
30. Exemption Amount (Enter amount from line 13. Part-year residents see instr.)	30.	1000	.
31. Medical Expenses (See Worksheet F and instructions)	31.	.	.
32. Alimony and Separate Maintenance Payments (See instructions)	32.	.	.
33. Qualified Conservation Contribution	33.	.	.
34. Health Enterprise Zone Deduction	34.	.	.
35. Alternative Business Calculation Adjustment (Schedule NJ-BUS-2, line 11)	35.	0	.
36. Organ/Bone Marrow Donation Deduction (See instructions)	36.	.	.
37. Total Exemptions and Deductions (Add lines 30 through 36)	37.	1000	.
38. Taxable Income (Subtract line 37 from line 29)	38.	104992	.
39a. Total Property Taxes (18% of Rent) Paid (See instructions page 23)	39a.	1944	.
39b. Block	.	.	.
39b. Lot	.	.	.
39b. Qualifier			Fill in if you completed Worksheet G
39c. County/Municipality Code			
39d. Indicate your residency status during 2020 (fill in only one)	Homeowner	Tenant	Both
40. Property Tax Deduction (From Worksheet H) (See instructions)	40.	.	.
41. New Jersey Taxable Income (Subtract line 40 from line 38)	41.	104992	.
42. Tax on Amount on line 41 (Tax Table page 52)	42.	4562	.
43. Credit For Income Taxes Paid to Other Jurisdictions (Enclose Schedule NJ-COJ) (See instructions)	43.	4483	.
Enter Code		32	
44. Balance of Tax (Subtract line 43 from line 42)	44.	79	.
45. Child and Dependent Care Credit (See instructions)	45.	.	.
Fill in if you are a CU couple claiming the Child and Dependent Care Credit			
46. Sheltered Workshop Tax Credit	46.	.	.
47. Gold Star Family Counseling Credit (See instructions)	47.	.	.
48. Credit for Employer of Organ/Bone Marrow Donor (See instructions)	48.	.	.
49. Total credits (Add lines 45 through 48)	49.	.	.
50. Balance of Tax After Credits (Subtract line 49 from line 44) If zero or less, make no entry	50.	79	.
51. Use Tax Due on Internet, Mail-Order, or Other Out-of-State Purchases (See instructions) If no Use Tax, enter 0	51.	0	.
52. Interest on Underpayment of Estimated Tax	52.	.	.
Fill in if Form NJ-2210 is enclosed			



040MP04200

Name(s) as shown on Form NJ-1040
POTHUGUNTLA SAI BHARGAV

Your Social Security Number
723172678

1555

53. Shared Responsibility Payment (See instructions) REQUIRED Enclose Schedule HCC and fill in <input checked="" type="checkbox"/>	53.	0	.
54. Total Tax Due (Add lines 50 through 53)	54.	79	.
55. Total New Jersey Income Tax Withheld (Enclose Forms W-2 and 1099)	55.	.	.
56. Property Tax Credit (See instructions page 23)	56.	50	.
57. New Jersey Estimated Tax Payments/Credit from 2019 tax return	57.	.	.
58. New Jersey Earned Income Tax Credit (See instructions) Fill in if you had the IRS calculate your federal earned income credit Fill in if you are a CU couple claiming the NJ Earned Income Tax Credit	58.	.	.
59. Excess New Jersey UI/WF/SWF Withheld (Enclose Form NJ-2450) (See instructions)	59.	.	.
60. Excess New Jersey Disability Insurance Withheld (Enclose Form NJ-2450) (See instructions)	60.	.	.
61. Excess New Jersey Family Leave Insurance Withheld (Enclose Form NJ-2450) (See instructions)	61.	.	.
62. Wounded Warrior Caregivers Credit (See instructions)	62.	.	.
63. Pass-Through Business Alternative Income Tax Credit (See instructions)	63.	.	.
64. Total Withholdings, Credits, and Payments (Add lines 55 through 63)	64.	50	.
65. If line 64 is less than line 54, you have tax due. Subtract line 64 from line 54 and enter the amount you owe If you owe tax, you can still make a donation on lines 68 through 75.	65.	29	.
66. If the total on line 64 is more than line 54, you have an overpayment. Subtract line 54 from line 64 and enter the overpayment	66.	.	.
67. Amount from line 66 you want to credit to your 2021 tax	67.	.	.
68. Contribution to N.J. Endangered Wildlife Fund \$10 \$20 Other	68.	.	.
69. Contribution to N.J. Children's Trust Fund to Prevent Child Abuse \$10 \$20 Other	69.	.	.
70. Contribution to N.J. Vietnam Veterans' Memorial Fund \$10 \$20 Other	70.	.	.
71. Contribution to N.J. Breast Cancer Research Fund \$10 \$20 Other	71.	.	.
72. Contribution to U.S.S. New Jersey Educational Museum Fund \$10 \$20 Other	72.	.	.
73. Other Designated Contribution (See instructions) \$10 \$20 Other Enter Code	73.	.	.
74. Other Designated Contribution (See instructions) \$10 \$20 Other Enter Code	74.	.	.
75. Other Designated Contribution (See instructions) \$10 \$20 Other Enter Code	75.	.	.
76. Total Adjustments to Tax Due/Overpayment amount (Add lines 67 through 75)	76.	.	.
77. Balance due (If line 65 is more than zero, add line 65 and line 76)	77.	29	.
78. Refund amount (If line 66 is more than zero, subtract line 76 from line 66)	78.	.	.

Under penalties of perjury, I declare that I have examined this Income Tax return, including accompanying schedules and statements, and to the best of my knowledge and belief, it is true, correct, and complete. If prepared by a person other than the taxpayer, this declaration is based on all information of which the preparer has any knowledge.

Tax Due Address
Enclose payment along with the NJ-1040-V payment voucher and tax return. Use the labels provided with the envelope and mail to:
State of New Jersey
Division of Taxation
Revenue Processing Center - Payment
PO Box 111
Trenton, NJ 08645-0111
Include Social Security number and make check or money order payable to:
State of New Jersey - TGI
You can also make a payment on our website:
www.njtaxation.org
Refund or No Tax Due Address
Use the labels provided with the envelope and mail to:
New Jersey Division of Taxation
Revenue Processing Center - Refunds
PO Box 555
Trenton, NJ 08647-0555

Your Signature Date Spouse's/CU Partner's Signature (required if filing jointly) Date

Paid Preparer's Signature Federal Identification Number

SYAM PRIYA RAM SAGAR GUPTA TALLAM P02082703
Firm's Name Firm's Federal Employer Identification Number

GLOBAL TAXES LLC 30-1017196

Schedule NJ-DOP

Net Gains or Income From Disposition of Property

2020

List the net gains or income, less net loss, derived from the sale, exchange, or other disposition of property including real or personal whether tangible or intangible.						
	(a)	(b)	(c)	(d)	(e)	(f)
1.	Kind of property and description	Date acquired (mm/dd/yyyy)	Date sold (mm/dd/yyyy)	Gross sales price	Cost or other basis as adjusted (see instructions) and expense of sale	Gain or (loss) (d minus e)
	Robinhood Securities LLC	05/05/2020	12/12/2020	10,426.	10,100.	326.
2.	Capital Gains Distributions					
3.	Other Net Gains					
4.	Net Gains (Add lines 1, 2, and 3.) (Enter here and on line 19. If loss, enter ZERO here and make no entry on line 19.)					326.

Schedule NJ-WWC

Wounded Warrior Caregivers Credit

2020

<p>Did you provide care for a relative who was a qualifying armed services member (see instructions)? <input type="radio"/> Yes <input type="radio"/> No</p> <p>If "Yes," enter the name and Social Security number of the qualifying service member.</p> <p style="text-align: center;">_____ - _____</p> <p style="display: flex; justify-content: space-between;"> Last Name, First Name, Initial Social Security number </p> <p>Enter your relationship to the qualifying service member.</p> <p>_____</p> <p>If "No," you are not eligible for a Wounded Warrior Caregivers Credit. Make no entry on line 62, NJ-1040.</p>			
1. Enter the federal disability compensation of the armed services member	1.		
2. Maximum credit allowed	2.	675	00
3. Enter the lesser of line 1 or line 2	3.		
4. Were you the only caregiver for this service member during the tax year? <input type="radio"/> Yes <input type="radio"/> No If "No," enter your share (percentage) of the total care expenses for the year.	4.		%
5. If you answered "Yes" at line 4, enter the amount from line 3 here and on line 62, NJ-1040. If you answered "No" at line 4, multiply the amount on line 3 by the percentage on line 4. Enter the result here and on line 62, NJ-1040	5.		

Keep a copy of this schedule for your records

Name(s) as shown on Form NJ-1040 POTHUGUNTLA, SAI BHARGAV	Social Security Number 723-17-2678
--	---------------------------------------

Schedule NJ-BUS-1
(Form NJ-1040)

New Jersey Gross Income Tax
Business Income Summary Schedule

2020

Part I Net Profits From Business		List the net profit (loss) from business(es). See Instructions.	
	Business Name	Social Security Number/ Federal EIN	Profit or (Loss)
1.			
2.			
3.			
4.	Net Profit or (Loss). (Add lines 1, 2, and 3.) (Enter here and on line 18, NJ-1040. If loss, make no entry on line 18.)		4.

Part II Distributive Share of Partnership Income		List the distributive share of income (loss) from partnership(s). See instructions.	
	Partnership Name	Federal EIN	Share of Partnership Income or (Loss)
1.			
2.			
3.			
4.	Distributive Share of Partnership Income or (Loss). (Add lines 1, 2, and 3.) (Enter here and on line 21, NJ-1040. If loss, make no entry on line 21.)		4.

Part III Net Pro Rata Share of S Corporation Income		List the pro rata share of income (usable loss) from S corporation(s). See instructions.	
	S Corporation Name	Federal EIN	Pro Rata Share of S Corporation Income or (Usable Loss)
1.			
2.			
3.			
4.	Net Pro Rata Share of S Corporation Income or (Usable Loss). (Add lines 1, 2, and 3.) (Enter here and on line 22, NJ-1040. If loss, make no entry on line 22.)		4.

Part IV Net Gains or Income From Rents, Royalties, Patents, and Copyrights		List the net gains or net income, less net loss, derived from or in the form of rents, royalties, patents, and copyrights. See instructions. Type of Property: 1 – Rental real estate 2 – Royalties 3 – Patents 4 – Copyrights		
	Source of Income or Loss. If rental real estate, enter physical address of property.	Social Security Number/ Federal EIN	Type – Enter number from list above	Income or (Loss)
1.	501 ADITYA DIVENKA APTS	723172678	1	-7,860.
2.				
3.				
4.	Net Income or (Loss). (Add lines 1, 2, and 3.) (Enter here and on line 23, NJ-1040. If loss, make no entry on line 23.)			4. -7,860.

Keep a copy of this schedule for your records

Schedule NJ-BUS-2 New Jersey Gross Income Tax **2020**
(Form NJ-1040) Alternative Business Calculation Adjustment

PART I Income (Loss)		Column A			Column B		
		Reportable Regular Business Income			Alternative Business Income (Loss)		
1.	Net Profits From Business	1a.	0.	1b.	0.		
2.	Distributive Share of Partnership Income	2a.	0.	2b.	0.		
3.	Net Pro Rata Share of S Corporation Income	3a.	0.	3b.	0.		
4.	Net Gain or Income From Rents, Royalties, Patents, and Copyrights	4a.	0.	4b.	-7,860.		
5.	Loss Carryforward From Tax Year 2019			5b.	()	
6.	Totals	6a.	0.	6b.	-7,860.		
PART II Adjustment Calculation							
7.	Total Regular Business Income	7.	0.				
8.	Total Alternative Business Income/(Loss). (If loss, enter zero)	8.	0.				
9.	Business Increment (Line 7 minus line 8)	9.	0.				
10.	Adjustment Percentage	10.	0.50				
11.	Alternative Business Calculation Adjustment (Line 9 x 0.50)	11.	0.				
PART III Loss Carryforward to Tax Year 2021							
12.	Loss Carryforward to Tax Year 2021	12.	(7,860.)		

Instructions

- Line 1a. Enter the amount from line 18, Form NJ-1040.
- Line 1b. Enter the amount from Part I, line 4, Schedule NJ-BUS-1 (Form NJ-1040).
- Line 2a. Enter the amount from line 21, Form NJ-1040.
- Line 2b. Enter the amount from Part II, line 4, Schedule NJ-BUS-1 (Form NJ-1040).
- Line 3a. Enter the amount from line 22, Form NJ-1040.
- Line 3b. Enter the amount from Part III, line 4, Schedule NJ-BUS-1 (Form NJ-1040).
- Line 4a. Enter the amount from line 23, Form NJ-1040.
- Line 4b. Enter the amount from Part IV, line 4, Schedule NJ-BUS-1 (Form NJ-1040).
- Line 5b. Enter the amount from line 12 of your 2019 Schedule NJ-BUS-2 (Form NJ-1040).
- Line 6a. Enter the total of lines 1a through 4a.
- Line 6b. Enter the total of lines 1b through 5b, netting gains with losses.
- Line 7. Enter the amount from line 6a of this schedule.
- Line 8. Enter the amount from line 6b of this schedule. If loss, enter zero here.
- Line 9. Subtract line 8 from line 7. If the result is zero, enter zero on line 11 and continue with line 12.
- Line 10. The adjustment percentage for Tax Year 2020 is 50% (0.50).
- Line 11. Multiply the amount on line 9 by 50% (0.50). Enter here and on line 35 of Form NJ-1040.
- Line 12. If the amount on line 6b is a loss, enter the amount of the loss on this line. Otherwise, enter zero.

If your income on line 29 is at or below the filing threshold,
do not complete this schedule.

Name as Shown on Return POTHUGUNTLA, SAI BHARGAV	Social Security No. 723-17-2678
---	------------------------------------


Part I

Did you and, if applicable, all members of your tax household, have minimum essential health coverage for every month in 2019? (See instructions for line 53, NJ-1040.) Part-year residents include only months as a New Jersey resident.

- Yes. You do not owe a shared responsibility payment. Fill in the oval at line 53, NJ-1040, and enclose this schedule with your return.
- No. Continue to Part II.

Part II

Enter the name and Social Security number for each member of your tax household. Check the box for every month each person had minimum essential health coverage or qualified for an exemption (part-year residents include only months as a New Jersey resident). If an individual qualified for an exemption, enter the exemption number. (See instructions for line 53, NJ-1040.) If an individual has more than one exemption number, check the box. If you need more space, enclose a statement listing any additional individuals.

QuickZoom to Shared Responsibility Payment Calculation Worksheet  _____

Name	SSN	Jan	Feb	Mar	Apr	May	Jun	Jul	Aug	Sep	Oct	Nov	Dec
		<input type="checkbox"/>	<input type="checkbox"/>	<input type="checkbox"/>	<input type="checkbox"/>	<input type="checkbox"/>	<input type="checkbox"/>	<input type="checkbox"/>	<input type="checkbox"/>	<input type="checkbox"/>	<input type="checkbox"/>	<input type="checkbox"/>	<input type="checkbox"/>
Exemption Code . .	_____	Check box if this individual has more than one exemption number .											
		Check box if this individual is under 18											
		<input type="checkbox"/>	<input type="checkbox"/>	<input type="checkbox"/>	<input type="checkbox"/>	<input type="checkbox"/>	<input type="checkbox"/>	<input type="checkbox"/>	<input type="checkbox"/>	<input type="checkbox"/>	<input type="checkbox"/>	<input type="checkbox"/>	<input type="checkbox"/>
Exemption Code . .	_____	Check box if this individual has more than one exemption number .											
		Check box if this individual is under 18											
		<input type="checkbox"/>	<input type="checkbox"/>	<input type="checkbox"/>	<input type="checkbox"/>	<input type="checkbox"/>	<input type="checkbox"/>	<input type="checkbox"/>	<input type="checkbox"/>	<input type="checkbox"/>	<input type="checkbox"/>	<input type="checkbox"/>	<input type="checkbox"/>
Exemption Code . .	_____	Check box if this individual has more than one exemption number .											
		Check box if this individual is under 18											
		<input type="checkbox"/>	<input type="checkbox"/>	<input type="checkbox"/>	<input type="checkbox"/>	<input type="checkbox"/>	<input type="checkbox"/>	<input type="checkbox"/>	<input type="checkbox"/>	<input type="checkbox"/>	<input type="checkbox"/>	<input type="checkbox"/>	<input type="checkbox"/>
Exemption Code . .	_____	Check box if this individual has more than one exemption number .											
		Check box if this individual is under 18											
		<input type="checkbox"/>	<input type="checkbox"/>	<input type="checkbox"/>	<input type="checkbox"/>	<input type="checkbox"/>	<input type="checkbox"/>	<input type="checkbox"/>	<input type="checkbox"/>	<input type="checkbox"/>	<input type="checkbox"/>	<input type="checkbox"/>	<input type="checkbox"/>
Exemption Code . .	_____	Check box if this individual has more than one exemption number .											
		Check box if this individual is under 18											
		<input type="checkbox"/>	<input type="checkbox"/>	<input type="checkbox"/>	<input type="checkbox"/>	<input type="checkbox"/>	<input type="checkbox"/>	<input type="checkbox"/>	<input type="checkbox"/>	<input type="checkbox"/>	<input type="checkbox"/>	<input type="checkbox"/>	<input type="checkbox"/>
Exemption Code . .	_____	Check box if this individual has more than one exemption number .											
		Check box if this individual is under 18											
		<input type="checkbox"/>	<input type="checkbox"/>	<input type="checkbox"/>	<input type="checkbox"/>	<input type="checkbox"/>	<input type="checkbox"/>	<input type="checkbox"/>	<input type="checkbox"/>	<input type="checkbox"/>	<input type="checkbox"/>	<input type="checkbox"/>	<input type="checkbox"/>
Exemption Code . .	_____	Check box if this individual has more than one exemption number .											
		Check box if this individual is under 18											
		<input type="checkbox"/>	<input type="checkbox"/>	<input type="checkbox"/>	<input type="checkbox"/>	<input type="checkbox"/>	<input type="checkbox"/>	<input type="checkbox"/>	<input type="checkbox"/>	<input type="checkbox"/>	<input type="checkbox"/>	<input type="checkbox"/>	<input type="checkbox"/>
Exemption Code . .	_____	Check box if this individual has more than one exemption number .											
		Check box if this individual is under 18											
		<input type="checkbox"/>	<input type="checkbox"/>	<input type="checkbox"/>	<input type="checkbox"/>	<input type="checkbox"/>	<input type="checkbox"/>	<input type="checkbox"/>	<input type="checkbox"/>	<input type="checkbox"/>	<input type="checkbox"/>	<input type="checkbox"/>	<input type="checkbox"/>
Exemption Code . .	_____	Check box if this individual has more than one exemption number .											
		Check box if this individual is under 18											
		<input type="checkbox"/>	<input type="checkbox"/>	<input type="checkbox"/>	<input type="checkbox"/>	<input type="checkbox"/>	<input type="checkbox"/>	<input type="checkbox"/>	<input type="checkbox"/>	<input type="checkbox"/>	<input type="checkbox"/>	<input type="checkbox"/>	<input type="checkbox"/>
Exemption Code . .	_____	Check box if this individual has more than one exemption number .											
		Check box if this individual is under 18											