

IRS e-file Signature Authorization

▶ ERO must obtain and retain completed Form 8879.
▶ Go to www.irs.gov/Form8879 for the latest information.

Submission Identification Number (SID) ▶

Taxpayer's name NAGARJUNA BODDU	Social security number 065-47-9620
Spouse's name	Spouse's social security number

Part I Tax Return Information – Tax Year Ending December 31, (Enter year you are authorizing.)

Enter whole dollars only on lines 1 through 5.

Note: Form 1040-SS filers use line 4 only. Leave lines 1, 2, 3, and 5 blank.

1 Adjusted gross income	1	55,944.
2 Total tax	2	3,366.
3 Federal income tax withheld from Form(s) W-2 and Form(s) 1099	3	6,021.
4 Amount you want refunded to you	4	2,655.
5 Amount you owe	5	

Part II Taxpayer Declaration and Signature Authorization (Be sure you get and keep a copy of your return)

Under penalties of perjury, I declare that I have examined a copy of the income tax return (original or amended) I am now authorizing, and to the best of my knowledge and belief, it is true, correct, and complete. I further declare that the amounts in Part I above are the amounts from the income tax return (original or amended) I am now authorizing. I consent to allow my intermediate service provider, transmitter, or electronic return originator (ERO) to send my return to the IRS and to receive from the IRS (a) an acknowledgement of receipt or reason for rejection of the transmission, (b) the reason for any delay in processing the return or refund, and (c) the date of any refund. If applicable, I authorize the U.S. Treasury and its designated Financial Agent to initiate an ACH electronic funds withdrawal (direct debit) entry to the financial institution account indicated in the tax preparation software for payment of my federal taxes owed on this return and/or a payment of estimated tax, and the financial institution to debit the entry to this account. This authorization is to remain in full force and effect until I notify the U.S. Treasury Financial Agent to terminate the authorization. To revoke (cancel) a payment, I must contact the U.S. Treasury Financial Agent at **1-888-353-4537**. Payment cancellation requests must be received no later than 2 business days prior to the payment (settlement) date. I also authorize the financial institutions involved in the processing of the electronic payment of taxes to receive confidential information necessary to answer inquiries and resolve issues related to the payment. I further acknowledge that the personal identification number (PIN) below is my signature for the income tax return (original or amended) I am now authorizing and, if applicable, my Electronic Funds Withdrawal Consent.

Taxpayer's PIN: check one box only

- I authorize GLOBAL TAXES LLC to enter or generate my PIN

7	9	6	2	0
---	---	---	---	---

 as my signature on the income tax return (original or amended) I am now authorizing.
ERO firm name
Enter five digits, but don't enter all zeros
- I will enter my PIN as my signature on the income tax return (original or amended) I am now authorizing. Check this box **only** if you are entering your own PIN **and** your return is filed using the Practitioner PIN method. The ERO must complete Part III below.

Your signature ▶ _____ Date ▶ _____

Spouse's PIN: check one box only

- I authorize _____ to enter or generate my PIN

--	--	--	--	--

 as my signature on the income tax return (original or amended) I am now authorizing.
ERO firm name
Enter five digits, but don't enter all zeros
- I will enter my PIN as my signature on the income tax return (original or amended) I am now authorizing. Check this box **only** if you are entering your own PIN **and** your return is filed using the Practitioner PIN method. The ERO must complete Part III below.

Spouse's signature ▶ _____ Date ▶ _____

Practitioner PIN Method Returns Only—continue below

Part III Certification and Authentication – Practitioner PIN Method Only

ERO's EFIN/PIN. Enter your six-digit EFIN followed by your five-digit self-selected PIN.

5	8	7	2	7	8	6	1	9	8	9
---	---	---	---	---	---	---	---	---	---	---

Don't enter all zeros

I certify that the above numeric entry is my PIN, which is my signature for the electronic individual income tax return (original or amended) I am now authorized to file for tax year indicated above for the taxpayer(s) indicated above. I confirm that I am submitting this return in accordance with the requirements of the Practitioner PIN method and **Pub. 1345**, Handbook for Authorized IRS e-file Providers of Individual Income Tax Returns.

ERO's signature ▶ _____ Date ▶ _____

ERO Must Retain This Form – See Instructions
Don't Submit This Form to the IRS Unless Requested To Do So

Filing Status [X] Single [] Married filing jointly [] Married filing separately (MFS) [] Head of household (HOH) [] Qualifying widow(er) (QW)
Check only one box. If you checked the MFS box, enter the name of your spouse. If you checked the HOH or QW box, enter the child's name if the qualifying person is a child but not your dependent

Your first name and middle initial: NAGARJUNA
Last name: BODDU
Your social security number: 065-47-9620
If joint return, spouse's first name and middle initial:
Last name:
Spouse's social security number:

Home address (number and street): 18324 BRIDLE CLUB DR
Apt. no.:
City, town, or post office: TAMPA
State: FL
ZIP code: 33647
Foreign country name:
Foreign province/state/county:
Foreign postal code:
Presidential Election Campaign: [] You [] Spouse

At any time during 2020, did you receive, sell, send, exchange, or otherwise acquire any financial interest in any virtual currency? [] Yes [X] No

Standard Deduction Someone can claim: [] You as a dependent [] Your spouse as a dependent
[] Spouse itemizes on a separate return or you were a dual-status alien

Age/Blindness You: [] Were born before January 2, 1956 [] Are blind Spouse: [] Was born before January 2, 1956 [] Is blind

Table with 5 columns: (1) First name, Last name, (2) Social security number, (3) Relationship to you, (4) if qualifies for (Child tax credit, Credit for other dependents). Includes 'Dependents' section with instructions.

Main tax calculation table with 15 rows. Columns include description, sub-rows (a, b, c), and final amounts. Total income: 55,944. Taxable income: 43,544.

For Disclosure, Privacy Act, and Paperwork Reduction Act Notice, see separate instructions.

16	Tax (see instructions). Check if any from Form(s): 1 <input type="checkbox"/> 8814 2 <input type="checkbox"/> 4972 3 <input type="checkbox"/> _____	16	5,366.
17	Amount from Schedule 2, line 3	17	
18	Add lines 16 and 17	18	5,366.
19	Child tax credit or credit for other dependents	19	
20	Amount from Schedule 3, line 7	20	2,000.
21	Add lines 19 and 20	21	2,000.
22	Subtract line 21 from line 18. If zero or less, enter -0-	22	3,366.
23	Other taxes, including self-employment tax, from Schedule 2, line 10	23	0.
24	Add lines 22 and 23. This is your total tax	24	3,366.
25	Federal income tax withheld from:		
a	Form(s) W-2	25a	6,021.
b	Form(s) 1099	25b	
c	Other forms (see instructions)	25c	
d	Add lines 25a through 25c	25d	6,021.
26	2020 estimated tax payments and amount applied from 2019 return	26	
27	Earned income credit (EIC) NO	27	
28	Additional child tax credit. Attach Schedule 8812	28	
29	American opportunity credit from Form 8863, line 8	29	
30	Recovery rebate credit. See instructions	30	
31	Amount from Schedule 3, line 13	31	
32	Add lines 27 through 31. These are your total other payments and refundable credits	32	
33	Add lines 25d, 26, and 32. These are your total payments	33	6,021.

Refund

34	If line 33 is more than line 24, subtract line 24 from line 33. This is the amount you overpaid	34	2,655.
35a	Amount of line 34 you want refunded to you . If Form 8888 is attached, check here <input type="checkbox"/>	35a	2,655.
b	Routing number <u>1 2 1 0 0 0 3 5 8</u>	c	Type: <input checked="" type="checkbox"/> Checking <input type="checkbox"/> Savings
d	Account number <u>3 2 5 0 6 5 0 5 2 9 2 7</u>		
36	Amount of line 34 you want applied to your 2021 estimated tax	36	

Amount You Owe

For details on how to pay, see instructions.

37	Subtract line 33 from line 24. This is the amount you owe now	37	
38	Estimated tax penalty (see instructions)	38	

Third Party Designee

Do you want to allow another person to discuss this return with the IRS? See instructions **Yes**. Complete below. **No**

Designee's name _____ Phone no. _____ Personal identification number (PIN) _____

Sign Here

Under penalties of perjury, I declare that I have examined this return and accompanying schedules and statements, and to the best of my knowledge and belief, they are true, correct, and complete. Declaration of preparer (other than taxpayer) is based on all information of which preparer has any knowledge.

Your signature	Date	Your occupation SOFTWARE ENGINEER	If the IRS sent you an Identity Protection PIN, enter it here (see inst.)
Spouse's signature. If a joint return, both must sign.	Date	Spouse's occupation	If the IRS sent your spouse an Identity Protection PIN, enter it here (see inst.)
Phone no.	Email address		

Paid Preparer Use Only

Preparer's name SYAM PRIYA RAM SAGAR GUPTA TALLAM	Preparer's signature SYAM PRIYA RAM SAGAR GUPTA TALLAM	Date 02/24/2021	PTIN P02082703	Check if: <input type="checkbox"/> Self-employed
Firm's name GLOBAL TAXES LLC	Firm's address 2530 Pebble Creek Ln Cumming GA 30041			Phone no. (678) 965-9522 Firm's EIN 30-1017196

• If you have a qualifying child, attach Sch. EIC.
• If you have nontaxable combat pay, see instructions.

**SCHEDULE 1
(Form 1040)**

Department of the Treasury
Internal Revenue Service

Additional Income and Adjustments to Income

▶ **Attach to Form 1040, 1040-SR, or 1040-NR.**
▶ **Go to www.irs.gov/Form1040 for instructions and the latest information.**

OMB No. 1545-0074

2020
Attachment
Sequence No. **01**

Name(s) shown on Form 1040, 1040-SR, or 1040-NR
NAGARJUNA BODDU

Your social security number
065-47-9620

Part I Additional Income

1	Taxable refunds, credits, or offsets of state and local income taxes	1	
2a	Alimony received	2a	
b	Date of original divorce or separation agreement (see instructions) ▶ _____		
3	Business income or (loss). Attach Schedule C	3	
4	Other gains or (losses). Attach Form 4797	4	
5	Rental real estate, royalties, partnerships, S corporations, trusts, etc. Attach Schedule E	5	-5,250.
6	Farm income or (loss). Attach Schedule F	6	
7	Unemployment compensation	7	
8	Other income. List type and amount ▶ _____ _____	8	
9	Combine lines 1 through 8. Enter here and on Form 1040, 1040-SR, or 1040-NR, line 8	9	-5,250.

Part II Adjustments to Income

10	Educator expenses	10	
11	Certain business expenses of reservists, performing artists, and fee-basis government officials. Attach Form 2106	11	
12	Health savings account deduction. Attach Form 8889	12	
13	Moving expenses for members of the Armed Forces. Attach Form 3903	13	
14	Deductible part of self-employment tax. Attach Schedule SE	14	
15	Self-employed SEP, SIMPLE, and qualified plans	15	
16	Self-employed health insurance deduction	16	
17	Penalty on early withdrawal of savings	17	
18a	Alimony paid	18a	
b	Recipient's SSN ▶ _____		
c	Date of original divorce or separation agreement (see instructions) ▶ _____		
19	IRA deduction	19	
20	Student loan interest deduction	20	
21	Tuition and fees deduction. Attach Form 8917	21	
22	Add lines 10 through 21. These are your adjustments to income . Enter here and on Form 1040, 1040-SR, or 1040-NR, line 10a	22	

**SCHEDULE 3
(Form 1040)**

Department of the Treasury
Internal Revenue Service

Additional Credits and Payments

▶ **Attach to Form 1040, 1040-SR, or 1040-NR.**
▶ **Go to www.irs.gov/Form1040 for instructions and the latest information.**

OMB No. 1545-0074

2020
Attachment
Sequence No. **03**

Name(s) shown on Form 1040, 1040-SR, or 1040-NR
NAGARJUNA BODDU

Your social security number
065-47-9620

Part I Nonrefundable Credits

1	Foreign tax credit. Attach Form 1116 if required	1	
2	Credit for child and dependent care expenses. Attach Form 2441	2	
3	Education credits from Form 8863, line 19	3	2,000.
4	Retirement savings contributions credit. Attach Form 8880	4	
5	Residential energy credits. Attach Form 5695	5	
6	Other credits from Form: a <input type="checkbox"/> 3800 b <input type="checkbox"/> 8801 c <input type="checkbox"/> _____	6	
7	Add lines 1 through 6. Enter here and on Form 1040, 1040-SR, or 1040-NR, line 20	7	2,000.

Part II Other Payments and Refundable Credits

8	Net premium tax credit. Attach Form 8962	8	
9	Amount paid with request for extension to file (see instructions)	9	
10	Excess social security and tier 1 RRTA tax withheld	10	
11	Credit for federal tax on fuels. Attach Form 4136	11	
12	Other payments or refundable credits:		
a	Form 2439	12a	
b	Qualified sick and family leave credits from Schedule(s) H and Form(s) 7202	12b	
c	Health coverage tax credit from Form 8885	12c	
d	Other: _____	12d	
e	Deferral for certain Schedule H or SE filers (see instructions)	12e	
f	Add lines 12a through 12e	12f	
13	Add lines 8 through 12f. Enter here and on Form 1040, 1040-SR, or 1040-NR, line 31	13	

For Paperwork Reduction Act Notice, see your tax return instructions.

BAA

REV 02/15/21 PRO

Schedule 3 (Form 1040) 2020

SCHEDULE E
(Form 1040)

Supplemental Income and Loss

OMB No. 1545-0074

(From rental real estate, royalties, partnerships, S corporations, estates, trusts, REMICs, etc.)

2020

Department of the Treasury
Internal Revenue Service (99)

▶ Attach to Form 1040, 1040-SR, 1040-NR, or 1041.

Attachment
Sequence No. **13**

▶ Go to www.irs.gov/ScheduleE for instructions and the latest information.

Name(s) shown on return

Your social security number

NAGARJUNA BODDU

065-47-9620

Part I **Income or Loss From Rental Real Estate and Royalties** Note: If you are in the business of renting personal property, use **Schedule C**. See instructions. If you are an individual, report farm rental income or loss from **Form 4835** on page 2, line 40.

A Did you make any payments in 2020 that would require you to file Form(s) 1099? See instructions Yes No

B If "Yes," did you or will you file required Form(s) 1099? Yes No

1a	Physical address of each property (street, city, state, ZIP code)				
A	GANDHI NAGAR HYDERABAD IN 500072				
B					
C					
1b	Type of Property (from list below)	2 For each rental real estate property listed above, report the number of fair rental and personal use days. Check the QJV box only if you meet the requirements to file as a qualified joint venture. See instructions.	Fair Rental Days	Personal Use Days	QJV
A	3		A 365	0	<input type="checkbox"/>
B			B		<input type="checkbox"/>
C			C		<input type="checkbox"/>

Type of Property:

- 1 Single Family Residence 3 Vacation/Short-Term Rental 5 Land 7 Self-Rental
- 2 Multi-Family Residence 4 Commercial 6 Royalties 8 Other (describe)

Income:		Properties:		A	B	C
3	Rents received	3		450 .		
4	Royalties received	4				
Expenses:						
5	Advertising	5				
6	Auto and travel (see instructions)	6		300 .		
7	Cleaning and maintenance	7		600 .		
8	Commissions.	8				
9	Insurance	9				
10	Legal and other professional fees	10				
11	Management fees	11		800 .		
12	Mortgage interest paid to banks, etc. (see instructions)	12				
13	Other interest.	13				
14	Repairs.	14		1,200 .		
15	Supplies	15		1,500 .		
16	Taxes	16				
17	Utilities.	17		1,300 .		
18	Depreciation expense or depletion	18				
19	Other (list) ▶	19				
20	Total expenses. Add lines 5 through 19	20		5,700 .		
21	Subtract line 20 from line 3 (rents) and/or 4 (royalties). If result is a (loss), see instructions to find out if you must file Form 6198	21		-5,250 .		
22	Deductible rental real estate loss after limitation, if any, on Form 8582 (see instructions)	22		(-5,250 .)	()	()
23a	Total of all amounts reported on line 3 for all rental properties	23a		450 .		
b	Total of all amounts reported on line 4 for all royalty properties	23b				
c	Total of all amounts reported on line 12 for all properties	23c				
d	Total of all amounts reported on line 18 for all properties	23d				
e	Total of all amounts reported on line 20 for all properties	23e		5,700 .		
24	Income. Add positive amounts shown on line 21. Do not include any losses	24				
25	Losses. Add royalty losses from line 21 and rental real estate losses from line 22. Enter total losses here	25		(5,250 .)		
26	Total rental real estate and royalty income or (loss). Combine lines 24 and 25. Enter the result here. If Parts II, III, IV, and line 40 on page 2 do not apply to you, also enter this amount on Schedule 1 (Form 1040), line 5. Otherwise, include this amount in the total on line 41 on page 2	26				-5,250 .

For Paperwork Reduction Act Notice, see the separate instructions.

Schedule E (Form 1040) 2020

Education Credits
(American Opportunity and Lifetime Learning Credits)

Department of the Treasury
Internal Revenue Service (99)

▶ Attach to Form 1040 or 1040-SR.

2020
Attachment
Sequence No. **50**

▶ Go to www.irs.gov/Form8863 for instructions and the latest information.

Name(s) shown on return

Your social security number

NAGARJUNA BODDU

065-47-9620



Complete a separate Part III on page 2 for each student for whom you're claiming either credit before you complete Parts I and II.

Part I Refundable American Opportunity Credit

1	After completing Part III for each student, enter the total of all amounts from all Parts III, line 30	1	
2	Enter: \$180,000 if married filing jointly; \$90,000 if single, head of household, or qualifying widow(er)	2	
3	Enter the amount from Form 1040 or 1040-SR, line 11. If you're filing Form 2555 or 4563, or you're excluding income from Puerto Rico, see Pub. 970 for the amount to enter	3	
4	Subtract line 3 from line 2. If zero or less, stop ; you can't take any education credit	4	
5	Enter: \$20,000 if married filing jointly; \$10,000 if single, head of household, or qualifying widow(er)	5	
6	If line 4 is: • Equal to or more than line 5, enter 1.000 on line 6 • Less than line 5, divide line 4 by line 5. Enter the result as a decimal (rounded to at least three places)	6	
7	Multiply line 1 by line 6. Caution: If you were under age 24 at the end of the year and meet the conditions described in the instructions, you can't take the refundable American opportunity credit; skip line 8, enter the amount from line 7 on line 9, and check this box <input type="checkbox"/>	7	
8	Refundable American opportunity credit. Multiply line 7 by 40% (0.40). Enter the amount here and on Form 1040 or 1040-SR, line 29. Then go to line 9 below.	8	

Part II Nonrefundable Education Credits

9	Subtract line 8 from line 7. Enter here and on line 2 of the Credit Limit Worksheet (see instructions)	9	
10	After completing Part III for each student, enter the total of all amounts from all Parts III, line 31. If zero, skip lines 11 through 17, enter -0- on line 18, and go to line 19	10	11,350.
11	Enter the smaller of line 10 or \$10,000	11	10,000.
12	Multiply line 11 by 20% (0.20)	12	2,000.
13	Enter: \$138,000 if married filing jointly; \$69,000 if single, head of household, or qualifying widow(er)	13	69,000.
14	Enter the amount from Form 1040 or 1040-SR, line 11. If you're filing Form 2555 or 4563, or you're excluding income from Puerto Rico, see Pub. 970 for the amount to enter	14	55,944.
15	Subtract line 14 from line 13. If zero or less, skip lines 16 and 17, enter -0- on line 18, and go to line 19	15	13,056.
16	Enter: \$20,000 if married filing jointly; \$10,000 if single, head of household, or qualifying widow(er)	16	10,000.
17	If line 15 is: • Equal to or more than line 16, enter 1.000 on line 17 and go to line 18 • Less than line 16, divide line 15 by line 16. Enter the result as a decimal (rounded to at least three places)	17	1.000
18	Multiply line 12 by line 17. Enter here and on line 1 of the Credit Limit Worksheet (see instructions) ▶	18	2,000.
19	Nonrefundable education credits. Enter the amount from line 7 of the Credit Limit Worksheet (see instructions) here and on Schedule 3 (Form 1040), line 3	19	2,000.

Name(s) shown on return NAGARJUNA BODDU	Your social security number 065-47-9620
--	--



Complete Part III for each student for whom you're claiming either the American opportunity credit or lifetime learning credit. Use additional copies of page 2 as needed for each student.

Part III Student and Educational Institution Information. See instructions.

<p>20 Student name (as shown on page 1 of your tax return) NAGARJUNA BODDU</p>	<p>21 Student social security number (as shown on page 1 of your tax return) 065-47-9620</p>		
<p>22 Educational institution information (see instructions)</p> <table border="1" style="width:100%; border-collapse: collapse;"> <tr> <td style="width:50%; vertical-align: top;"> <p>a. Name of first educational institution CAMPBELLSVILLE UNIVERSITY INC</p> <p>(1) Address. Number and street (or P.O. box). City, town or post office, state, and ZIP code. If a foreign address, see instructions. 1 UNIVERSITY DRIVE CAMPBELLSVILLE KY 42718</p> <p>(2) Did the student receive Form 1098-T from this institution for 2020? <input checked="" type="checkbox"/> Yes <input type="checkbox"/> No</p> <p>(3) Did the student receive Form 1098-T from this institution for 2019 with box 7 checked? <input type="checkbox"/> Yes <input checked="" type="checkbox"/> No</p> <p>(4) Enter the institution's employer identification number (EIN) if you're claiming the American opportunity credit or if you checked "Yes" in (2) or (3). You can get the EIN from Form 1098-T or from the institution. 61-0469267</p> </td> <td style="width:50%; vertical-align: top;"> <p>b. Name of second educational institution (if any)</p> <p>(1) Address. Number and street (or P.O. box). City, town or post office, state, and ZIP code. If a foreign address, see instructions.</p> <p>(2) Did the student receive Form 1098-T from this institution for 2020? <input type="checkbox"/> Yes <input type="checkbox"/> No</p> <p>(3) Did the student receive Form 1098-T from this institution for 2019 with box 7 checked? <input type="checkbox"/> Yes <input type="checkbox"/> No</p> <p>(4) Enter the institution's employer identification number (EIN) if you're claiming the American opportunity credit or if you checked "Yes" in (2) or (3). You can get the EIN from Form 1098-T or from the institution.</p> </td> </tr> </table>		<p>a. Name of first educational institution CAMPBELLSVILLE UNIVERSITY INC</p> <p>(1) Address. Number and street (or P.O. box). City, town or post office, state, and ZIP code. If a foreign address, see instructions. 1 UNIVERSITY DRIVE CAMPBELLSVILLE KY 42718</p> <p>(2) Did the student receive Form 1098-T from this institution for 2020? <input checked="" type="checkbox"/> Yes <input type="checkbox"/> No</p> <p>(3) Did the student receive Form 1098-T from this institution for 2019 with box 7 checked? <input type="checkbox"/> Yes <input checked="" type="checkbox"/> No</p> <p>(4) Enter the institution's employer identification number (EIN) if you're claiming the American opportunity credit or if you checked "Yes" in (2) or (3). You can get the EIN from Form 1098-T or from the institution. 61-0469267</p>	<p>b. Name of second educational institution (if any)</p> <p>(1) Address. Number and street (or P.O. box). City, town or post office, state, and ZIP code. If a foreign address, see instructions.</p> <p>(2) Did the student receive Form 1098-T from this institution for 2020? <input type="checkbox"/> Yes <input type="checkbox"/> No</p> <p>(3) Did the student receive Form 1098-T from this institution for 2019 with box 7 checked? <input type="checkbox"/> Yes <input type="checkbox"/> No</p> <p>(4) Enter the institution's employer identification number (EIN) if you're claiming the American opportunity credit or if you checked "Yes" in (2) or (3). You can get the EIN from Form 1098-T or from the institution.</p>
<p>a. Name of first educational institution CAMPBELLSVILLE UNIVERSITY INC</p> <p>(1) Address. Number and street (or P.O. box). City, town or post office, state, and ZIP code. If a foreign address, see instructions. 1 UNIVERSITY DRIVE CAMPBELLSVILLE KY 42718</p> <p>(2) Did the student receive Form 1098-T from this institution for 2020? <input checked="" type="checkbox"/> Yes <input type="checkbox"/> No</p> <p>(3) Did the student receive Form 1098-T from this institution for 2019 with box 7 checked? <input type="checkbox"/> Yes <input checked="" type="checkbox"/> No</p> <p>(4) Enter the institution's employer identification number (EIN) if you're claiming the American opportunity credit or if you checked "Yes" in (2) or (3). You can get the EIN from Form 1098-T or from the institution. 61-0469267</p>	<p>b. Name of second educational institution (if any)</p> <p>(1) Address. Number and street (or P.O. box). City, town or post office, state, and ZIP code. If a foreign address, see instructions.</p> <p>(2) Did the student receive Form 1098-T from this institution for 2020? <input type="checkbox"/> Yes <input type="checkbox"/> No</p> <p>(3) Did the student receive Form 1098-T from this institution for 2019 with box 7 checked? <input type="checkbox"/> Yes <input type="checkbox"/> No</p> <p>(4) Enter the institution's employer identification number (EIN) if you're claiming the American opportunity credit or if you checked "Yes" in (2) or (3). You can get the EIN from Form 1098-T or from the institution.</p>		
<p>23 Has the Hope Scholarship Credit or American opportunity credit been claimed for this student for any 4 tax years before 2020? <input type="checkbox"/> Yes — Stop! Go to line 31 for this student. <input checked="" type="checkbox"/> No — Go to line 24.</p>			
<p>24 Was the student enrolled at least half-time for at least one academic period that began or is treated as having begun in 2020 at an eligible educational institution in a program leading towards a postsecondary degree, certificate, or other recognized postsecondary educational credential? See instructions. <input checked="" type="checkbox"/> Yes — Go to line 25. <input type="checkbox"/> No — Stop! Go to line 31 for this student.</p>			
<p>25 Did the student complete the first 4 years of postsecondary education before 2020? See instructions. <input checked="" type="checkbox"/> Yes — Stop! Go to line 31 for this student. <input type="checkbox"/> No — Go to line 26.</p>			
<p>26 Was the student convicted, before the end of 2020, of a felony for possession or distribution of a controlled substance? <input type="checkbox"/> Yes — Stop! Go to line 31 for this student. <input type="checkbox"/> No — Complete lines 27 through 30 for this student.</p>			



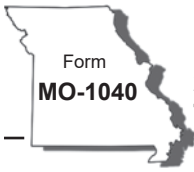
You can't take the American opportunity credit and the lifetime learning credit for the same student in the same year. If you complete lines 27 through 30 for this student, don't complete line 31.

American Opportunity Credit

27 Adjusted qualified education expenses (see instructions). Don't enter more than \$4,000	27	
28 Subtract \$2,000 from line 27. If zero or less, enter -0-	28	
29 Multiply line 28 by 25% (0.25)	29	
30 If line 28 is zero, enter the amount from line 27. Otherwise, add \$2,000 to the amount on line 29 and enter the result. Skip line 31. Include the total of all amounts from all Parts III, line 30, on Part I, line 1	30	

Lifetime Learning Credit


31 Adjusted qualified education expenses (see instructions). Include the total of all amounts from all Parts III, line 31, on Part II, line 10	31	11,350.
---	-----------	---------



MISSOURI DEPARTMENT OF
REVENUE
2020 Individual Income
Tax Return - Long Form

For Calendar Year January 1 - December 31, 2020

Print in BLACK ink only and DO NOT STAPLE.



Amended Return **Composite Return**
(For use by S corporations or Partnerships)

Federal Extension - Select this box if you have an approved federal extension. Attach a copy Federal Extension (Form 4868).

If filing a fiscal year return enter the beginning and ending dates here.

Fiscal Year Beginning (MM/DD/YY) Fiscal Year Ending (MM/DD/YY)

--	--	--	--	--	--

Vendor Code

Department Use Only

1555			
------	--	--	--

Filing Status

Single Claimed as a Dependent Married Filing Combined Married Filing Separately Head of Household Qualifying Widow(er)

Age 62 through 64 Age 65 or Older Blind 100% Disabled Non-Obligated Spouse

Yourself Spouse Yourself Spouse Yourself Spouse Yourself Spouse Yourself Spouse

Name

Social Security Number	Deceased in 2020	Spouse's Social Security Number	Deceased in 2020
065 - 47 - 9620			
First Name	M.I.	Last Name	Suffix
NAGARJUNA		BODDU	
Spouse's First Name	M.I.	Spouse's Last Name	Suffix

In Care Of Name (Attorney, Executor, Personal Representative, etc.)

Address

Present Address (Include Apartment Number or Rural Route)

18324 BRIDLE CLUB DR

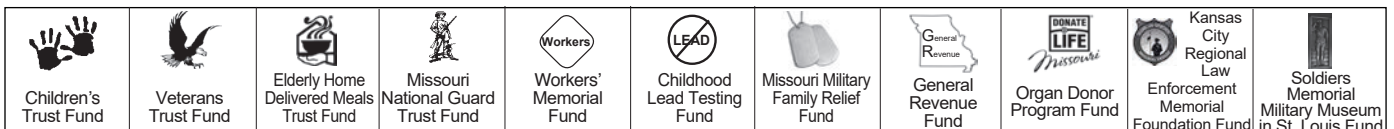
City, Town, or Post Office State ZIP Code

TAMPA FL 33647 -

County of Residence

STCT

You may contribute to any one or all of the trust funds on Line 47. See pages 11-12 of the instructions for more trust fund information.



Income

	Yourself (Y)		Spouse (S)	
1. Federal adjusted gross income from federal return (see worksheet on page 7 of the instructions)	1Y	55944 .00	1S	.00
2. Total additions (from Form MO-A , Part 1, Line 7)	2Y	.00	2S	.00
3. Total income - Add Lines 1 and 2	3Y	55944 .00	3S	.00
4. Total subtractions (from Form MO-A, Part 1, Line 18)	4Y	.00	4S	.00
5. Missouri adjusted gross income - Subtract Line 4 from Line 3	5Y	55944 .00	5S	.00
6. Total Missouri adjusted gross income - Add columns 5Y and 5S	6	55944 .00		
7. Income percentages - Divide columns 5Y and 5S by total on Line 6. (Must equal 100%)	7Y	100 %	7S	%

Exemptions and Deductions

8. Pension, Social Security, Social Security Disability, and Military exemption (from Form MO-A, Part 3, Section E)	8	.00
9. Tax from federal return	9	3366 .00
10. Other tax from federal return	10	.00
11. Total tax from federal return. Do not enter federal income tax withheld.	11	3366 .00
12. Federal tax percentage – Enter the percentage based on your Missouri Adjusted Gross Income, Line 6. Use the chart below to find your percentage	12	15.00 %

Missouri Adjusted Gross Income Range, Line 6: Federal Tax Percentage:

\$25,000 or less	35%
\$25,001 to \$50,000	25%
\$50,001 to \$100,000	15%
\$100,001 to \$125,000	5%
\$125,001 or more	0%

13. Federal income tax deduction – Multiply Line 11 by the percentage on Line 12. Enter this amount not to exceed \$5,000 for an individual or \$10,000 for combined filers.	13	505 .00
14. Missouri standard deduction or itemized deductions. (If itemizing, See Form MO-A, Part 2) • Single or Married Filing Separate-\$12,400 • Head of Household-\$18,650 • Married Filing Combined or Qualifying Widow(er)-\$24,800 Note: If age 65 or older, blind, or claimed as a dependent, see page 6.	14	12400 .00
15. Long-term care insurance deduction	15	.00
16. Health care sharing ministry deduction	16	.00
17. Active Duty Military income deduction	17	.00
18. Inactive Duty Military income deduction	18	.00
19. Bring jobs home deduction	19	.00
20. Transportation facilities deduction	20	.00

A. Port Cargo Expansion B. International Trade Facility C. Qualified Trade Activities



Deductions Continued

21. First Time Home Buyers deduction.	A. <input type="text"/>	B. <input type="text"/>	21	<input type="text"/>	.00
22. Total deductions - Add Lines 8 and 13 through 21			22	12905	.00
23. Subtotal - Subtract Line 22 from Line 6			23	43039	.00
24. Multiply Line 23 by appropriate percentages (%) on Lines 7Y and 7S	24Y	43039	.00	24S	.00
25. Enterprise zone or rural empowerment zone income modification	25Y	<input type="text"/>	.00	25S	.00

Tax

26. Taxable income - Subtract Line 25 from Line 24	26Y	43039	.00	26S	.00
27. Tax (see tax chart on page 22 of the instructions)	27Y	2140	.00	27S	.00
28. Resident credit - Attach Form MO-CR and other states' income tax return(s)	28Y	1131	.00	28S	.00
29. Missouri income percentage - Enter 100% unless you are completing Form MO-NRI . Attach Form MO-NRI and a copy of your federal return if less than 100%	29Y	100	%	29S	%
30. Balance - Subtract Line 28 from Line 27; OR multiply Line 27 by percentage on Line 29	30Y	1009	.00	30S	.00
31. Other taxes - Select box and attach federal form indicated.					
<input type="checkbox"/> Lump sum distribution (Form 4972)					
<input type="checkbox"/> Recapture of low income housing credit (Form 8611)	31Y	<input type="text"/>	.00	31S	.00
32. Subtotal - Add Lines 30 and 31	32Y	1009	.00	32S	.00
33. Total Tax - Add Lines 32Y and 32S			33	1009	.00

Payments and Credits

34. MISSOURI tax withheld - Attach Forms W-2 and 1099	34	1152	.00
35. 2020 Missouri estimated tax payments - Include overpayment from 2019 applied to 2020	35	<input type="text"/>	.00
36. Missouri tax payments for nonresident partners or S corporation shareholders - Attach Forms MO-2NR and MO-NRP	36	<input type="text"/>	.00
37. Missouri tax payments for nonresident entertainers - Attach Form MO-2ENT	37	<input type="text"/>	.00
38. Amount paid with Missouri extension of time to file (Form MO-60)	38	<input type="text"/>	.00
39. Miscellaneous tax credits (from Form MO-TC , Line 13) - Attach Form MO-TC	39	<input type="text"/>	.00
40. Property tax credit - Attach Form MO-PTS	40	<input type="text"/>	.00
41. Total payments and credits - Add Lines 34 through 40	41	1152	.00



Skip Lines 42 through 44 if you are not filing an amended return.

42. Amount paid on original return.

43. Overpayment as shown (or adjusted) on original return

Indicate Reason for Amending

A. Federal audit. Enter date of IRS report (MM/DD/YY)

B. Net Operating Loss carryback Enter year of loss (YY)

C. Investment tax credit carryback Enter year of credit (YY)

D. Correction other than A, B, or C Enter date of federal amended return, if filed. (MM/DD/YY)

44. Amended return total payments and credits - Add Lines 41 and 42; subtract from Line 43.
Enter on Line 44.

45. If Line 41, or if amended return, Line 44, is larger than Line 33, enter the difference.
Amount of OVERPAYMENT

46. Amount of Line 45 to be applied to your 2021 estimated tax

47. Enter the amount of your donation in the trust fund boxes below. See instructions for additional trust fund codes.

47a. Children's Trust Fund . 47b. Veterans Trust Fund . 47c. Elderly Home Delivered Meals Trust Fund . 47d. Missouri National Guard Trust Fund .

47e. Workers' Memorial Fund . 47f. Childhood Lead Testing Fund . 47g. Missouri Military Family Relief Fund . 47h. General Revenue Fund .

47i. Organ Donor Program Fund . 47j. Kansas City Regional Law Enforcement Memorial Foundation Fund . 47k. Soldiers Memorial Military Museum in St. Louis Fund .

47l. Additional Fund Code Additional Fund Amount . 47m. Additional Fund Code Additional Fund Amount .

Total Donation - Add amounts from Boxes 47a through 47m and enter here

48. Amount of Line 45 to be deposited into a Missouri 529 Education Plan (MOST) account. Enter the total deposit amount from [Form 5632](#).

49. **REFUND** - Subtract Lines 46, 47, and 48 from Line 45 and enter here

a. Routing Number c. Checking Savings

b. Account Number



Amount Due

50. If Line 33 is larger than Line 41 or Line 44, enter the difference.
 Amount of UNDERPAYMENT 50 . 00

51. Underpayment of estimated tax penalty - Attach [Form MO-2210](#). Enter penalty amount here . . . 51 . 00

Select this box if you are a farmer exempt from the underpayment of estimated tax penalty.

52. **AMOUNT DUE** - Add Lines 50 and 51.
 If you pay by check, you authorize the Department of Revenue to process the check electronically. Any returned check may be presented again electronically 52 . 00

Under penalties of perjury, I declare that I have examined this return, including accompanying schedules and statements, and to the best of my knowledge and belief it is true, correct, and complete. By signing or entering my name in the "Signature" field(s) below, I am providing the Department of Revenue with my signature as required under [Section 143.561, RSMo](#). Declaration of preparer (other than taxpayer) is based on all information of which he or she has knowledge. As provided in [Chapter 143, RSMo](#), a penalty of up to \$500 shall be imposed on any individual who files a frivolous return. I also declare under penalties of perjury that I employ no illegal or unauthorized aliens as defined under federal law and that I am not eligible for any tax exemption, credit, or abatement if I employ such aliens.

Signature

Signature	Date (MM/DD/YY)		
<input type="text"/>	<input type="text"/>	<input type="text"/>	<input type="text"/>
Spouse's Signature (If filing combined, BOTH must sign)	Date (MM/DD/YY)		
<input type="text"/>	<input type="text"/>	<input type="text"/>	<input type="text"/>
E-mail Address	Daytime Telephone		
SYAM@GTAXFILE.COM	6692082528		
Preparer's Signature	Date (MM/DD/YY)		
SYAM PRIYA RAM SAGAR GUPTA TALLAM	02	24	21
Preparer's FEIN, SSN, or PTIN	Preparer's Telephone		
30-1017196	6789659522		
Preparer's Address	State	ZIP Code	
2530 PEBBLE CREEK LN CUMMING	GA	30041	

I authorize the Director of Revenue or delegate to discuss my return and attachments with the preparer or any member of the preparer's firm Yes No

Did you pay a tax return preparer to complete your return, but the preparer failed to sign the return or provide an Internal Revenue Service preparer tax identification number? If you marked yes, please insert the preparer's name, address, and phone number in the applicable sections of the signature block above. Yes No

Department Use Only

A FA E10 DE F .

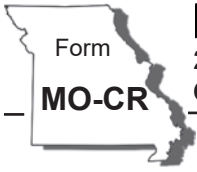
(Revised 12-2020)

Mail To: Balance Due:
 Missouri Department of Revenue
 P.O. Box 329
 Jefferson City, MO 65105-0329

Refund or No Amount Due:
 Missouri Department of Revenue
 P.O. Box 500
 Jefferson City, MO 65105-0500

Phone (Balance Due): (573) 751-7200
Phone (Refund or No Amount Due): (573) 751-3505
Fax: (573) 522-1762
E-mail: income@dor.mo.gov





MISSOURI DEPARTMENT OF
REVENUE
**2020 Credit for Income Taxes Paid To
 Other States or Political Subdivisions**

Complete this form if you or your spouse have income from another state or political subdivision. If you had multiple credits, complete a separate form for each state or political subdivision.

Attach Form MO-CR and **all income tax returns** for each state or political subdivision to Form MO-1040.

Name	Social Security Number
<input type="text" value="NAGARJUNA BODDU"/>	<input type="text" value="065"/> - <input type="text" value="47"/> - <input type="text" value="9620"/>

Spouse's Name	Spouse's Social Security Number
<input type="text"/>	<input type="text"/> - <input type="text"/> - <input type="text"/>

	Yourself (Y)		Spouse (S)	
1. Claimant's total adjusted gross income (Form MO-1040, Line 5Y and Line 5S)	1Y	<input type="text" value="55944"/> . <input type="text" value="00"/>	1S	<input type="text"/> . <input type="text"/>
2. Claimant's Missouri income tax (Form MO-1040, Line 27Y and 27S). Use the two letter abbreviation for the state or name of political subdivision. See the table on back for the two letter abbreviation, or enter the name of the political subdivision below. _____	2Y	<input type="text" value="2140"/> . <input type="text" value="00"/>	2S	<input type="text"/> . <input type="text"/>
		State of: <input type="text" value="CA"/>	State of: <input type="text"/>	
3. Wages and commissions.	3Y	<input type="text" value="33776"/> . <input type="text" value="00"/>	3S	<input type="text"/> . <input type="text"/>
4. Other income (Describe nature _____)	4Y	<input type="text" value="0"/> . <input type="text" value="00"/>	4S	<input type="text"/> . <input type="text"/>
5. Total - Add Lines 3 and 4.	5Y	<input type="text" value="33776"/> . <input type="text" value="00"/>	5S	<input type="text"/> . <input type="text"/>
6. Less, related adjustments (Federal Form 1040 or 1040-SR, Line 10c)	6Y	<input type="text"/> . <input type="text"/>	6S	<input type="text"/> . <input type="text"/>
7. Net amounts - Subtract Line 6 from Line 5	7Y	<input type="text" value="33776"/> . <input type="text" value="00"/>	7S	<input type="text" value="0"/> . <input type="text" value="00"/>
8. Percentage of your income taxed - Divide Line 7 by Line 1	8Y	<input type="text" value="60."/> %	8S	<input type="text" value="0."/> %
9. Maximum credit - Multiply Line 2 by percentage on Line 8	9Y	<input type="text" value="1284"/> . <input type="text" value="00"/>	9S	<input type="text"/> . <input type="text"/>
10. Income tax you paid to another state or political subdivision. This is not income tax withheld. The income tax is reduced by all credits, except withholding and estimated tax.	10Y	<input type="text" value="1131"/> . <input type="text" value="00"/>	10S	<input type="text" value="0"/> . <input type="text" value="00"/>
11. Credit - Enter the smaller amount of Line 9 or Line 10 here and on Form MO-1040, Line 28Y or Line 28S. If you have multiple credits, add the amounts on Line 11 from each Form MO-CR before entering on Form MO-1040	11Y	<input type="text" value="1131"/> . <input type="text" value="00"/>	11S	<input type="text" value="0"/> . <input type="text" value="00"/>

TAXABLE YEAR

FORM

2020

California e-file Signature Authorization for Individuals

8879

Table with 2 columns: Name/SSN or ITIN. Row 1: NAGARJUNA BODDU, 065-47-9620. Row 2: Spouse's/RDP's name, Spouse's/RDP's SSN or ITIN.

Part I Tax Return Information (whole dollars only)

Table with 2 columns: Line number, Description, Amount. Line 1: California Adjusted Gross Income (AGI) 33,776. Line 2: Amount You Owe 413. Line 3: Refund or No Amount Due.

Part II Taxpayer Declaration and Signature Authorization (Be sure you obtain and keep a copy of your return.)

Under penalties of perjury, I declare that I have examined a copy of my individual income tax return and accompanying schedules and statements for the tax year ending December 31, 2020, and to the best of my knowledge and belief, it is true, correct, and complete.

Taxpayer's PIN: check one box only

[X] I authorize GLOBAL TAXES LLC to enter my PIN 7 9 6 2 0 as my signature on my 2020 e-filed California individual income tax return.

[] I will enter my PIN as my signature on my 2020 e-filed California individual income tax return. Check this box only if you are entering your own PIN and your return is filed using the Practitioner PIN method.

Your signature Date

Spouse's/RDP's PIN: check one box only

[] I authorize to enter my PIN as my signature on my 2020 e-filed California individual income tax return.

[] I will enter my PIN as my signature on my 2020 e-filed California individual income tax return. Check this box only if you are entering your own PIN and your return is filed using the Practitioner PIN method.

Spouse's/RDP's signature Date

Practitioner PIN Method Returns Only -- continue below

Part III Certification and Authentication — Practitioner PIN Method Only

ERO's EFIN/PIN. Enter your six-digit EFIN followed by your five-digit self-selected PIN. 5 8 7 2 7 8 6 1 9 8 9 Do not enter all zeros

I certify that the above numeric entry is my PIN, which is my signature for the 2020 California individual income tax return for the taxpayer(s) indicated above.

ERO's signature Date 02/24/2021

Voucher at bottom of page.

DO NOT MAIL A PAPER COPY OF YOUR TAX RETURN WITH THE PAYMENT VOUCHER.
If amount of payment is zero, do not mail this voucher.

WHERE TO FILE: Using black or blue ink, make your check or money order payable to the "Franchise Tax Board." Write the taxpayer's social security number (SSN) or individual taxpayer identification number (ITIN) and "2020 FTB 3582" on the check or money order. Detach the voucher below. Enclose, but **do not** staple, payment with the voucher and mail to:

**FRANCHISE TAX BOARD
PO BOX 942867
SACRAMENTO CA 94267-0008**

Make all checks or money orders payable in U.S. dollars and drawn against a U.S. financial institution.

WHEN TO FILE: Calendar Year – File and pay by April 15, 2021.

When the due date falls on a weekend or holiday, the deadline to file and pay without penalty is extended to the next business day.

ONLINE SERVICES: Use Web Pay and enjoy the ease of our free online payment service. Go to **ftb.ca.gov/pay** for more information.
Do not mail this voucher if you use Web Pay.

--- DETACH HERE --- IF NO PAYMENT IS DUE, DO NOT MAIL THIS VOUCHER --- DETACH HERE ---

CAUTION: You may be required to pay electronically. See instructions.

TAXABLE YEAR

CALIFORNIA FORM

2020

**Payment Voucher for
Individual e-filed Returns**

3582 (e-file)

065-47-9620 BODD
NAGARJUNA BODDU

20

18324 BRIDLE CLUB DR
TAMPA FL 33647

Amount of Payment

413.

California Nonresident or Part-Year Resident Income Tax Return

2020

540NR

APE

ATTACH FEDERAL RETURN

065-47-9620 BODD
NAGARJUNA BODDU

20

18324 BRIDLE CLUB DR
TAMPA FL 33647

06-23-1994

If your California filing status is different from your federal filing status, check the box here

Filing Status

- 1 Single
- 2 Married/RDP filing jointly. See inst.
- 3 Married/RDP filing separately. Enter spouse's/RDP's SSN or ITIN above and full name here
- 4 Head of household (with qualifying person). See instructions.
- 5 Qualifying widow(er). Enter year spouse/RDP died.

6 If someone can claim you (or your spouse/RDP) as a dependent, check the box here. See inst

► For line 7, line 8, line 9, and line 10: Multiply the number you enter in the box by the pre-printed dollar amount for that line.

Whole dollars only

Exemptions

- 7 **Personal:** If you checked box 1, 3, or 4 above, enter 1 in the box. If you checked box 2 or 5, enter 2. If you checked the box on line 6, see instructions. 7 X \$124 = \$
- 8 **Blind:** If you (or your spouse/RDP) are visually impaired, enter 1; if both are visually impaired, enter 2 8 X \$124 = \$
- 9 **Senior:** If you (or your spouse/RDP) are 65 or older, enter 1; if both are 65 or older, enter 2 9 X \$124 = \$

10 **Dependents: Do not include yourself or your spouse/RDP.**

	Dependent 1	Dependent 2	Dependent 3
First Name	<input type="text"/>	<input type="text"/>	<input type="text"/>
Last Name	<input type="text"/>	<input type="text"/>	<input type="text"/>
SSN. See instructions.	<input type="text"/>	<input type="text"/>	<input type="text"/>
Dependent's relationship to you	<input type="text"/>	<input type="text"/>	<input type="text"/>

Total dependent exemptions 10 X \$383 = \$

Your name: Your SSN or ITIN:

11 Exemption amount: Add line 7 through line 10 **11 \$**

Total Taxable Income	12 Total California wages from your federal Form(s) W-2, box 16 <input checked="" type="radio"/> 12 <input type="text" value="33776"/> <input type="text" value=".00"/>
	13 Enter federal AGI from federal Form 1040, 1040-SR, or 1040-NR, line 11 <input checked="" type="radio"/> 13 <input type="text" value="55944"/> <input type="text" value=".00"/>
	14 California adjustments – subtractions. Enter the amount from Schedule CA (540NR), Part II, line 23, column B <input checked="" type="radio"/> 14 <input type="text" value=""/> <input type="text" value=".00"/>
	15 Subtract line 14 from line 13. If less than zero, enter the result in parentheses. See instructions 15 <input type="text" value="55944"/> <input type="text" value=".00"/>
	16 California adjustments – additions. Enter the amount from Schedule CA (540NR), Part II, line 23, column C <input checked="" type="radio"/> 16 <input type="text" value=""/> <input type="text" value=".00"/>
	17 Adjusted gross income from all sources. Combine line 15 and line 16. <input checked="" type="radio"/> 17 <input type="text" value="55944"/> <input type="text" value=".00"/>
	18 Enter the larger of: Your California itemized deductions from Schedule CA (540NR), Part III, line 30; OR Your California standard deduction . See instructions <input checked="" type="radio"/> 18 <input type="text" value="4601"/> <input type="text" value=".00"/>
	19 Subtract line 18 from line 17. This is your total taxable income . If less than zero, enter -0- <input checked="" type="radio"/> 19 <input type="text" value="51343"/> <input type="text" value=".00"/>

CA Taxable Income	31 Tax. Check the box if from: <input checked="" type="checkbox"/> Tax Table <input type="checkbox"/> Tax Rate Schedule <input checked="" type="radio"/> <input type="text" value="FTB 3800"/> <input type="radio"/> <input type="text" value="FTB 3803"/> <input checked="" type="radio"/> 31 <input type="text" value="1995"/> <input type="text" value=".00"/>
	32 CA adjusted gross income from Schedule CA (540NR), Part IV, line 1. <input checked="" type="radio"/> 32 <input type="text" value="33776"/> <input type="text" value=".00"/>
	35 CA Taxable Income from Schedule CA (540NR), Part IV, line 5. <input checked="" type="radio"/> 35 <input type="text" value="30998"/> <input type="text" value=".00"/>
	36 CA Tax Rate. Divide line 31 by line 19. <input checked="" type="radio"/> 36 <input type="text" value="0.0389"/>
	37 CA Tax Before Exemption Credits. Multiply line 35 by line 36. <input checked="" type="radio"/> 37 <input type="text" value="1206"/> <input type="text" value=".00"/>
	38 CA Exemption Credit Percentage. Divide line 35 by line 19. If more than 1, enter 1.0000. <input checked="" type="radio"/> 38 <input type="text" value="0.6037"/>
	39 CA Prorated Exemption Credits. Multiply line 11 by line 38. If the amount on line 13 is more than \$203,341, see instructions <input checked="" type="radio"/> 39 <input type="text" value="75"/> <input type="text" value=".00"/>
	40 CA Regular Tax Before Credits. Subtract line 39 from line 37. If less than zero, enter -0-... <input checked="" type="radio"/> 40 <input type="text" value="1131"/> <input type="text" value=".00"/>
	41 Tax. See instructions. Check the box if from: <input type="checkbox"/> Schedule G-1 <input type="checkbox"/> FTB 5870A <input checked="" type="radio"/> 41 <input type="text" value=""/> <input type="text" value=".00"/>
42 Add line 40 and line 41 <input checked="" type="radio"/> 42 <input type="text" value="1131"/> <input type="text" value=".00"/>	

Special Credits	50 Nonrefundable Child and Dependent Care Expenses Credit. See instructions. Attach form FTB 3506. <input checked="" type="radio"/> 50 <input type="text" value=""/> <input type="text" value=".00"/>
	51 Credit for joint custody head of household. See instructions <input checked="" type="radio"/> 51 <input type="text" value=""/> <input type="text" value=".00"/>
	52 Credit for dependent parent. See instructions. <input checked="" type="radio"/> 52 <input type="text" value=""/> <input type="text" value=".00"/>
	53 Credit for senior head of household. See instructions. <input checked="" type="radio"/> 53 <input type="text" value=""/> <input type="text" value=".00"/>
	54 Credit percentage. Enter the amount from line 38 here. If more than 1, enter 1.0000. See instructions <input checked="" type="radio"/> 54 <input type="text" value=""/>
55 Credit amount. See instructions <input checked="" type="radio"/> 55 <input type="text" value=""/> <input type="text" value=".00"/>	

Your name: Your SSN or ITIN:

Special Credits continued

58	Enter credit name <input type="text"/> code <input type="text"/> and amount...	<input type="radio"/>	58	<input type="text"/>	<input type="text" value=".00"/>
59	Enter credit name <input type="text"/> code <input type="text"/> and amount...	<input type="radio"/>	59	<input type="text"/>	<input type="text" value=".00"/>
60	To claim more than two credits. See instructions	<input type="radio"/>	60	<input type="text"/>	<input type="text" value=".00"/>
61	Nonrefundable Renter's Credit. See instructions	<input type="radio"/>	61	<input type="text"/>	<input type="text" value=".00"/>
62	Add line 50 and line 55 through 61. These are your total credits	<input checked="" type="radio"/>	62	<input type="text"/>	<input type="text" value=".00"/>
63	Subtract line 62 from line 42. If less than zero, enter -0-	<input checked="" type="radio"/>	63	<input type="text" value="1131"/>	<input type="text" value=".00"/>

Other Taxes

71	Alternative Minimum Tax. Attach Schedule P (540NR)	<input type="radio"/>	71	<input type="text"/>	<input type="text" value=".00"/>
72	Mental Health Services Tax. See instructions	<input type="radio"/>	72	<input type="text"/>	<input type="text" value=".00"/>
73	Other taxes and credit recapture. See instructions	<input type="radio"/>	73	<input type="text"/>	<input type="text" value=".00"/>
74	Excess Advance Premium Assistance Subsidy (APAS) repayment. See instructions	<input type="radio"/>	74	<input type="text"/>	<input type="text" value=".00"/>
75	Add line 63, line 71, line 72, line 73, and line 74. This is your total tax	<input type="radio"/>	75	<input type="text" value="1131"/>	<input type="text" value=".00"/>

Payments

81	California income tax withheld. See instructions	<input type="radio"/>	81	<input type="text" value="718"/>	<input type="text" value=".00"/>
82	2020 CA estimated tax and other payments. See instructions	<input type="radio"/>	82	<input type="text"/>	<input type="text" value=".00"/>
83	Withholding (Form 592-B and/or 593). See instructions	<input type="radio"/>	83	<input type="text"/>	<input type="text" value=".00"/>
84	Excess SDI (or VPD) withheld. See instructions	<input type="radio"/>	84	<input type="text"/>	<input type="text" value=".00"/>
85	Earned Income Tax Credit (EITC)	<input type="radio"/>	85	<input type="text"/>	<input type="text" value=".00"/>
86	Young Child Tax Credit (YCTC). See instructions	<input type="radio"/>	86	<input type="text"/>	<input type="text" value=".00"/>
87	Net Premium Assistance Subsidy (PAS). See instructions	<input type="radio"/>	87	<input type="text"/>	<input type="text" value=".00"/>
88	Add line 81 through line 87. These are your total payments. See instructions	<input checked="" type="radio"/>	88	<input type="text" value="718"/>	<input type="text" value=".00"/>

ISR Penalty

91	Individual Shared Responsibility (ISR) Penalty. See instructions	<input type="radio"/>	91	<input type="text"/>	<input type="text" value=".00"/>
	<input type="radio"/> Full-year health care coverage.				

Overpaid Tax/Tax Due

92	Payments after Individual Shared Responsibility Penalty. If line 88 is more than line 91, subtract line 91 from line 88.	<input checked="" type="radio"/>	92	<input type="text" value="718"/>	<input type="text" value=".00"/>
93	Individual Shared Responsibility Penalty Balance. If line 91 is more than line 88, subtract line 88 from line 91.	<input checked="" type="radio"/>	93	<input type="text"/>	<input type="text" value=".00"/>
101	Overpaid tax. If line 92 is more than line 75, subtract line 75 from line 92.	<input checked="" type="radio"/>	101	<input type="text"/>	<input type="text" value=".00"/>
102	Amount of line 101 you want applied to your 2021 estimated tax	<input type="radio"/>	102	<input type="text"/>	<input type="text" value=".00"/>

Your name:

Your SSN or ITIN:

- 103 Overpaid tax available this year. Subtract line 102 from line 101 103 .00
- 104 Tax due. If line 92 is less than line 75, subtract line 92 from line 75 104 .00

Contributions		<u>Code</u>	<u>Amount</u>	
	California Seniors Special Fund. See instructions	● 400	<input type="text" value=""/>	.00
	Alzheimer's Disease and Related Dementia Voluntary Tax Contribution Fund	● 401	<input type="text" value=""/>	.00
	Rare and Endangered Species Preservation Voluntary Tax Contribution Program	● 403	<input type="text" value=""/>	.00
	California Breast Cancer Research Voluntary Tax Contribution Fund	● 405	<input type="text" value=""/>	.00
	California Firefighters' Memorial Voluntary Tax Contribution Fund	● 406	<input type="text" value=""/>	.00
	Emergency Food for Families Voluntary Tax Contribution Fund	● 407	<input type="text" value=""/>	.00
	California Peace Officer Memorial Foundation Voluntary Tax Contribution Fund	● 408	<input type="text" value=""/>	.00
	California Sea Otter Voluntary Tax Contribution Fund	● 410	<input type="text" value=""/>	.00
	California Cancer Research Voluntary Tax Contribution Fund	● 413	<input type="text" value=""/>	.00
	School Supplies for Homeless Children Fund	● 422	<input type="text" value=""/>	.00
	State Parks Protection Fund/Parks Pass Purchase	● 423	<input type="text" value=""/>	.00
	Protect Our Coast and Oceans Voluntary Tax Contribution Fund	● 424	<input type="text" value=""/>	.00
	Keep Arts in Schools Voluntary Tax Contribution Fund	● 425	<input type="text" value=""/>	.00
	Prevention of Animal Homelessness and Cruelty Voluntary Tax Contribution Fund	● 431	<input type="text" value=""/>	.00
	California Senior Citizen Advocacy Voluntary Tax Contribution Fund	● 438	<input type="text" value=""/>	.00
	Native California Wildlife Rehabilitation Voluntary Tax Contribution Fund	● 439	<input type="text" value=""/>	.00
	Rape Kit Backlog Voluntary Tax Contribution Fund	● 440	<input type="text" value=""/>	.00
	Schools Not Prisons Voluntary Tax Contribution Fund	● 443	<input type="text" value=""/>	.00
	Suicide Prevention Voluntary Tax Contribution Fund	● 444	<input type="text" value=""/>	.00
	120 Add code 400 through code 444. This is your total contribution	● 120	<input type="text" value=""/>	.00

Your name: Your SSN or ITIN:

Amount You Owe 121 **AMOUNT YOU OWE.** Add line 93, line 104, and line 120. See instructions. **Do not send cash.**
Mail to: **FRANCHISE TAX BOARD, PO BOX 942867, SACRAMENTO CA 94267-0001.** ● 121 .00
Pay Online – Go to **ftb.ca.gov/pay** for more information.

Interest and Penalties 122 Interest, late return penalties, and late payment penalties. 122 .00
123 Underpayment of estimated tax.
Check the box: ● **FTB 5805 attached** ● **FTB 5805F attached** ● 123 .00
124 Total amount due. See instructions. Enclose, but **do not** staple, any payment 124 .00

Refund and Direct Deposit 125 **REFUND OR NO AMOUNT DUE.** Subtract line 120 from line 103. See instructions.
Mail to: **FRANCHISE TAX BOARD, PO BOX 942840, SACRAMENTO CA 94240-0001.** ● 125 .00

Fill in the information to authorize direct deposit of your refund into one or two accounts. **Do not** attach a voided check or a deposit slip.
See instructions. **Have you verified the routing and account numbers?** Use whole dollars only.
All or the following amount of my refund (line 125) is authorized for direct deposit into the account shown below:

● Routing number ● Type Checking ● Account number ● 126 Direct deposit amount .00
 Savings

The remaining amount of my refund (line 125) is authorized for direct deposit into the account shown below:

● Routing number ● Type Checking ● Account number ● 127 Direct deposit amount .00
 Savings

IMPORTANT: Attach a copy of your complete federal return.

To learn about your privacy rights, how we may use your information, and the consequences for not providing the requested information, go to **ftb.ca.gov/forms** and search for **1131**. To request this notice by mail, call 800.852.5711.

Under penalties of perjury, I declare that I have examined this tax return, including accompanying schedules and statements, and to the best of my knowledge and belief, it is true, correct, and complete.

Your signature Date Spouse's/RDP's signature (if a joint tax return, both must sign)

● Your email address. Enter only one email address. ● Preferred phone number

Sign Here

It is unlawful to forge a spouse's/RDP's signature.

Paid preparer's signature (**declaration of preparer is based on all information of which preparer has any knowledge**)

Firm's name (or yours, if self-employed) ● PTIN

Firm's address ● Firm's FEIN

Joint tax return? (See instructions)

Do you want to allow another person to discuss this tax return with us? See instructions. ● Yes No

Print Third Party Designee's Name Telephone Number

California Adjustments — Nonresidents or Part-Year Residents

CA (540NR)

Important: Attach this schedule behind Form 540NR, Side 5 as a supporting California schedule.

Name(s) as shown on tax return NAGARJUNA BODDU	SSN or ITIN 065479620
---	--------------------------

Part I Residency Information. Complete all lines that apply to you and your spouse/RDP for taxable year 2020.

During 2020:

- 1 My California (CA) Residency (Check one)
 a Myself: Nonresident Part-Year Resident Resident
 b Spouse: Nonresident Part-Year Resident Resident

	Yourself	Spouse/RDP
2 a I was domiciled in (enter two letter code, see instructions)	<input checked="" type="radio"/> M O	<input type="radio"/> ___
b I was in the military and stationed in (enter two letter code).	<input type="radio"/> ___	<input type="radio"/> ___
3 I became a CA resident (enter state of prior residence and date (mm/dd/yyyy) of move) . . .	<input type="radio"/> ___ / ___ / ___	<input type="radio"/> ___ / ___ / ___
4 I became a CA nonresident (enter new state of residence and date (mm/dd/yyyy) of move) .	<input type="radio"/> ___ / ___ / ___	<input type="radio"/> ___ / ___ / ___
5 I was a CA nonresident the entire year (enter state of residence).	<input type="radio"/> M O	<input type="radio"/> ___
6 The number of days I spent in CA for any purpose was:	<input type="radio"/> ___	<input type="radio"/> ___
7 I owned a home/property in CA (enter Y for Yes, N for No)	<input type="radio"/> N	<input type="radio"/> ___
8 Before 2020: I was a CA resident for the period of	<input type="radio"/> ___ / ___ / ___ - ___ / ___ / ___	<input type="radio"/> ___ / ___ / ___ - ___ / ___ / ___

Part II Income Adjustment Schedule	A	B	C	D	E
Section A — Income from federal Form 1040 or 1040-SR	Federal Amounts (taxable amounts from your federal tax return)	Subtractions See instructions (difference between CA & federal law)	Additions See instructions (difference between CA & federal law)	Total Amounts Using CA Law As If You Were a CA Resident (subtract col. B from col. A; add col. C to the result)	CA Amounts (income earned or received as a CA resident and income earned or received from CA sources as a nonresident)
1 Wages, salaries, tips, etc. See instructions before making an entry in col. B or C. 1	<input checked="" type="radio"/> 61,194.	<input type="radio"/>	<input type="radio"/>	<input checked="" type="radio"/> 61,194.	<input checked="" type="radio"/> 33,776.
2 Taxable interest. a <input type="radio"/> 2b	<input type="radio"/>	<input type="radio"/>	<input type="radio"/>	<input type="radio"/>	<input type="radio"/>
3 Ordinary dividends. See instructions. a <input type="radio"/> 3b	<input type="radio"/>	<input type="radio"/>	<input type="radio"/>	<input type="radio"/>	<input type="radio"/>
4 IRA distributions. See instructions. a <input type="radio"/> 4b	<input type="radio"/>	<input type="radio"/>	<input type="radio"/>	<input type="radio"/>	<input type="radio"/>
5 Pensions and annuities. See instructions. a <input type="radio"/> 5b	<input type="radio"/>	<input type="radio"/>	<input type="radio"/>	<input type="radio"/>	<input type="radio"/>
6 Social security benefits. a <input type="radio"/> 6b	<input type="radio"/>	<input type="radio"/>			
7 Capital gain or (loss). See instructions 7	<input type="radio"/>	<input type="radio"/>	<input type="radio"/>	<input type="radio"/>	<input type="radio"/>
Section B — Additional Income from federal Schedule 1 (Form 1040)					
1 Taxable refunds, credits, or offsets of state and local income taxes. 1	<input type="radio"/>	<input type="radio"/>			
2a Alimony received. See instructions. 2a	<input type="radio"/>		<input type="radio"/>	<input type="radio"/>	<input type="radio"/>
3 Business income or (loss). See instructions. 3	<input type="radio"/>	<input type="radio"/>	<input type="radio"/>	<input type="radio"/>	<input type="radio"/>
4 Other gains or (losses) 4	<input type="radio"/>	<input type="radio"/>	<input type="radio"/>	<input type="radio"/>	<input type="radio"/>
5 Rental real estate, royalties, partnerships, S corporations, trusts, etc 5	<input checked="" type="radio"/> -5,250.	<input type="radio"/>	<input type="radio"/>	<input checked="" type="radio"/> -5,250.	<input type="radio"/>

	A	B	C	D	E
Section B — Additional Income Continued	Federal Amounts (taxable amounts from your federal tax return)	Subtractions See instructions (difference between CA & federal law)	Additions See instructions (difference between CA & federal law)	Total Amounts Using CA Law As If You Were a CA Resident (subtract col. B from col. A; add col. C to the result)	CA Amounts (income earned or received as a CA resident and income earned or received from CA sources as a nonresident)
6 Farm income or (loss) 6	<input checked="" type="radio"/>	<input checked="" type="radio"/>	<input checked="" type="radio"/>	<input checked="" type="radio"/>	<input checked="" type="radio"/>
7 Unemployment compensation 7	<input checked="" type="radio"/>	<input checked="" type="radio"/>			
8 Other income.					
a California lottery winnings		<input checked="" type="radio"/>	a _____		
b Disaster loss deduction from FTB 3805V		<input checked="" type="radio"/>	b _____		
c Federal NOL (Schedule 1 (Form 1040), line 8)		<input type="radio"/>	c <input checked="" type="radio"/>		
d NOL deduction from FTB 3805V 8	<input checked="" type="radio"/>	<input checked="" type="radio"/>	d _____	8 <input checked="" type="radio"/>	8 <input checked="" type="radio"/>
e NOL from FTB 3805Z, FTB 3807, or FTB 3809		<input checked="" type="radio"/>	e _____		
f Other (describe): <input type="radio"/> _____		<input checked="" type="radio"/>	f <input checked="" type="radio"/>		
g Student loan discharged due to closure of a for-profit school		<input checked="" type="radio"/>	g _____		
9 Total. Combine Section A, line 1 through line 7, and Section B, line 1 through line 8, in each column. Go to Section C 9	<input checked="" type="radio"/> 55,944.	<input checked="" type="radio"/>	<input checked="" type="radio"/>	<input checked="" type="radio"/> 55,944.	<input checked="" type="radio"/> 33,776.

	A	B	C	D	E
Section C — Adjustments to Income from federal Schedule 1 (Form 1040)	Federal Amounts (taxable amounts from your federal tax return)	Subtractions See instructions (difference between CA & federal law)	Additions See instructions (difference between CA & federal law)	Total Amounts Using CA Law As If You Were a CA Resident (subtract col. B from col. A; add col. C to the result)	CA Amounts (income earned or received as a CA resident and income earned or received from CA sources as a nonresident)
10 Educator expenses 10	<input checked="" type="radio"/>	<input checked="" type="radio"/>			
11 Certain business expenses of reservists, performing artists, and fee-basis government officials 11	<input checked="" type="radio"/>	<input checked="" type="radio"/>	<input checked="" type="radio"/>	<input checked="" type="radio"/>	<input checked="" type="radio"/>
12 Health savings account deduction 12	<input checked="" type="radio"/>	<input checked="" type="radio"/>			
13 Moving expenses. Attach federal Form 3903. See instructions 13	<input checked="" type="radio"/>		<input checked="" type="radio"/>	<input checked="" type="radio"/>	<input checked="" type="radio"/>
14 Deductible part of self-employment tax. See instructions. 14	<input checked="" type="radio"/>	<input checked="" type="radio"/>		<input checked="" type="radio"/>	<input checked="" type="radio"/>
15 Self-employed SEP, SIMPLE, and qualified plans 15	<input checked="" type="radio"/>			<input checked="" type="radio"/>	<input checked="" type="radio"/>
16 Self-employed health insurance deduction. See instructions. 16	<input checked="" type="radio"/>	<input checked="" type="radio"/>		<input checked="" type="radio"/>	<input checked="" type="radio"/>
17 Penalty on early withdrawal of savings . . . 17	<input checked="" type="radio"/>			<input checked="" type="radio"/>	<input checked="" type="radio"/>
18a Alimony paid. b Enter recipient's: SSN <input checked="" type="radio"/> _____ Last name <input checked="" type="radio"/> _____ 18a	<input checked="" type="radio"/>		<input checked="" type="radio"/>	<input checked="" type="radio"/>	<input checked="" type="radio"/>
19 IRA deduction 19	<input checked="" type="radio"/>			<input checked="" type="radio"/>	<input checked="" type="radio"/>
20 Student loan interest deduction 20	<input checked="" type="radio"/>		<input checked="" type="radio"/>	<input checked="" type="radio"/>	<input checked="" type="radio"/>
21 Tuition and fees 21	<input checked="" type="radio"/>	<input checked="" type="radio"/>			
22 Add line 10 through line 21 in each column, A through E 22	<input checked="" type="radio"/>	<input checked="" type="radio"/>	<input checked="" type="radio"/>	<input checked="" type="radio"/>	<input checked="" type="radio"/>
23 Total. Subtract line 22 from line 9 in each column, A through E. See instructions. . . 23	<input checked="" type="radio"/> 55,944.	<input checked="" type="radio"/>	<input checked="" type="radio"/>	<input checked="" type="radio"/> 55,944.	<input checked="" type="radio"/> 33,776.

Part III Adjustments to Federal Itemized Deductions

Check the box if you did NOT itemize for federal but will itemize for California

A	B	C
Federal Amounts (from federal Schedule A (Form 1040))	Subtractions See instructions	Additions See instructions

Medical and Dental Expenses See instructions.

1	Medical and dental expenses <input checked="" type="radio"/>	1			
2	Enter amount from federal Form 1040 or 1040-SR, line 11 <input checked="" type="radio"/> 55,944	2			
3	Multiply line 2 by 7.5% (0.075) <input checked="" type="radio"/> 4,196	3			
4	Subtract line 3 from line 1. If line 3 is more than line 1, enter 0 <input checked="" type="radio"/>	4	<input checked="" type="radio"/>		<input checked="" type="radio"/>

Taxes You Paid

5a	State and local income tax or general sales taxes <input checked="" type="radio"/> 2,208	5a			
5b	State and local real estate taxes <input checked="" type="radio"/>	5b			
5c	State and local personal property taxes <input checked="" type="radio"/>	5c			
5d	Add line 5a through line 5c <input checked="" type="radio"/> 2,208	5d	<input checked="" type="radio"/>		
5e	Enter the smaller of line 5d or \$10,000 (\$5,000 if married filing separately) in column A Enter the amount from line 5a, column B in line 5e, column B Enter the difference from line 5d and line 5e, column A in line 5e, column C	5e	<input checked="" type="radio"/>	<input checked="" type="radio"/>	<input checked="" type="radio"/>
6	Other taxes. List type <input checked="" type="radio"/>	6	<input checked="" type="radio"/>	<input checked="" type="radio"/>	<input checked="" type="radio"/>
7	Add line 5e and line 6 <input checked="" type="radio"/> 2,208	7	<input checked="" type="radio"/>	<input checked="" type="radio"/>	<input checked="" type="radio"/>

Interest You Paid

8a	Home mortgage interest and points reported to you on federal Form 1098 <input checked="" type="radio"/>	8a			
8b	Home mortgage interest not reported to you on federal Form 1098 <input checked="" type="radio"/>	8b			
8c	Points not reported to you on federal Form 1098 <input checked="" type="radio"/>	8c			
8d	Mortgage insurance premiums <input checked="" type="radio"/>	8d	<input checked="" type="radio"/>		
8e	Add line 8a through line 8d <input checked="" type="radio"/>	8e	<input checked="" type="radio"/>		<input checked="" type="radio"/>
9	Investment interest <input checked="" type="radio"/>	9	<input checked="" type="radio"/>		<input checked="" type="radio"/>
10	Add line 8e and line 9 <input checked="" type="radio"/>	10	<input checked="" type="radio"/>		<input checked="" type="radio"/>

Gifts to Charity

11	Gifts by cash or check <input checked="" type="radio"/>	11			
12	Other than by cash or check <input checked="" type="radio"/>	12	<input checked="" type="radio"/>		<input checked="" type="radio"/>
13	Carryover from prior year <input checked="" type="radio"/>	13	<input checked="" type="radio"/>		<input checked="" type="radio"/>
14	Add line 11 through line 13 <input checked="" type="radio"/>	14	<input checked="" type="radio"/>		<input checked="" type="radio"/>

Casualty and Theft Losses

15	Casualty or theft loss(es) (other than net qualified disaster losses). Attach federal Form 4684. See instructions <input checked="" type="radio"/>	15			
----	---	----	--	--	--

Other Itemized Deductions

16	Other—from list in federal instructions <input checked="" type="radio"/>	16			
17	Add lines 4, 7, 10, 14, 15, and 16 in columns A, B, and C <input checked="" type="radio"/> 2,208	17	<input checked="" type="radio"/>	<input checked="" type="radio"/>	<input checked="" type="radio"/>

18	Total. Combine line 17 column A less column B plus column C <input checked="" type="radio"/>	18			0.
----	--	----	--	--	----

Job Expenses and Certain Miscellaneous Deductions

19 Unreimbursed employee expenses - job travel, union dues, job education, etc. Attach federal Form 2106 if required. See instructions. 19

20 Tax preparation fees. 20

21 Other expenses- investment, safe deposit box, etc. List type 21

22 Add line 19 through line 21 22

23 Enter amount from federal Form 1040 or 1040-SR, line 11 55,944.

24 Multiply line 23 by 2% (0.02). If less than zero, enter 0. 24

25 Subtract line 24 from line 22. If line 24 is more than line 22, enter 0. 25

26 **Total Itemized Deductions.** Add line 18 and line 25. 26

27 Other adjustments. See instructions. Specify. 27

28 Combine line 26 and line 27. 28

29 **Is your federal AGI (Form 540NR, line 13) more than the amount shown below for your filing status?**
 Single or married/RDP filing separately \$203,341
 Head of household \$305,016
 Married/RDP filing jointly or qualifying widow(er) \$406,687

No. Transfer the amount on line 28 to line 29.

Yes. Complete the Itemized Deductions Worksheet in the instructions for Schedule CA (540NR), line 29 29 .

30 **Enter the larger of the amount on line 29 or your standard deduction listed below**
 Single or married/RDP filing separately. See instructions. \$4,601
 Married/RDP filing jointly, head of household, or qualifying widow(er) \$9,202 30 .

Part IV California Taxable Income

1 **California AGI.** Enter your California AGI from Part II, line 23, column E 1 .

2 Enter your deductions from line 30 2 .

3 **Deduction Percentage.** Divide Part II, line 23, column E by Part II, line 23, column D. Carry the decimal to four places. If the result is greater than 1.0000, enter 1.0000. If less than zero, enter -0- 3 .

4 **California Itemized/Standard Deductions.** Multiply line 2 by the percentage on line 3 4 .

5 **California Taxable Income.** Subtract line 4 from line 1. Transfer this amount to Form 540NR, line 35. If less than zero, enter -0- 5 .