

IRS e-file Signature Authorization

▶ **ERO must obtain and retain completed Form 8879.**
▶ **Go to www.irs.gov/Form8879 for the latest information.**

Submission Identification Number (SID) ▶

Taxpayer's name KASHI VISWANATH KENCHANAGUNDU	Social security number 357-29-8665
Spouse's name MEENA KENCHANAGUNDU	Spouse's social security number 972-98-6560

Part I Tax Return Information – Tax Year Ending December 31, (Enter year you are authorizing.)

Enter whole dollars only on lines 1 through 5.

Note: Form 1040-SS filers use line 4 only. Leave lines 1, 2, 3, and 5 blank.

1 Adjusted gross income	1	66,306.
2 Total tax	2	4,588.
3 Federal income tax withheld from Form(s) W-2 and Form(s) 1099	3	5,118.
4 Amount you want refunded to you	4	1,730.
5 Amount you owe	5	

Part II Taxpayer Declaration and Signature Authorization (Be sure you get and keep a copy of your return)

Under penalties of perjury, I declare that I have examined a copy of the income tax return (original or amended) I am now authorizing, and to the best of my knowledge and belief, it is true, correct, and complete. I further declare that the amounts in Part I above are the amounts from the income tax return (original or amended) I am now authorizing. I consent to allow my intermediate service provider, transmitter, or electronic return originator (ERO) to send my return to the IRS and to receive from the IRS (a) an acknowledgement of receipt or reason for rejection of the transmission, (b) the reason for any delay in processing the return or refund, and (c) the date of any refund. If applicable, I authorize the U.S. Treasury and its designated Financial Agent to initiate an ACH electronic funds withdrawal (direct debit) entry to the financial institution account indicated in the tax preparation software for payment of my federal taxes owed on this return and/or a payment of estimated tax, and the financial institution to debit the entry to this account. This authorization is to remain in full force and effect until I notify the U.S. Treasury Financial Agent to terminate the authorization. To revoke (cancel) a payment, I must contact the U.S. Treasury Financial Agent at **1-888-353-4537**. Payment cancellation requests must be received no later than 2 business days prior to the payment (settlement) date. I also authorize the financial institutions involved in the processing of the electronic payment of taxes to receive confidential information necessary to answer inquiries and resolve issues related to the payment. I further acknowledge that the personal identification number (PIN) below is my signature for the income tax return (original or amended) I am now authorizing and, if applicable, my Electronic Funds Withdrawal Consent.

Taxpayer's PIN: check one box only

- I authorize GLOBAL TAXES LLC to enter or generate my PIN

9	8	6	6	5
---	---	---	---	---

 as my signature on the income tax return (original or amended) I am now authorizing.
- I will enter my PIN as my signature on the income tax return (original or amended) I am now authorizing. Check this box **only** if you are entering your own PIN **and** your return is filed using the Practitioner PIN method. The ERO must complete Part III below.

Your signature ▶ _____ Date ▶ _____

Spouse's PIN: check one box only

- I authorize GLOBAL TAXES LLC to enter or generate my PIN

8	6	5	6	0
---	---	---	---	---

 as my signature on the income tax return (original or amended) I am now authorizing.
- I will enter my PIN as my signature on the income tax return (original or amended) I am now authorizing. Check this box **only** if you are entering your own PIN **and** your return is filed using the Practitioner PIN method. The ERO must complete Part III below.

Spouse's signature ▶ _____ Date ▶ _____

Practitioner PIN Method Returns Only—continue below

Part III Certification and Authentication – Practitioner PIN Method Only

ERO's EFIN/PIN. Enter your six-digit EFIN followed by your five-digit self-selected PIN.

5	8	7	2	7	8	6	1	9	8	9
---	---	---	---	---	---	---	---	---	---	---

Don't enter all zeros

I certify that the above numeric entry is my PIN, which is my signature for the electronic individual income tax return (original or amended) I am now authorized to file for tax year indicated above for the taxpayer(s) indicated above. I confirm that I am submitting this return in accordance with the requirements of the Practitioner PIN method and **Pub. 1345**, Handbook for Authorized IRS e-file Providers of Individual Income Tax Returns.

ERO's signature ▶ _____ Date ▶ _____

ERO Must Retain This Form – See Instructions
Don't Submit This Form to the IRS Unless Requested To Do So

Filing Status Single Married filing jointly Married filing separately (MFS) Head of household (HOH) Qualifying widow(er) (QW)
 Check only one box. If you checked the MFS box, enter the name of your spouse. If you checked the HOH or QW box, enter the child's name if the qualifying person is a child but not your dependent ▶

Your first name and middle initial KASHI VISWANATH		Last name KENCHANAGUNDU		Your social security number 357-29-8665	
If joint return, spouse's first name and middle initial MEENA		Last name KENCHANAGUNDU		Spouse's social security number 972-98-6560	
Home address (number and street). If you have a P.O. box, see instructions. 7834 VILLAGE DRAPTF				Apt. no. F	Presidential Election Campaign Check here if you, or your spouse if filing jointly, want \$3 to go to this fund. Checking a box below will not change your tax or refund. <input type="checkbox"/> You <input type="checkbox"/> Spouse
City, town, or post office. If you have a foreign address, also complete spaces below. CINCINNATI			State OH	ZIP code 45242	
Foreign country name		Foreign province/state/county		Foreign postal code	

At any time during 2020, did you receive, sell, send, exchange, or otherwise acquire any financial interest in any virtual currency? Yes No

Standard Deduction **Someone can claim:** You as a dependent Your spouse as a dependent
 Spouse itemizes on a separate return or you were a dual-status alien

Age/Blindness **You:** Were born before January 2, 1956 Are blind **Spouse:** Was born before January 2, 1956 Is blind

Dependents (see instructions):		(2) Social security number	(3) Relationship to you	(4) <input checked="" type="checkbox"/> if qualifies for (see instructions):	
(1) First name	Last name			Child tax credit	Credit for other dependents
If more than four dependents, see instructions and check here ▶ <input type="checkbox"/>				<input type="checkbox"/>	<input type="checkbox"/>
				<input type="checkbox"/>	<input type="checkbox"/>
				<input type="checkbox"/>	<input type="checkbox"/>
				<input type="checkbox"/>	<input type="checkbox"/>

1 Wages, salaries, tips, etc. Attach Form(s) W-2				1	73,898.
Attach Sch. B if required.	2a Tax-exempt interest	2a		2b	
	3a Qualified dividends	3a		3b	0.
	4a IRA distributions	4a		4b	
	5a Pensions and annuities	5a		5b	
	6a Social security benefits	6a		6b	
	7 Capital gain or (loss). Attach Schedule D if required. If not required, check here ▶ <input type="checkbox"/>			7	834.
	8 Other income from Schedule 1, line 9			8	-8,126.
	9 Add lines 1, 2b, 3b, 4b, 5b, 6b, 7, and 8. This is your total income ▶			9	66,606.
10 Adjustments to income:					
	a From Schedule 1, line 22	10a			
	b Charitable contributions if you take the standard deduction. See instructions	10b	300.		
	c Add lines 10a and 10b. These are your total adjustments to income ▶			10c	300.
	11 Subtract line 10c from line 9. This is your adjusted gross income ▶			11	66,306.
	12 Standard deduction or itemized deductions (from Schedule A)			12	24,800.
	13 Qualified business income deduction. Attach Form 8995 or Form 8995-A			13	
	14 Add lines 12 and 13			14	24,800.
	15 Taxable income. Subtract line 14 from line 11. If zero or less, enter -0-			15	41,506.

16	Tax (see instructions). Check if any from Form(s): 1 <input type="checkbox"/> 8814 2 <input type="checkbox"/> 4972 3 <input type="checkbox"/> _____	16	4,588.
17	Amount from Schedule 2, line 3	17	
18	Add lines 16 and 17	18	4,588.
19	Child tax credit or credit for other dependents	19	
20	Amount from Schedule 3, line 7	20	
21	Add lines 19 and 20	21	
22	Subtract line 21 from line 18. If zero or less, enter -0-	22	4,588.
23	Other taxes, including self-employment tax, from Schedule 2, line 10	23	0.
24	Add lines 22 and 23. This is your total tax	24	4,588.
25	Federal income tax withheld from:		
a	Form(s) W-2	25a	5,118.
b	Form(s) 1099	25b	
c	Other forms (see instructions)	25c	
d	Add lines 25a through 25c	25d	5,118.
26	2020 estimated tax payments and amount applied from 2019 return	26	
27	Earned income credit (EIC)	27	
28	Additional child tax credit. Attach Schedule 8812	28	
29	American opportunity credit from Form 8863, line 8	29	
30	Recovery rebate credit. See instructions	30	1,200.
31	Amount from Schedule 3, line 13	31	
32	Add lines 27 through 31. These are your total other payments and refundable credits	32	1,200.
33	Add lines 25d, 26, and 32. These are your total payments	33	6,318.

• If you have a qualifying child, attach Sch. EIC.
• If you have nontaxable combat pay, see instructions.

Refund

34	If line 33 is more than line 24, subtract line 24 from line 33. This is the amount you overpaid	34	1,730.
35a	Amount of line 34 you want refunded to you . If Form 8888 is attached, check here <input type="checkbox"/>	35a	1,730.
b	Routing number 042000314	c Type: <input checked="" type="checkbox"/> Checking <input type="checkbox"/> Savings	
d	Account number 7927992540		
36	Amount of line 34 you want applied to your 2021 estimated tax	36	

Amount You Owe

For details on how to pay, see instructions.

37	Subtract line 33 from line 24. This is the amount you owe now	37	
Note: Schedule H and Schedule SE filers, line 37 may not represent all of the taxes you owe for 2020. See Schedule 3, line 12e, and its instructions for details.			
38	Estimated tax penalty (see instructions)	38	

Third Party Designee

Do you want to allow another person to discuss this return with the IRS? See instructions Yes. Complete below. No

Designee's name _____ Phone no. _____ Personal identification number (PIN) _____

Sign Here

Under penalties of perjury, I declare that I have examined this return and accompanying schedules and statements, and to the best of my knowledge and belief, they are true, correct, and complete. Declaration of preparer (other than taxpayer) is based on all information of which preparer has any knowledge.

Your signature	Date	Your occupation	If the IRS sent you an Identity Protection PIN, enter it here (see inst.)
Spouse's signature. If a joint return, both must sign.	Date	Spouse's occupation	If the IRS sent your spouse an Identity Protection PIN, enter it here (see inst.)
Phone no.	Email address		

Paid Preparer Use Only

Preparer's name	Preparer's signature	Date	PTIN	Check if:
RVSSMANIKUMARAPPANA	RVSSMANIKUMARAPPANA	03/05/2021	P02090332	<input type="checkbox"/> Self-employed
Firm's name	Phone no.			
GLOBAL TAXES LLC	(646) 727-7157			
Firm's address	Firm's EIN			
2530 Pebble Creek Ln Cumming GA 30041	30-1017196			

**SCHEDULE 1
(Form 1040)**

Department of the Treasury
Internal Revenue Service

Additional Income and Adjustments to Income

▶ **Attach to Form 1040, 1040-SR, or 1040-NR.**
▶ **Go to www.irs.gov/Form1040 for instructions and the latest information.**

OMB No. 1545-0074

2020
Attachment
Sequence No. **01**

Name(s) shown on Form 1040, 1040-SR, or 1040-NR
KASHI VISWANATH & MEENA KENCHANAGUNDU

Your social security number
357-29-8665

Part I Additional Income

1	Taxable refunds, credits, or offsets of state and local income taxes	1	
2a	Alimony received	2a	
b	Date of original divorce or separation agreement (see instructions) ▶ _____		
3	Business income or (loss). Attach Schedule C	3	
4	Other gains or (losses). Attach Form 4797	4	
5	Rental real estate, royalties, partnerships, S corporations, trusts, etc. Attach Schedule E	5	-8,126.
6	Farm income or (loss). Attach Schedule F	6	
7	Unemployment compensation	7	
8	Other income. List type and amount ▶ _____	8	
9	Combine lines 1 through 8. Enter here and on Form 1040, 1040-SR, or 1040-NR, line 8	9	-8,126.

Part II Adjustments to Income

10	Educator expenses	10	
11	Certain business expenses of reservists, performing artists, and fee-basis government officials. Attach Form 2106	11	
12	Health savings account deduction. Attach Form 8889	12	
13	Moving expenses for members of the Armed Forces. Attach Form 3903	13	
14	Deductible part of self-employment tax. Attach Schedule SE	14	
15	Self-employed SEP, SIMPLE, and qualified plans	15	
16	Self-employed health insurance deduction	16	
17	Penalty on early withdrawal of savings	17	
18a	Alimony paid	18a	
b	Recipient's SSN ▶ _____		
c	Date of original divorce or separation agreement (see instructions) ▶ _____		
19	IRA deduction	19	
20	Student loan interest deduction	20	
21	Tuition and fees deduction. Attach Form 8917	21	
22	Add lines 10 through 21. These are your adjustments to income . Enter here and on Form 1040, 1040-SR, or 1040-NR, line 10a	22	

SCHEDULE D
(Form 1040)

Capital Gains and Losses

OMB No. 1545-0074

2020

Attachment
Sequence No. **12**

Department of the Treasury
Internal Revenue Service (99)

▶ **Attach to Form 1040, 1040-SR, or 1040-NR.**
▶ **Go to www.irs.gov/ScheduleD for instructions and the latest information.**
▶ **Use Form 8949 to list your transactions for lines 1b, 2, 3, 8b, 9, and 10.**

Name(s) shown on return

KASHI VISWANATH & MEENA KENCHANAGUNDU

Your social security number

357-29-8665

Did you dispose of any investment(s) in a qualified opportunity fund during the tax year? **Yes** **No**

If "Yes," attach Form 8949 and see its instructions for additional requirements for reporting your gain or loss.

Part I Short-Term Capital Gains and Losses—Generally Assets Held One Year or Less (see instructions)

See instructions for how to figure the amounts to enter on the lines below.

This form may be easier to complete if you round off cents to whole dollars.

	(d) Proceeds (sales price)	(e) Cost (or other basis)	(g) Adjustments to gain or loss from Form(s) 8949, Part I, line 2, column (g)	(h) Gain or (loss) Subtract column (e) from column (d) and combine the result with column (g)
1a Totals for all short-term transactions reported on Form 1099-B for which basis was reported to the IRS and for which you have no adjustments (see instructions). However, if you choose to report all these transactions on Form 8949, leave this line blank and go to line 1b .				
1b Totals for all transactions reported on Form(s) 8949 with Box A checked	78,521.	81,484.	3,797.	834.
2 Totals for all transactions reported on Form(s) 8949 with Box B checked				
3 Totals for all transactions reported on Form(s) 8949 with Box C checked				
4 Short-term gain from Form 6252 and short-term gain or (loss) from Forms 4684, 6781, and 8824				4
5 Net short-term gain or (loss) from partnerships, S corporations, estates, and trusts from Schedule(s) K-1				5
6 Short-term capital loss carryover. Enter the amount, if any, from line 8 of your Capital Loss Carryover Worksheet in the instructions				6 ()
7 Net short-term capital gain or (loss). Combine lines 1a through 6 in column (h). If you have any long-term capital gains or losses, go to Part II below. Otherwise, go to Part III on the back				7 834.

Part II Long-Term Capital Gains and Losses—Generally Assets Held More Than One Year (see instructions)

See instructions for how to figure the amounts to enter on the lines below.

This form may be easier to complete if you round off cents to whole dollars.

	(d) Proceeds (sales price)	(e) Cost (or other basis)	(g) Adjustments to gain or loss from Form(s) 8949, Part II, line 2, column (g)	(h) Gain or (loss) Subtract column (e) from column (d) and combine the result with column (g)
8a Totals for all long-term transactions reported on Form 1099-B for which basis was reported to the IRS and for which you have no adjustments (see instructions). However, if you choose to report all these transactions on Form 8949, leave this line blank and go to line 8b .				
8b Totals for all transactions reported on Form(s) 8949 with Box D checked				
9 Totals for all transactions reported on Form(s) 8949 with Box E checked				
10 Totals for all transactions reported on Form(s) 8949 with Box F checked				
11 Gain from Form 4797, Part I; long-term gain from Forms 2439 and 6252; and long-term gain or (loss) from Forms 4684, 6781, and 8824				11
12 Net long-term gain or (loss) from partnerships, S corporations, estates, and trusts from Schedule(s) K-1				12
13 Capital gain distributions. See the instructions				13
14 Long-term capital loss carryover. Enter the amount, if any, from line 13 of your Capital Loss Carryover Worksheet in the instructions				14 ()
15 Net long-term capital gain or (loss). Combine lines 8a through 14 in column (h). Then, go to Part III on the back				15

Part III Summary

16	Combine lines 7 and 15 and enter the result	16	834.
	<ul style="list-style-type: none"> • If line 16 is a gain, enter the amount from line 16 on Form 1040, 1040-SR, or 1040-NR, line 7. Then, go to line 17 below. • If line 16 is a loss, skip lines 17 through 20 below. Then, go to line 21. Also be sure to complete line 22. • If line 16 is zero, skip lines 17 through 21 below and enter -0- on Form 1040, 1040-SR, or 1040-NR, line 7. Then, go to line 22. 		
17	Are lines 15 and 16 both gains? <input type="checkbox"/> Yes. Go to line 18. <input checked="" type="checkbox"/> No. Skip lines 18 through 21, and go to line 22.		
18	If you are required to complete the 28% Rate Gain Worksheet (see instructions), enter the amount, if any, from line 7 of that worksheet ▶	18	
19	If you are required to complete the Unrecaptured Section 1250 Gain Worksheet (see instructions), enter the amount, if any, from line 18 of that worksheet ▶	19	
20	Are lines 18 and 19 both zero or blank and are you not filing Form 4952? <input type="checkbox"/> Yes. Complete the Qualified Dividends and Capital Gain Tax Worksheet in the instructions for Forms 1040 and 1040-SR, line 16. Don't complete lines 21 and 22 below. <input type="checkbox"/> No. Complete the Schedule D Tax Worksheet in the instructions. Don't complete lines 21 and 22 below.		
21	If line 16 is a loss, enter here and on Form 1040, 1040-SR, or 1040-NR, line 7, the smaller of: <ul style="list-style-type: none"> • The loss on line 16; or • (\$3,000), or if married filing separately, (\$1,500) } 	21	()
	Note: When figuring which amount is smaller, treat both amounts as positive numbers.		
22	Do you have qualified dividends on Form 1040, 1040-SR, or 1040-NR, line 3a? <input type="checkbox"/> Yes. Complete the Qualified Dividends and Capital Gain Tax Worksheet in the instructions for Forms 1040 and 1040-SR, line 16. <input checked="" type="checkbox"/> No. Complete the rest of Form 1040, 1040-SR, or 1040-NR.		

Sales and Other Dispositions of Capital Assets

Department of the Treasury
Internal Revenue Service

► Go to www.irs.gov/Form8949 for instructions and the latest information.
► File with your Schedule D to list your transactions for lines 1b, 2, 3, 8b, 9, and 10 of Schedule D.

Name(s) shown on return

KASHI VISWANATH & MEENA KENCHANAGUNDU

Social security number or taxpayer identification number

357-29-8665

Before you check Box A, B, or C below, see whether you received any Form(s) 1099-B or substitute statement(s) from your broker. A substitute statement will have the same information as Form 1099-B. Either will show whether your basis (usually your cost) was reported to the IRS by your broker and may even tell you which box to check.

Part I Short-Term. Transactions involving capital assets you held 1 year or less are generally short-term (see instructions). For long-term transactions, see page 2.

Note: You may aggregate all short-term transactions reported on Form(s) 1099-B showing basis was reported to the IRS and for which no adjustments or codes are required. Enter the totals directly on Schedule D, line 1a; you aren't required to report these transactions on Form 8949 (see instructions).

You must check Box A, B, or C below. Check only one box. If more than one box applies for your short-term transactions, complete a separate Form 8949, page 1, for each applicable box. If you have more short-term transactions than will fit on this page for one or more of the boxes, complete as many forms with the same box checked as you need.

- (A)** Short-term transactions reported on Form(s) 1099-B showing basis was reported to the IRS (see **Note** above)
- (B)** Short-term transactions reported on Form(s) 1099-B showing basis **wasn't** reported to the IRS
- (C)** Short-term transactions not reported to you on Form 1099-B

1	(a) Description of property (Example: 100 sh. XYZ Co.)	(b) Date acquired (Mo., day, yr.)	(c) Date sold or disposed of (Mo., day, yr.)	(d) Proceeds (sales price) (see instructions)	(e) Cost or other basis. See the Note below and see <i>Column (e)</i> in the separate instructions	Adjustment, if any, to gain or loss. If you enter an amount in column (g), enter a code in column (f). See the separate instructions.		(h) Gain or (loss). Subtract column (e) from column (d) and combine the result with column (g)
						(f) Code(s) from instructions	(g) Amount of adjustment	
	Robinhood Securities LLC	Various	06/10/20	78,521.	81,484.	W	3,797.	834.
2 Totals. Add the amounts in columns (d), (e), (g), and (h) (subtract negative amounts). Enter each total here and include on your Schedule D, line 1b (if Box A above is checked), line 2 (if Box B above is checked), or line 3 (if Box C above is checked) ►				78,521.	81,484.		3,797.	834.

Note: If you checked Box A above but the basis reported to the IRS was incorrect, enter in column (e) the basis as reported to the IRS, and enter an adjustment in column (g) to correct the basis. See *Column (g)* in the separate instructions for how to figure the amount of the adjustment.

SCHEDULE E
(Form 1040)

Supplemental Income and Loss

OMB No. 1545-0074

(From rental real estate, royalties, partnerships, S corporations, estates, trusts, REMICs, etc.)

2020

Department of the Treasury
Internal Revenue Service (99)

▶ **Attach to Form 1040, 1040-SR, 1040-NR, or 1041.**

Attachment
Sequence No. **13**

▶ **Go to www.irs.gov/ScheduleE for instructions and the latest information.**

Name(s) shown on return

Your social security number

KASHI VISWANATH & MEENA KENCHANAGUNDU

357-29-8665

Part I **Income or Loss From Rental Real Estate and Royalties** **Note:** If you are in the business of renting personal property, use **Schedule C**. See instructions. If you are an individual, report farm rental income or loss from **Form 4835** on page 2, line 40.

A Did you make any payments in 2020 that would require you to file Form(s) 1099? See instructions **Yes** **No**

B If "Yes," did you or will you file required Form(s) 1099? **Yes** **No**

1a	Physical address of each property (street, city, state, ZIP code)				
A	UPPARI STREET NANDYAL KURNOOL ANDHRA PRADESH IN 500072				
B					
C					
1b	Type of Property (from list below)	2 For each rental real estate property listed above, report the number of fair rental and personal use days. Check the QJV box only if you meet the requirements to file as a qualified joint venture. See instructions.	Fair Rental Days	Personal Use Days	QJV
A	1		A 261	0	<input type="checkbox"/>
B			B		<input type="checkbox"/>
C			C		<input type="checkbox"/>

Type of Property:

- 1 Single Family Residence 3 Vacation/Short-Term Rental 5 Land 7 Self-Rental
- 2 Multi-Family Residence 4 Commercial 6 Royalties 8 Other (describe)

Income:		Properties:		A	B	C
3	Rents received	3		390.		
4	Royalties received	4				
Expenses:						
5	Advertising	5				
6	Auto and travel (see instructions)	6				
7	Cleaning and maintenance	7		1,965.		
8	Commissions.	8				
9	Insurance	9				
10	Legal and other professional fees	10				
11	Management fees	11				
12	Mortgage interest paid to banks, etc. (see instructions)	12				
13	Other interest.	13				
14	Repairs.	14		2,890.		
15	Supplies	15		1,120.		
16	Taxes	16				
17	Utilities.	17		2,541.		
18	Depreciation expense or depletion	18				
19	Other (list) ▶	19				
20	Total expenses. Add lines 5 through 19	20		8,516.		
21	Subtract line 20 from line 3 (rents) and/or 4 (royalties). If result is a (loss), see instructions to find out if you must file Form 6198	21		-8,126.		
22	Deductible rental real estate loss after limitation, if any, on Form 8582 (see instructions)	22	(-8,126.)	()
23a	Total of all amounts reported on line 3 for all rental properties	23a		390.		
b	Total of all amounts reported on line 4 for all royalty properties	23b				
c	Total of all amounts reported on line 12 for all properties	23c				
d	Total of all amounts reported on line 18 for all properties	23d				
e	Total of all amounts reported on line 20 for all properties	23e		8,516.		
24	Income. Add positive amounts shown on line 21. Do not include any losses	24				
25	Losses. Add royalty losses from line 21 and rental real estate losses from line 22. Enter total losses here	25	(8,126.)		
26	Total rental real estate and royalty income or (loss). Combine lines 24 and 25. Enter the result here. If Parts II, III, IV, and line 40 on page 2 do not apply to you, also enter this amount on Schedule 1 (Form 1040), line 5. Otherwise, include this amount in the total on line 41 on page 2	26		-8,126.		

For Paperwork Reduction Act Notice, see the separate instructions.

Schedule E (Form 1040) 2020

Paid Preparer's Due Diligence Checklist

Earned Income Credit (EIC), American Opportunity Tax Credit (AOTC), Child Tax Credit (CTC) (including the Additional Child Tax Credit (ACTC) and Credit for Other Dependents (ODC)), and Head of Household (HOH) Filing Status

2020

Department of the Treasury
Internal Revenue Service

▶ **To be completed by preparer and filed with Form 1040, 1040-SR, 1040-NR, 1040-PR, or 1040-SS.**
▶ **Go to www.irs.gov/Form8867 for instructions and the latest information.**

Attachment Sequence No. **70**

Taxpayer name(s) shown on return KASHI VISWANATH & MEENA KENCHANAGUNDU	Taxpayer identification number 357-29-8665
--	--

Enter preparer's name and PTIN RVSSMANIKUMARAPPANA	P02090332
--	------------------

Part I Due Diligence Requirements

Please check the appropriate box for the credit(s) and/or HOH filing status claimed on the return and complete the related Parts I-V for the benefit(s) claimed (check all that apply). EIC CTC/ACTC/ODC AOTC HOH

	Yes	No	N/A
1 Did you complete the return based on information for tax year 2020 provided by the taxpayer or reasonably obtained by you?	<input checked="" type="checkbox"/>	<input type="checkbox"/>	
2 If credits are claimed on the return, did you complete the applicable EIC and/or CTC/ACTC/ODC worksheets found in the Form 1040, 1040-SR, 1040-NR, 1040-PR, or 1040-SS instructions, and/or the AOTC worksheet found in the Form 8863 instructions, or your own worksheet(s) that provides the same information, and all related forms and schedules for each credit claimed?	<input checked="" type="checkbox"/>	<input type="checkbox"/>	<input type="checkbox"/>
3 Did you satisfy the knowledge requirement? To meet the knowledge requirement, you must do both of the following. • Interview the taxpayer, ask questions, and contemporaneously document the taxpayer's responses to determine that the taxpayer is eligible to claim the credit(s) and/or HOH filing status. • Review information to determine that the taxpayer is eligible to claim the credit(s) and/or HOH filing status and to figure the amount(s) of any credit(s)	<input checked="" type="checkbox"/>	<input type="checkbox"/>	
4 Did any information provided by the taxpayer or a third party for use in preparing the return, or information reasonably known to you, appear to be incorrect, incomplete, or inconsistent? (If "Yes," answer questions 4a and 4b. If "No," go to question 5.)	<input type="checkbox"/>	<input checked="" type="checkbox"/>	
a Did you make reasonable inquiries to determine the correct, complete, and consistent information?	<input type="checkbox"/>	<input type="checkbox"/>	
b Did you contemporaneously document your inquiries? (Documentation should include the questions you asked, whom you asked, when you asked, the information that was provided, and the impact the information had on your preparation of the return.)	<input type="checkbox"/>	<input type="checkbox"/>	
5 Did you satisfy the record retention requirement? To meet the record retention requirement, you must keep a copy of your documentation referenced in 4b, a copy of this Form 8867, a copy of any applicable worksheet(s), a record of how, when, and from whom the information used to prepare Form 8867 and any applicable worksheet(s) was obtained, and a copy of any document(s) provided by the taxpayer that you relied on to determine eligibility for the credit(s) and/or HOH filing status or to figure the amount(s) of the credit(s) List those documents provided by the taxpayer, if any, that you relied on: _____ _____ _____	<input checked="" type="checkbox"/>	<input type="checkbox"/>	
6 Did you ask the taxpayer whether he/she could provide documentation to substantiate eligibility for the credit(s) and/or HOH filing status and the amount(s) of any credit(s) claimed on the return if his/her return is selected for audit?	<input checked="" type="checkbox"/>	<input type="checkbox"/>	
7 Did you ask the taxpayer if any of these credits were disallowed or reduced in a previous year? (If credits were disallowed or reduced, go to question 7a; if not, go to question 8.)	<input checked="" type="checkbox"/>	<input type="checkbox"/>	<input type="checkbox"/>
a Did you complete the required recertification Form 8862?	<input type="checkbox"/>	<input type="checkbox"/>	<input type="checkbox"/>
8 If the taxpayer is reporting self-employment income, did you ask questions to prepare a complete and correct Schedule C (Form 1040)?	<input type="checkbox"/>	<input type="checkbox"/>	<input type="checkbox"/>

Part II Due Diligence Questions for Returns Claiming EIC (If the return does not claim EIC, go to Part III.)

	Yes	No	N/A
9a Have you determined that the taxpayer is eligible to claim the EIC for the number of qualifying children claimed, or is eligible to claim the EIC without a qualifying child? (If the taxpayer is claiming the EIC and does not have a qualifying child, go to question 10.)	<input type="checkbox"/>	<input type="checkbox"/>	
b Did you ask the taxpayer if the child lived with the taxpayer for over half of the year, even if the taxpayer has supported the child the entire year?	<input type="checkbox"/>	<input type="checkbox"/>	
c Did you explain to the taxpayer the rules about claiming the EIC when a child is the qualifying child of more than one person (tiebreaker rules)?	<input type="checkbox"/>	<input type="checkbox"/>	<input type="checkbox"/>

Part III Due Diligence Questions for Returns Claiming CTC/ACTC/ODC (If the return does not claim CTC, ACTC, or ODC, go to Part IV.)

	Yes	No	N/A
10 Have you determined that each qualifying person for the CTC/ACTC/ODC is the taxpayer's dependent who is a citizen, national, or resident of the United States?	<input checked="" type="checkbox"/>	<input type="checkbox"/>	
11 Did you explain to the taxpayer that he/she may not claim the CTC/ACTC if the taxpayer has not lived with the child for over half of the year, even if the taxpayer has supported the child, unless the child's custodial parent has released a claim to exemption for the child?	<input type="checkbox"/>	<input type="checkbox"/>	<input type="checkbox"/>
12 Did you explain to the taxpayer the rules about claiming the CTC/ACTC/ODC for a child of divorced or separated parents (or parents who live apart), including any requirement to attach a Form 8332 or similar statement to the return?	<input checked="" type="checkbox"/>	<input type="checkbox"/>	<input type="checkbox"/>

Part IV Due Diligence Questions for Returns Claiming AOTC (If the return does not claim AOTC, go to Part V.)

	Yes	No
13 Did the taxpayer provide substantiation for the credit, such as a Form 1098-T and/or receipts for the qualified tuition and related expenses for the claimed AOTC?	<input type="checkbox"/>	<input type="checkbox"/>

Part V Due Diligence Questions for Claiming HOH (If the return does not claim HOH filing status, go to Part VI.)

	Yes	No
14 Have you determined that the taxpayer was unmarried or considered unmarried on the last day of the tax year and provided more than half of the cost of keeping up a home for the year for a qualifying person?	<input type="checkbox"/>	<input type="checkbox"/>

Part VI Eligibility Certification

- ▶ **You will have complied with all due diligence requirements for claiming the applicable credit(s) and/or HOH filing status on the return of the taxpayer identified above if you:**
 - A. Interview the taxpayer, ask adequate questions, contemporaneously document the taxpayer's responses on the return or in your notes, review adequate information to determine if the taxpayer is eligible to claim the credit(s) and/or HOH filing status and to figure the amount(s) of the credit(s);
 - B. Complete this Form 8867 truthfully and accurately and complete the actions described in this checklist for any applicable credit(s) claimed and HOH filing status, if claimed;
 - C. Submit Form 8867 in the manner required; **and**
 - D. Keep all five of the following records for 3 years from the latest of the dates specified in the Form 8867 instructions under *Document Retention*.
 - 1. A copy of this Form 8867.
 - 2. The applicable worksheet(s) or your own worksheet(s) for any credit(s) claimed.
 - 3. Copies of any documents provided by the taxpayer on which you relied to determine the taxpayer's eligibility for the credit(s) and/or HOH filing status and to figure the amount(s) of the credit(s).
 - 4. A record of how, when, and from whom the information used to prepare this form and the applicable worksheet(s) was obtained.
 - 5. A record of any additional information you relied upon, including questions you asked and the taxpayer's responses, to determine the taxpayer's eligibility for the credit(s) and/or HOH filing status and to figure the amount(s) of the credit(s).

▶ **If you have not complied with all due diligence requirements, you may have to pay a \$540 penalty for each failure to comply related to a claim of an applicable credit or HOH filing status.**

15 Do you certify that all of the answers on this Form 8867 are, to the best of your knowledge, true, correct, and complete?	<input checked="" type="checkbox"/>	<input type="checkbox"/>
---	-------------------------------------	--------------------------



03 05 21

Check here if this is an amended return. Include the Ohio IT RE. Do NOT include a copy of the previously filed return. Check here if claiming an NOL carryback. Include Schedule IT NOL.

Primary taxpayer's SSN (required) 357 29 8665 If deceased check box Spouse's SSN (if filing jointly) 972 98 6560 If deceased check box School district # (see instructions) SD# 3101

First name KASHI VISWANATH M.I. Last name KENCHANAGUNDU

Spouse's first name (only if married filing jointly) MEENA M.I. Last name KENCHANAGUNDU

Address line 1 (number and street) or P.O. Box 7834 VILLAGE DRAPTF

Address line 2 (apartment number, suite number, etc.) APT F


City CINCINNATI State OH ZIP code 45242 Ohio county (first four letters) HAMI

Foreign country (if the mailing address is outside the U.S.) Foreign postal code

Residency Status - Check only one for primary. Filing Status - Check one (as reported on federal income tax return). Ohio Nonresident Statement - See instructions for required criteria.

Do not staple or paper clip.

Table with 2 columns: Description and Amount. Rows include Federal adjusted gross income, Additions, Deductions, Exemption amount, Ohio income tax base, Taxable business income, and Line 5 minus line 6.



MM-DD-YY Code

2020 Ohio IT 1040 Individual Income Tax Return



SSN 357 29 8665

Table with 2 columns: Description and Amount. Rows include 7a. Amount from line 7 on page 1, 8a. Nonbusiness income tax liability, 8b. Business income tax liability, 8c. Income tax liability before credits, 9. Ohio nonrefundable credits, 10. Tax liability after nonrefundable credits, 11. Interest penalty on underpayment of estimated tax, 12. Use tax due on internet, mail order or other out-of-state purchases, 13. Total Ohio tax liability before withholding or estimated payments, 14. Ohio income tax withheld, 15. Estimated and extension payments, 16. Refundable credits, 17. Amended return only, 18. Total Ohio tax payments, 19. Amended return only, 20. Line 18 minus line 19, 21. Tax liability, 22. Interest due on late payment of tax, 23. TOTAL AMOUNT DUE, 24. Overpayment, 25. Original return only, 26. Original return only (a-f), 27. REFUND.

Sign Here (required): I have read this return. Under penalties of perjury, I declare that, to the best of my knowledge and belief, the return and all enclosures are true, correct and complete.

Primary signature _____ Phone number (513) 592-7649
Spouse's signature _____ Date (MM/DD/YY) _____

Preparer's printed name RVSSMANIKUMARAPPANA Phone number (646) 727-7157

Preparer's TIN (PTIN) P 02090332

If your refund is \$1.00 or less, no refund will be issued. If you owe \$1.00 or less, no payment is necessary.

NO Payment Included - Mail to: Ohio Department of Taxation P.O. Box 2679 Columbus, OH 43270-2679

Payment Included - Mail to: Ohio Department of Taxation P.O. Box 2057 Columbus, OH 43270-2057

2020 Schedule of Ohio Withholding

Use only black ink/UPPERCASE letters.

Primary taxpayer's SSN



20350198

Sequence No. 11

357 29 8665

List your and your spouse's (if filing jointly) W-2, 1099, and W-2G forms **only if they have Ohio withholding**. Complete all fields for each form entered. Enter "P" in the "P/S" box if the form is the primary taxpayer's and enter "S" if it is the spouse's. Complete additional copies if necessary. Place state copies of your income statements after the last page of your return.

Part A - Total Withholding

1. Total of all Ohio state tax withheld on pages 1 and 2 as well as any additional pages. Enter here and on line 14 of your Ohio IT 10401. 2079 00

Part B - W-2s

1. P/S	Box b - EIN	Box 1 - Wages, tips, other compensation	Box 2 - Federal income tax withheld
P	208941705	73898 00	5118 00
	Box 15 - Employer's Ohio ID number	Box 16 - Ohio wages, tips, etc.	Box 17 - Ohio income tax
	53054144	73898 00	2079 00
2. P/S	Box b - EIN	Box 1 - Wages, tips, other compensation	Box 2 - Federal income tax withheld
		00	00
	Box 15 - Employer's Ohio ID number	Box 16 - Ohio wages, tips, etc.	Box 17 - Ohio income tax
		00	00
3. P/S	Box b - EIN	Box 1 - Wages, tips, other compensation	Box 2 - Federal income tax withheld
		00	00
	Box 15 - Employer's Ohio ID number	Box 16 - Ohio wages, tips, etc.	Box 17 - Ohio income tax
		00	00
4. P/S	Box b - EIN	Box 1 - Wages, tips, other compensation	Box 2 - Federal income tax withheld
		00	00
	Box 15 - Employer's Ohio ID number	Box 16 - Ohio wages, tips, etc.	Box 17 - Ohio income tax
		00	00
5. P/S	Box b - EIN	Box 1 - Wages, tips, other compensation	Box 2 - Federal income tax withheld
		00	00
	Box 15 - Employer's Ohio ID number	Box 16 - Ohio wages, tips, etc.	Box 17 - Ohio income tax
		00	00
6. P/S	Box b - EIN	Box 1 - Wages, tips, other compensation	Box 2 - Federal income tax withheld
		00	00
	Box 15 - Employer's Ohio ID number	Box 16 - Ohio wages, tips, etc.	Box 17 - Ohio income tax
		00	00
7. P/S	Box b - EIN	Box 1 - Wages, tips, other compensation	Box 2 - Federal income tax withheld
		00	00
	Box 15 - Employer's Ohio ID number	Box 16 - Ohio wages, tips, etc.	Box 17 - Ohio income tax
		00	00



2020 Schedule of Ohio Withholding

Primary taxpayer's SSN
357 29 8665



20350298

Sequence No. 12

Part C - 1099-Rs

1. P/S Payer's TIN

Box 1 - Gross distribution

00

Total distribution

Box 7 - Distribution code

Box 15 - Payer's Ohio number

Box 4 - Federal income tax withheld

00

Box 14 - Ohio tax withheld

00

2. P/S Payer's TIN

Box 1 - Gross distribution

00

Total distribution

Box 7 - Distribution code

Box 15 - Payer's Ohio number

Box 4 - Federal income tax withheld

00

Box 14 - Ohio tax withheld

00

3. P/S Payer's TIN

Box 1 - Gross distribution

00

Total distribution

Box 7 - Distribution code

Box 15 - Payer's Ohio number

Box 4 - Federal income tax withheld

00

Box 14 - Ohio tax withheld

00

4. P/S Payer's TIN

Box 1 - Gross distribution

00

Total distribution

Box 7 - Distribution code

Box 15 - Payer's Ohio number

Box 4 - Federal income tax withheld

00

Box 14 - Ohio tax withheld

00

Part D - W-2Gs

1. P/S Payer's federal ID number

Box 1 - Reportable winnings

00

Box 4 - Federal income tax withheld

00

Box 13 - Ohio state ID number

Box 14 - Ohio state winnings

00

Box 15 - Ohio income tax withheld

00

2. P/S Payer's federal ID number

Box 1 - Reportable winnings

00

Box 4 - Federal income tax withheld

00

Box 13 - Ohio state ID number

Box 14 - Ohio state winnings

00

Box 15 - Ohio income tax withheld

00

3. P/S Payer's federal ID number

Box 1 - Reportable winnings

00

Box 4 - Federal income tax withheld

00

Box 13 - Ohio state ID number

Box 14 - Ohio state winnings

00

Box 15 - Ohio income tax withheld

00

Part E - 1099-NECs

1. P/S Payer's TIN

Box 1 - Nonemployee compensation

00

Box 4 - Federal income tax withheld

00

Box 6 - Payer's Ohio number

Box 7 - State income

00

Box 5 - Ohio tax withheld

00

2. P/S Payer's TIN

Box 1 - Nonemployee compensation

00

Box 4 - Federal income tax withheld

00

Box 6 - Payer's Ohio number

Box 7 - State income

00

Box 5 - Ohio tax withheld

00

Click on the fields below and type in your information. Then print the form and mail it to our office.

Individual Tax Return 2020

City of Cincinnati
Income Tax Division
PO Box 637876
Cincinnati OH 45263-7876
Phone: (513) 352-2546
E-file available at:

**TO EXPEDITE PROCESSING,
PLEASE DO NOT STAPLE**

**Tax Return is due by
April 15, 2021**

<https://web2.civicacmi.com/Cincinnati>

Account Number: _____	SSN: <u>357 29 8665</u>	Please check all that apply: First year filer _____ <input type="checkbox"/> Used Federal Sch C, E, F or K-1 _____ <input type="checkbox"/> Athlete or Entertainer _____ <input type="checkbox"/> Amended Return _____ <input type="checkbox"/> Refund (Amount must be entered on Line 13 to be a valid refund request) _____ <input type="checkbox"/> Account Should be Closed _____ <input type="checkbox"/> Reason: _____
E-Mail: _____	Spouse SSN: <u>972 98 6560</u>	
Name (s): <u>KASHI VISWANATH KENCHANAGUNDU MEENA KENCHANAGUNDU</u>		
Address: <u>7834 VILLAGE DRAPTF APT F</u>		
City/State/Zip <u>CINCINNATI OH 45242</u>		
If part-year, resident indicate dates of Cincinnati residency: From _____ To _____		

Part A Tax Calculation – Attach 1st page of Federal 1040, Schedule 1, W-2's and other applicable schedules

1.	Total Qualifying Wages W-2 Box 5 or (Total columns B + E from Alternative Tax Calculation Worksheet on page 2 if multiple W-2's)	\$	73 898 00
2.	Less Nontaxable Income (part year or non-residents only) (provide calculations).....	\$	
3.	Taxable Qualified Wages (Line 1 minus Line 2).....	\$	73 898 00
4.a.	Other Income from Federal Sched. 1, C, E, F, K-1, 1099-MISC, Form W-2G (Complete Worksheet B on page 2 and enclose copies of all Federal Schedules)...	\$	
4.b.	Other Loss (Worksheet B)(cannot reduce qualifying wages)	\$	
5.	Cincinnati Taxable Income (Line 3 plus Line 4.a.) Losses on Line 4b do not offset W-2 Income from Line 3	\$	73 898 00
6.	Cincinnati Income Tax (Multiply Line 5 by 2.025% (.02025) <i>See Instructions</i>)	\$	1 496 00
7 a.	Cincinnati Tax Withheld (per W-2s).....	\$	
7 b.	Estimates Paid (including credit from a previous year).....	\$	
7 c.	Other Local Taxes Paid, See Instructions (Enclose W-2s or Other City returns)	\$	1 503 00
8.	Total Payments and Credits (Lines 7a + 7b + 7c).....	\$	1 503 00
9.	Tax Due (Subtract Line 8 from Line 6) (Amounts less than \$10.00 are not due)	\$	
10.	Overpayment (Line 8 greater than Line 6).....	\$	7 00
11.	Amount to be Refunded (Amounts less than \$10.00 will not be refunded).....	\$	7 00
12.	Credit to Next Year.....	\$	
		Federal Extension filed If yes, attach copy Yes <input type="checkbox"/> No <input checked="" type="checkbox"/>	

Part B Declaration of Estimated Tax for 2021 – Mandatory if 2020 liability was \$200.00 or more

13.	Total Estimated Income Subject to Tax.....	\$	73 898 00
14.	Cincinnati Estimated Income Tax Due (Multiply Line 13 by 1.8% (.018).....	\$	1 330 00
15.	Estimated Taxes Withheld from Wages.....	\$	1 503 00
16.	Estimated Tax Due after Withholding (Line 14 less Line 15) STOP if this amount is less than \$200.00.....	\$	-173 00
17.	Quarter One Estimated Tax Due Before Credits (25% of Line 16).....	\$	
18.	Less Credits (from Line 12 above) or Amounts Already Paid on this Year's Liability.....	\$	
19.	Net Estimated Tax Due if Line 17 Minus Line 18 is Greater Than Zero*.....	\$	
20.	TOTAL AMOUNT DUE — Line 9 plus Line 19 (Make checks payable to "City of Cincinnati" or pay online at https://web2.civicacmi.com/Cincinnati)	\$	

*Subsequent estimated payments are due 06/15/21, 09/15/21 and 01/18/22
*Failure to remit timely estimated payments will result in the assessment of interest and penalties.

The undersigned declares that this return (and accompanying schedules) is a true, correct and complete return for the taxable period stated and that the figures used herein are the same as used for Federal Income Tax purposes.

Paid Preparer Name <u>GLOBAL TAXES LLC</u>	PTIN
Name of Firm or Employer <u>2530 PEBBLE CREEK LN</u>	
<u>CUMMING GA 30041 (646) 727-7157</u>	
Address of Firm or Employer	Telephone Number

May the City Tax Division discuss this return with the preparer shown to the left?

YES NO

Signature of Taxpayer or Agent _____	Date _____
Signature of Spouse _____	Date _____
Daytime Telephone Number _____	

Alternative Tax Calculation Method-Based on ACTUAL Earning Period

<u>A</u>	<u>B</u>	<u>C</u>	<u>D</u>	<u>E</u>	<u>F</u>	<u>G</u>	<u>H</u>	<u>I</u>
Source of Income	Income Period 1	Tax @ 2.1%	Credits	Income Period 2	Tax@ 1.80%	Credits	Total Tax	Total Credits
<i>(W-2, 1099-MISC, Sch C and E)</i>	<i>(Jan 1-Oct 1)</i>	<i>(Income x .021)</i>	<i>Limit to 2.1%</i>	<i>(Oct 2-Dec 31)</i>	<i>(Income x .018)</i>	<i>Limit to 1.8%</i>	<i>(C+F)</i>	<i>(D+G)</i>
TOTALS								



- Column A List the various types of income earned in the calendar year. For example, W-2- Employer Name. 1099-MISC Payer Name
- Column B Determine how much was earned in the period before October 2, 2020. (Do you have a paystub with a date close to 10/2/2020?)
- Column C Multiply Column B by 2.1%
- Column D How much tax was paid to Work-In City for Cincinnati Residents ONLY-Limit to 2.1% Tax Rate
- Column E Determine how much was earned in the period after October 1, 2020. (Do you have a paystub with a date close to 10/2/2020?)
- Column F Multiply Column B by 1.8%
- Column G How much tax was paid to Work-In City for Cincinnati Residents ONLY-Limit to 1.8% Tax Rate
- Column H Add Tax Due in Columns C and E Enter in Part A on Line 6.
- Column I Add Tax Credits in Columns D and G Enter In Part A on Line 7c

WORKSHEET B - BUSINESS INCOME or LOSS

****Enclose copies of all Federal Forms and Schedules used to compute your local income. ****

	Schedules	Column A Income / (Loss) from Federal Schedules	Column B Percentage from Sch Y	Column C Cinti Taxable Income (Column A x Column B)
B1.	Schedule C - Business Income (A separate allocation schedule is required for each Schedule C).	\$		\$
B2.	Schedule E - Rental Income (Residents enter profit/loss from all properties. Nonresidents enter only profit/loss from Cincinnati properties).	\$ -8 126 00	100.00	\$ -8 126 00
B3.	Schedule K-1 - Partnership Income (Residents enter profit/loss from entities that do not withhold Cincinnati tax on entire distributive share)	\$	100.00	\$
B4.	Other Income – Fed, Sch. 1 (1040) Line 8, 1099-MISC, W-2G & Schedule F, etc.	\$		\$
B5.	Allowable Net Operating Loss Deduction (Enter the amount claimed as a deduction in Column C) Enclose a worksheet (see form and example on website) showing prior year losses for up to 5 years and amounts previously claimed or leave blank and calculate the deduction in the table on the next page (Lines B.7 through B.10.)			\$ ()
B6.	TOTAL TAX YEAR BUSINESS/OTHER INCOME (LOSS) *			\$ -8 126 00

* If Line B6 is a loss, enter in Part A on Line 4.b.

		Column A		Column C
B7.	Cincinnati Losses Carried Forward to Offset Current Year Business Income (deduction up to 100% of Income on B5) 2015 (_____) + 2016 (_____)	Total 2015-2016 Losses Available \$ _____		2015-2016 NOL Applied \$ _____
B8.	SUBTOTAL Taxable Income (B5 less pre-2016 losses)	\$ _____		\$ _____
B9.	Cincinnati Losses Carried Forward to Offset Current Year Business Income (deduction up to 100% of Income on B5) 2017 (_____) + 2018 (_____) + 2019 (_____) <i>*Loss deduction is the lesser of 50% of B7 or 50% of B8, Col A</i>	Total 2017-2019 Losses Available \$ _____		2017-2019 NOL Applied (Loss deduct 50% Limit)* \$ _____
B10.	TOTAL TAXABLE INCOME (B8 less B9 Column C)	\$ _____		\$ _____

B.7. **NOL Carryforward from tax years 2015-2016:** Operating losses may be carried forward for a maximum period of five tax years and may be used to reduce taxable income in Worksheet B up to 100%.

B.8. **Subtotal Taxable Income:** B5 less B6 Column C is the remaining Cincinnati Taxable Income after 2015-2016 losses applied.

B.9. **NOL Carryforward from tax years 2017-2019:** State law changes limit the deduction allowed for operating losses carried forward from tax years 2018-2021. These losses may be used to reduce taxable income in Worksheet B at the lesser of 50% of the taxable income on M7 or 50% of the losses available in these tax years (8B Column C).

B.10. **Total Income:** B7 less B8 Column C. Enter total income on Part A, Line 4a.

SCHEDULE Y - BUSINESS APPORTIONMENT FORMULA

For nonresidents who earn a portion of their net profits in Cincinnati.

a. Located Everywhere

b. Located in Cincinnati

c. Percentage (b/a)

STEP 1.	Average Original Cost of Real and Tangible Personal Property	_____	_____	_____
	Gross Annual Rent Paid Multiplied by 8.....	_____	_____	_____
	TOTAL STEP 1.....	_____	_____	_____
STEP 2.	Wages, Salaries, and Other Compensation Paid.....	_____	_____	_____
STEP 3.	Gross Receipts from Sales Made and/or Work or Services Performed.....	_____	_____	_____
STEP 4.	Total Percentages. (Add Percentages from Steps 1-3).....	_____	_____	_____
STEP 5.	Apportionment Percentage (Divide Total Percentage by Number of Percentages Used).....	_____	_____	_____
	Enter Percentage in Column B of Worksheet			

LINE 6: The Cincinnati Tax Rate was decreased from 2.1% to 1.8% effective 10/02/20. To account for the decrease the qualifying wages will be multiplied by the blended rate of 2.0205% which is 2.1% for the months Jan-Sep and 1.8% for the months Oct-Dec. If using the Alternative Tax Method above enter the amount from Column H.

LINE 7a: Enter the amount of Cincinnati Tax withheld by employers.

LINE 7b: Enter the amount of estimated tax payments including any amounts paid with an extension. Estimated payments may be subject to the underpayment of estimated tax penalty if not paid timely. The total of the quarterly estimates should equal 100% of the prior year's tax or 90% of the current year's tax