

Gain / Loss report

Sunitha Yellapurada | dac7a392-d33e-5a8f-aac3-64aea560be13 | sunitha4469@gmail.com

About report

This report includes all taxable activity on Coinbase with realized gains or losses. For US customers, Sells and Converts are taxable events that realize gains. This report does not include taxable events like Staking or Coinbase Earn that result in income. Note that this report is provided for informational purposes only, and you are responsible for confirming the accuracy and completeness of the information set forth in the report. For final tax obligations, please consult your tax advisor.

Summary

Cost Basis Method: **HIFO**

Data source	Long-term	Short-term	Total gains/losses
Coinbase	-\$316.20	-\$10,533.82	-\$10,850.02
Total	-\$316.20	-\$10,533.82	-\$10,850.02

Report legend

Short-term

The tax you pay on capital gains or losses depends on how long you hold the asset. If you hold an asset for 1 year or less, you pay the short term capital gains tax rate.

Long-term


The tax you pay on capital gains or losses depends on how long you hold the asset. If you hold an asset for 1 year and 1 day, or longer, you pay the long term capital gains tax rate.


Proceeds

The amount of money you received when you sold your cryptocurrency. If you received USD in exchange for your cryptocurrency then the cash you received is your proceeds. If you exchanged one cryptocurrency for another it will be the dollar value of the crypto you received.

Data source: Coinbase


These are taxable transactions incurring realized gains or losses where Coinbase all relevant data points.

Date Sold	Event	Amount	Proceeds	Cost Basis	Long Term	Short Term	Total Gains/Losses
05/12/2022	 Sold SHIB	111473362.54001346	\$1,048.92	\$1,039.49	None	\$9.43	\$9.43
Date Acquired (Tax Lots)							
	09/19/2021	332752.99640515 SHIB	\$3.13	\$2.75	None	\$0.38	
	09/19/2021	468259.07308378 SHIB	\$4.41	\$3.86	None	\$0.55	
	12/10/2021	38725.16743697 SHIB	\$0.36	\$1.35	None	-\$0.99	
	09/17/2021	5574229.20403815 SHIB	\$52.45	\$50.00	None	\$2.45	
	09/19/2021	345445.54123344 SHIB	\$3.25	\$2.85	None	\$0.40	
	09/19/2021	457048.25368893 SHIB	\$4.30	\$3.77	None	\$0.53	
	12/09/2021	80343.20071015 SHIB	\$0.76	\$2.98	None	-\$2.23	
	09/19/2021	1139518.89959151 SHIB	\$10.72	\$9.37	None	\$1.35	
	09/19/2021	1004989.78742344 SHIB	\$9.46	\$8.27	None	\$1.19	
	09/19/2021	203764.42353484 SHIB	\$1.92	\$1.68	None	\$0.23	
	09/17/2021	52710640.3466538 SHIB	\$495.99	\$500.00	None	-\$4.01	
	09/19/2021	314097.0176746 SHIB	\$2.96	\$2.60	None	\$0.36	
	09/17/2021	48803548.6285387 SHIB	\$459.22	\$450.00	None	\$9.22	

Date Sold	Event	Amount	Proceeds	Cost Basis	Long Term	Short Term	Total Gains/Losses
05/12/2022	 Sold SOL	100.003729268	\$3,836.55	\$13,602.45	None	-\$9,765.90	-\$9,765.90


Date Acquired (Tax Lots)

02/12/2022	10 SOL	\$383.64	\$996.85	None	-\$613.21
12/02/2021	1.00121655 SOL	\$38.41	\$234.85	None	-\$196.44
11/21/2021	10 SOL	\$383.64	\$2,357.90	None	-\$1,974.26
03/16/2022	40 SOL	\$1,534.56	\$3,499.26	None	-\$1,964.70
01/19/2022	10 SOL	\$383.64	\$1,435.72	None	-\$1,052.08
01/12/2022	20 SOL	\$767.28	\$2,867.20	None	-\$2,099.92
11/09/2021	3 SOL	\$115.09	\$755.67	None	-\$640.58
11/11/2021	5 SOL	\$191.82	\$1,200.36	None	-\$1,008.54
11/09/2021	1.002512718 SOL	\$38.46	\$254.63	None	-\$216.17

Date Sold	Event	Amount	Proceeds	Cost Basis	Long Term	Short Term	Total Gains/Losses
05/12/2022	 Sold ETH	1	\$1,772.64	\$2,510.41	None	-\$737.77	-\$737.77

Date Acquired (Tax Lots)

05/19/2021	1 ETH	\$1,772.64	\$2,510.41	None	-\$737.77
------------	-------	------------	------------	------	-----------

Date Sold	Event	Amount	Proceeds	Cost Basis	Long Term	Short Term	Total Gains/Losses
11/04/2022	 Sold MATIC	630.25580937	\$628.75	\$984.53	-\$316.20	-\$39.58	-\$355.78

Date Acquired (Tax Lots)

10/18/2021	245.07911796 MATIC	\$244.49	\$384.50	-\$140.01	None
10/17/2021	324.58579116 MATIC	\$323.81	\$500.00	-\$176.19	None
02/23/2022	60.59090025 MATIC	\$60.45	\$100.03	None	-\$39.58