

IRS e-file Signature Authorization

▶ ERO must obtain and retain completed Form 8879.
▶ Go to www.irs.gov/Form8879 for the latest information.

Submission Identification Number (SID) ▶

Taxpayer's name KISHORE CHITTAMURU	Social security number 890-31-5314
Spouse's name	Spouse's social security number

Part I Tax Return Information – Tax Year Ending December 31, (Enter year you are authorizing.)

Enter whole dollars only on lines 1 through 5.

Note: Form 1040-SS filers use line 4 only. Leave lines 1, 2, 3, and 5 blank.

1 Adjusted gross income	1	100,998.
2 Total tax	2	15,338.
3 Federal income tax withheld from Form(s) W-2 and Form(s) 1099	3	20,143.
4 Amount you want refunded to you	4	4,805.
5 Amount you owe	5	

Part II Taxpayer Declaration and Signature Authorization (Be sure you get and keep a copy of your return)

Under penalties of perjury, I declare that I have examined a copy of the income tax return (original or amended) I am now authorizing, and to the best of my knowledge and belief, it is true, correct, and complete. I further declare that the amounts in Part I above are the amounts from the income tax return (original or amended) I am now authorizing. I consent to allow my intermediate service provider, transmitter, or electronic return originator (ERO) to send my return to the IRS and to receive from the IRS (a) an acknowledgement of receipt or reason for rejection of the transmission, (b) the reason for any delay in processing the return or refund, and (c) the date of any refund. If applicable, I authorize the U.S. Treasury and its designated Financial Agent to initiate an ACH electronic funds withdrawal (direct debit) entry to the financial institution account indicated in the tax preparation software for payment of my federal taxes owed on this return and/or a payment of estimated tax, and the financial institution to debit the entry to this account. This authorization is to remain in full force and effect until I notify the U.S. Treasury Financial Agent to terminate the authorization. To revoke (cancel) a payment, I must contact the U.S. Treasury Financial Agent at **1-888-353-4537**. Payment cancellation requests must be received no later than 2 business days prior to the payment (settlement) date. I also authorize the financial institutions involved in the processing of the electronic payment of taxes to receive confidential information necessary to answer inquiries and resolve issues related to the payment. I further acknowledge that the personal identification number (PIN) below is my signature for the income tax return (original or amended) I am now authorizing and, if applicable, my Electronic Funds Withdrawal Consent.

Taxpayer's PIN: check one box only

- I authorize GLOBAL TAXES LLC to enter or generate my PIN

1	5	3	1	4
---	---	---	---	---

 as my signature on the income tax return (original or amended) I am now authorizing.
ERO firm name
Enter five digits, but don't enter all zeros
- I will enter my PIN as my signature on the income tax return (original or amended) I am now authorizing. Check this box **only** if you are entering your own PIN **and** your return is filed using the Practitioner PIN method. The ERO must complete Part III below.

Your signature ▶ _____ Date ▶ _____

Spouse's PIN: check one box only

- I authorize _____ to enter or generate my PIN

--	--	--	--	--

 as my signature on the income tax return (original or amended) I am now authorizing.
ERO firm name
Enter five digits, but don't enter all zeros
- I will enter my PIN as my signature on the income tax return (original or amended) I am now authorizing. Check this box **only** if you are entering your own PIN **and** your return is filed using the Practitioner PIN method. The ERO must complete Part III below.

Spouse's signature ▶ _____ Date ▶ _____

Practitioner PIN Method Returns Only—continue below

Part III Certification and Authentication – Practitioner PIN Method Only

ERO's EFIN/PIN. Enter your six-digit EFIN followed by your five-digit self-selected PIN.

5	8	7	2	7	8	6	1	9	8	9
---	---	---	---	---	---	---	---	---	---	---

Don't enter all zeros

I certify that the above numeric entry is my PIN, which is my signature for the electronic individual income tax return (original or amended) I am now authorized to file for tax year indicated above for the taxpayer(s) indicated above. I confirm that I am submitting this return in accordance with the requirements of the Practitioner PIN method and **Pub. 1345**, Handbook for Authorized IRS e-file Providers of Individual Income Tax Returns.

ERO's signature ▶ _____ Date ▶ _____

**ERO Must Retain This Form – See Instructions
Don't Submit This Form to the IRS Unless Requested To Do So**

Filing Status Single Married filing jointly Married filing separately (MFS) Head of household (HOH) Qualifying widow(er) (QW)
 Check only one box. If you checked the MFS box, enter the name of your spouse. If you checked the HOH or QW box, enter the child's name if the qualifying person is a child but not your dependent ▶

Your first name and middle initial KISHORE	Last name CHITTAMURU	Your social security number 890-31-5314
If joint return, spouse's first name and middle initial	Last name	Spouse's social security number

Home address (number and street). If you have a P.O. box, see instructions. 970 WEST MEADE DR		Apt. no.	Presidential Election Campaign Check here if you, or your spouse if filing jointly, want \$3 to go to this fund. Checking a box below will not change your tax or refund. <input type="checkbox"/> You <input type="checkbox"/> Spouse
City, town, or post office. If you have a foreign address, also complete spaces below. ST LOUIS	State MO	ZIP code 63005	
Foreign country name	Foreign province/state/county	Foreign postal code	

At any time during 2020, did you receive, sell, send, exchange, or otherwise acquire any financial interest in any virtual currency? Yes No

Standard Deduction **Someone can claim:** You as a dependent Your spouse as a dependent
 Spouse itemizes on a separate return or you were a dual-status alien

Age/Blindness You: Were born before January 2, 1956 Are blind **Spouse:** Was born before January 2, 1956 Is blind

	(1) First name	Last name	(2) Social security number	(3) Relationship to you	(4) <input checked="" type="checkbox"/> if qualifies for (see instructions): Child tax credit	Credit for other dependents
If more than four dependents, see instructions and check here ▶ <input type="checkbox"/>					<input type="checkbox"/>	<input type="checkbox"/>
					<input type="checkbox"/>	<input type="checkbox"/>
					<input type="checkbox"/>	<input type="checkbox"/>
					<input type="checkbox"/>	<input type="checkbox"/>

	1 Wages, salaries, tips, etc. Attach Form(s) W-2		1	112,144.
Attach Sch. B if required.	2a Tax-exempt interest	2a	2b	3.
	3a Qualified dividends	3a	3b	0.
	4a IRA distributions	4a	4b	
	5a Pensions and annuities	5a	5b	
	6a Social security benefits	6a	6b	
	7 Capital gain or (loss). Attach Schedule D if required. If not required, check here ▶ <input type="checkbox"/>		7	-3.
	8 Other income from Schedule 1, line 9		8	-11,146.
	9 Add lines 1, 2b, 3b, 4b, 5b, 6b, 7, and 8. This is your total income ▶		9	100,998.
Standard Deduction for— • Single or Married filing separately, \$12,400 • Married filing jointly or Qualifying widow(er), \$24,800 • Head of household, \$18,650 • If you checked any box under Standard Deduction, see instructions.	10 Adjustments to income:			
	a From Schedule 1, line 22	10a		
	b Charitable contributions if you take the standard deduction. See instructions	10b		
	c Add lines 10a and 10b. These are your total adjustments to income ▶		10c	
	11 Subtract line 10c from line 9. This is your adjusted gross income ▶		11	100,998.
	12 Standard deduction or itemized deductions (from Schedule A)		12	12,400.
	13 Qualified business income deduction. Attach Form 8995 or Form 8995-A		13	
	14 Add lines 12 and 13		14	12,400.
	15 Taxable income. Subtract line 14 from line 11. If zero or less, enter -0-		15	88,598.

16	Tax (see instructions). Check if any from Form(s): 1 <input type="checkbox"/> 8814 2 <input type="checkbox"/> 4972 3 <input type="checkbox"/> _____	16	15,338.
17	Amount from Schedule 2, line 3	17	0.
18	Add lines 16 and 17	18	15,338.
19	Child tax credit or credit for other dependents	19	
20	Amount from Schedule 3, line 7	20	
21	Add lines 19 and 20	21	
22	Subtract line 21 from line 18. If zero or less, enter -0-	22	15,338.
23	Other taxes, including self-employment tax, from Schedule 2, line 10	23	0.
24	Add lines 22 and 23. This is your total tax	24	15,338.
25	Federal income tax withheld from:		
a	Form(s) W-2	25a	20,143.
b	Form(s) 1099	25b	
c	Other forms (see instructions)	25c	
d	Add lines 25a through 25c	25d	20,143.
26	2020 estimated tax payments and amount applied from 2019 return	26	
27	Earned income credit (EIC) NO	27	
28	Additional child tax credit. Attach Schedule 8812	28	
29	American opportunity credit from Form 8863, line 8	29	
30	Recovery rebate credit. See instructions	30	
31	Amount from Schedule 3, line 13	31	
32	Add lines 27 through 31. These are your total other payments and refundable credits	32	
33	Add lines 25d, 26, and 32. These are your total payments	33	20,143.

• If you have a qualifying child, attach Sch. EIC.
• If you have nontaxable combat pay, see instructions.

Refund

34	If line 33 is more than line 24, subtract line 24 from line 33. This is the amount you overpaid	34	4,805.
35a	Amount of line 34 you want refunded to you . If Form 8888 is attached, check here <input type="checkbox"/>	35a	4,805.
b	Routing number 053000196		
c	Type: <input checked="" type="checkbox"/> Checking <input type="checkbox"/> Savings		
d	Account number 237030554603		
36	Amount of line 34 you want applied to your 2021 estimated tax	36	

Amount You Owe

For details on how to pay, see instructions.

37	Subtract line 33 from line 24. This is the amount you owe now	37	
Note: Schedule H and Schedule SE filers, line 37 may not represent all of the taxes you owe for 2020. See Schedule 3, line 12e, and its instructions for details.			
38	Estimated tax penalty (see instructions)	38	

Third Party Designee

Do you want to allow another person to discuss this return with the IRS? See instructions **Yes.** Complete below. **No**

Designee's name _____ Phone no. _____ Personal identification number (PIN) _____

Sign Here

Under penalties of perjury, I declare that I have examined this return and accompanying schedules and statements, and to the best of my knowledge and belief, they are true, correct, and complete. Declaration of preparer (other than taxpayer) is based on all information of which preparer has any knowledge.

Your signature	Date	Your occupation SOFTWARE ENGINEER	If the IRS sent you an Identity Protection PIN, enter it here (see inst.)
Spouse's signature. If a joint return, both must sign.	Date	Spouse's occupation	If the IRS sent your spouse an Identity Protection PIN, enter it here (see inst.)
Phone no.	Email address		

Paid Preparer Use Only

Preparer's name RVSSMANIKUMARAPPANA	Preparer's signature RVSSMANIKUMARAPPANA	Date 02/18/2021	PTIN P02090332	Check if: <input type="checkbox"/> Self-employed
Firm's name GLOBAL TAXES LLC	Firm's address 2530 Pebble Creek Ln Cumming GA 30041			Phone no. (646) 727-7157
Firm's EIN				30-1017196

**SCHEDULE 1
(Form 1040)**

Department of the Treasury
Internal Revenue Service

Additional Income and Adjustments to Income

▶ **Attach to Form 1040, 1040-SR, or 1040-NR.**
▶ **Go to www.irs.gov/Form1040 for instructions and the latest information.**

OMB No. 1545-0074

2020
Attachment
Sequence No. **01**

Name(s) shown on Form 1040, 1040-SR, or 1040-NR
KISHORE CHITTAMURU

Your social security number
890-31-5314

Part I Additional Income

1	Taxable refunds, credits, or offsets of state and local income taxes	1	
2a	Alimony received	2a	
b	Date of original divorce or separation agreement (see instructions) ▶ _____		
3	Business income or (loss). Attach Schedule C	3	
4	Other gains or (losses). Attach Form 4797	4	
5	Rental real estate, royalties, partnerships, S corporations, trusts, etc. Attach Schedule E	5	-11,146.
6	Farm income or (loss). Attach Schedule F	6	
7	Unemployment compensation	7	
8	Other income. List type and amount ▶ _____ _____	8	
9	Combine lines 1 through 8. Enter here and on Form 1040, 1040-SR, or 1040-NR, line 8	9	-11,146.

Part II Adjustments to Income

10	Educator expenses	10	
11	Certain business expenses of reservists, performing artists, and fee-basis government officials. Attach Form 2106	11	
12	Health savings account deduction. Attach Form 8889	12	
13	Moving expenses for members of the Armed Forces. Attach Form 3903	13	
14	Deductible part of self-employment tax. Attach Schedule SE	14	
15	Self-employed SEP, SIMPLE, and qualified plans	15	
16	Self-employed health insurance deduction	16	
17	Penalty on early withdrawal of savings	17	
18a	Alimony paid	18a	
b	Recipient's SSN ▶ _____		
c	Date of original divorce or separation agreement (see instructions) ▶ _____		
19	IRA deduction	19	
20	Student loan interest deduction	20	
21	Tuition and fees deduction. Attach Form 8917	21	
22	Add lines 10 through 21. These are your adjustments to income . Enter here and on Form 1040, 1040-SR, or 1040-NR, line 10a	22	

SCHEDULE D
(Form 1040)

Capital Gains and Losses

OMB No. 1545-0074

2020

Attachment
Sequence No. **12**

Department of the Treasury
Internal Revenue Service (99)

▶ **Attach to Form 1040, 1040-SR, or 1040-NR.**
▶ **Go to www.irs.gov/ScheduleD for instructions and the latest information.**
▶ **Use Form 8949 to list your transactions for lines 1b, 2, 3, 8b, 9, and 10.**

Name(s) shown on return

KISHORE CHITTAMURU

Your social security number

890-31-5314

Did you dispose of any investment(s) in a qualified opportunity fund during the tax year? Yes No

If "Yes," attach Form 8949 and see its instructions for additional requirements for reporting your gain or loss.

Part I Short-Term Capital Gains and Losses—Generally Assets Held One Year or Less (see instructions)

See instructions for how to figure the amounts to enter on the lines below.

This form may be easier to complete if you round off cents to whole dollars.

	(d) Proceeds (sales price)	(e) Cost (or other basis)	(g) Adjustments to gain or loss from Form(s) 8949, Part I, line 2, column (g)	(h) Gain or (loss) Subtract column (e) from column (d) and combine the result with column (g)
1a Totals for all short-term transactions reported on Form 1099-B for which basis was reported to the IRS and for which you have no adjustments (see instructions). However, if you choose to report all these transactions on Form 8949, leave this line blank and go to line 1b .				
1b Totals for all transactions reported on Form(s) 8949 with Box A checked	6,642.	7,154.	515.	3.
2 Totals for all transactions reported on Form(s) 8949 with Box B checked				
3 Totals for all transactions reported on Form(s) 8949 with Box C checked				
4 Short-term gain from Form 6252 and short-term gain or (loss) from Forms 4684, 6781, and 8824				4
5 Net short-term gain or (loss) from partnerships, S corporations, estates, and trusts from Schedule(s) K-1				5
6 Short-term capital loss carryover. Enter the amount, if any, from line 8 of your Capital Loss Carryover Worksheet in the instructions				6 ()
7 Net short-term capital gain or (loss). Combine lines 1a through 6 in column (h). If you have any long-term capital gains or losses, go to Part II below. Otherwise, go to Part III on the back				7 3.

Part II Long-Term Capital Gains and Losses—Generally Assets Held More Than One Year (see instructions)

See instructions for how to figure the amounts to enter on the lines below.

This form may be easier to complete if you round off cents to whole dollars.

	(d) Proceeds (sales price)	(e) Cost (or other basis)	(g) Adjustments to gain or loss from Form(s) 8949, Part II, line 2, column (g)	(h) Gain or (loss) Subtract column (e) from column (d) and combine the result with column (g)
8a Totals for all long-term transactions reported on Form 1099-B for which basis was reported to the IRS and for which you have no adjustments (see instructions). However, if you choose to report all these transactions on Form 8949, leave this line blank and go to line 8b .				
8b Totals for all transactions reported on Form(s) 8949 with Box D checked	113.	119.		-6.
9 Totals for all transactions reported on Form(s) 8949 with Box E checked				
10 Totals for all transactions reported on Form(s) 8949 with Box F checked				
11 Gain from Form 4797, Part I; long-term gain from Forms 2439 and 6252; and long-term gain or (loss) from Forms 4684, 6781, and 8824				11
12 Net long-term gain or (loss) from partnerships, S corporations, estates, and trusts from Schedule(s) K-1				12
13 Capital gain distributions. See the instructions				13
14 Long-term capital loss carryover. Enter the amount, if any, from line 13 of your Capital Loss Carryover Worksheet in the instructions				14 ()
15 Net long-term capital gain or (loss). Combine lines 8a through 14 in column (h). Then, go to Part III on the back				15 -6.

Part III Summary

16	Combine lines 7 and 15 and enter the result	16	-3.
	<ul style="list-style-type: none"> • If line 16 is a gain, enter the amount from line 16 on Form 1040, 1040-SR, or 1040-NR, line 7. Then, go to line 17 below. • If line 16 is a loss, skip lines 17 through 20 below. Then, go to line 21. Also be sure to complete line 22. • If line 16 is zero, skip lines 17 through 21 below and enter -0- on Form 1040, 1040-SR, or 1040-NR, line 7. Then, go to line 22. 		
17	Are lines 15 and 16 both gains? <input type="checkbox"/> Yes. Go to line 18. <input type="checkbox"/> No. Skip lines 18 through 21, and go to line 22.		
18	If you are required to complete the 28% Rate Gain Worksheet (see instructions), enter the amount, if any, from line 7 of that worksheet ▶	18	
19	If you are required to complete the Unrecaptured Section 1250 Gain Worksheet (see instructions), enter the amount, if any, from line 18 of that worksheet ▶	19	
20	Are lines 18 and 19 both zero or blank and are you not filing Form 4952? <input type="checkbox"/> Yes. Complete the Qualified Dividends and Capital Gain Tax Worksheet in the instructions for Forms 1040 and 1040-SR, line 16. Don't complete lines 21 and 22 below. <input type="checkbox"/> No. Complete the Schedule D Tax Worksheet in the instructions. Don't complete lines 21 and 22 below.		
21	If line 16 is a loss, enter here and on Form 1040, 1040-SR, or 1040-NR, line 7, the smaller of: <ul style="list-style-type: none"> • The loss on line 16; or • (\$3,000), or if married filing separately, (\$1,500) } 	21	(3.)
	Note: When figuring which amount is smaller, treat both amounts as positive numbers.		
22	Do you have qualified dividends on Form 1040, 1040-SR, or 1040-NR, line 3a? <input type="checkbox"/> Yes. Complete the Qualified Dividends and Capital Gain Tax Worksheet in the instructions for Forms 1040 and 1040-SR, line 16. <input checked="" type="checkbox"/> No. Complete the rest of Form 1040, 1040-SR, or 1040-NR.		

Sales and Other Dispositions of Capital Assets

Department of the Treasury
Internal Revenue Service

▶ Go to www.irs.gov/Form8949 for instructions and the latest information.
▶ File with your Schedule D to list your transactions for lines 1b, 2, 3, 8b, 9, and 10 of Schedule D.

2020
Attachment
Sequence No. **12A**

Name(s) shown on return: **KISHORE CHITTAMURU** Social security number or taxpayer identification number: **890-31-5314**

Before you check Box A, B, or C below, see whether you received any Form(s) 1099-B or substitute statement(s) from your broker. A substitute statement will have the same information as Form 1099-B. Either will show whether your basis (usually your cost) was reported to the IRS by your broker and may even tell you which box to check.

Part I Short-Term. Transactions involving capital assets you held 1 year or less are generally short-term (see instructions). For long-term transactions, see page 2.

Note: You may aggregate all short-term transactions reported on Form(s) 1099-B showing basis was reported to the IRS and for which no adjustments or codes are required. Enter the totals directly on Schedule D, line 1a; you aren't required to report these transactions on Form 8949 (see instructions).

You must check Box A, B, or C below. Check only one box. If more than one box applies for your short-term transactions, complete a separate Form 8949, page 1, for each applicable box. If you have more short-term transactions than will fit on this page for one or more of the boxes, complete as many forms with the same box checked as you need.

- (A)** Short-term transactions reported on Form(s) 1099-B showing basis was reported to the IRS (see **Note** above)
- (B)** Short-term transactions reported on Form(s) 1099-B showing basis **wasn't** reported to the IRS
- (C)** Short-term transactions not reported to you on Form 1099-B

1	(a) Description of property <small>(Example: 100 sh. XYZ Co.)</small>	(b) Date acquired <small>(Mo., day, yr.)</small>	(c) Date sold or disposed of <small>(Mo., day, yr.)</small>	(d) Proceeds (sales price) <small>(see instructions)</small>	(e) Cost or other basis. See the Note below and see <i>Column (e)</i> in the separate instructions	Adjustment, if any, to gain or loss. <small>If you enter an amount in column (g), enter a code in column (f). See the separate instructions.</small>		(h) Gain or (loss). <small>Subtract column (e) from column (d) and combine the result with column (g)</small>
						(f) Code(s) from instructions	(g) Amount of adjustment	
	Robinhood Crypto LLC	Various	03/17/20	1,474.	1,375.			99.
	Robinhood Securities LLC	Various	09/08/20	5,168.	5,779.	W	515.	-96.
2 Totals. Add the amounts in columns (d), (e), (g), and (h) (subtract negative amounts). Enter each total here and include on your Schedule D, line 1b (if Box A above is checked), line 2 (if Box B above is checked), or line 3 (if Box C above is checked) ▶				6,642.	7,154.		515.	3.

Note: If you checked Box A above but the basis reported to the IRS was incorrect, enter in column (e) the basis as reported to the IRS, and enter an adjustment in column (g) to correct the basis. See *Column (g)* in the separate instructions for how to figure the amount of the adjustment.

Name(s) shown on return. Name and SSN or taxpayer identification no. not required if shown on other side
KISHORE CHITTAMURU

Social security number or taxpayer identification number
890-31-5314

Before you check Box D, E, or F below, see whether you received any Form(s) 1099-B or substitute statement(s) from your broker. A substitute statement will have the same information as Form 1099-B. Either will show whether your basis (usually your cost) was reported to the IRS by your broker and may even tell you which box to check.

Part II Long-Term. Transactions involving capital assets you held more than 1 year are generally long-term (see instructions). For short-term transactions, see page 1.

Note: You may aggregate all long-term transactions reported on Form(s) 1099-B showing basis was reported to the IRS and for which no adjustments or codes are required. Enter the totals directly on Schedule D, line 8a; you aren't required to report these transactions on Form 8949 (see instructions).

You must check Box D, E, or F below. Check only one box. If more than one box applies for your long-term transactions, complete a separate Form 8949, page 2, for each applicable box. If you have more long-term transactions than will fit on this page for one or more of the boxes, complete as many forms with the same box checked as you need.

- (D)** Long-term transactions reported on Form(s) 1099-B showing basis was reported to the IRS (see **Note** above)
- (E)** Long-term transactions reported on Form(s) 1099-B showing basis **wasn't** reported to the IRS
- (F)** Long-term transactions not reported to you on Form 1099-B

1	(a) Description of property (Example: 100 sh. XYZ Co.)	(b) Date acquired (Mo., day, yr.)	(c) Date sold or disposed of (Mo., day, yr.)	(d) Proceeds (sales price) (see instructions)	(e) Cost or other basis. See the Note below and see <i>Column (e)</i> in the separate instructions	Adjustment, if any, to gain or loss. If you enter an amount in column (g), enter a code in column (f). See the separate instructions.		(h) Gain or (loss). Subtract column (e) from column (d) and combine the result with column (g)
						(f) Code(s) from instructions	(g) Amount of adjustment	
	Robinhood Crypto LLC	Various	11/26/20	113.	119.			-6.
2 Totals. Add the amounts in columns (d), (e), (g), and (h) (subtract negative amounts). Enter each total here and include on your Schedule D, line 8b (if Box D above is checked), line 9 (if Box E above is checked), or line 10 (if Box F above is checked) ▶				113.	119.			-6.

Note: If you checked Box D above but the basis reported to the IRS was incorrect, enter in column (e) the basis as reported to the IRS, and enter an adjustment in column (g) to correct the basis. See *Column (g)* in the separate instructions for how to figure the amount of the adjustment.

SCHEDULE E
(Form 1040)

Supplemental Income and Loss

OMB No. 1545-0074

(From rental real estate, royalties, partnerships, S corporations, estates, trusts, REMICs, etc.)

2020

Department of the Treasury
Internal Revenue Service (99)

▶ Attach to Form 1040, 1040-SR, 1040-NR, or 1041.

Attachment
Sequence No. **13**

▶ Go to www.irs.gov/ScheduleE for instructions and the latest information.

Name(s) shown on return

Your social security number

KISHORE CHITTAMURU

890-31-5314

Part I **Income or Loss From Rental Real Estate and Royalties** **Note:** If you are in the business of renting personal property, use **Schedule C**. See instructions. If you are an individual, report farm rental income or loss from **Form 4835** on page 2, line 40.

A Did you make any payments in 2020 that would require you to file Form(s) 1099? See instructions **Yes** **No**

B If "Yes," did you or will you file required Form(s) 1099? **Yes** **No**

1a	Physical address of each property (street, city, state, ZIP code)				
A	MIYAPUR HYDERABAD TELANGANA IN 500049				
B					
C					
1b	Type of Property (from list below)	2 For each rental real estate property listed above, report the number of fair rental and personal use days. Check the QJV box only if you meet the requirements to file as a qualified joint venture. See instructions.	Fair Rental Days	Personal Use Days	QJV
A	1		A 365	0	<input type="checkbox"/>
B			B		<input type="checkbox"/>
C			C		<input type="checkbox"/>

Type of Property:

- 1 Single Family Residence 3 Vacation/Short-Term Rental 5 Land 7 Self-Rental
- 2 Multi-Family Residence 4 Commercial 6 Royalties 8 Other (describe)

Income:		Properties:		A	B	C
3	Rents received	3		650.		
4	Royalties received	4				

Expenses:

5	Advertising	5				
6	Auto and travel (see instructions)	6		223.		
7	Cleaning and maintenance	7		2,560.		
8	Commissions.	8		460.		
9	Insurance	9				
10	Legal and other professional fees	10		350.		
11	Management fees	11				
12	Mortgage interest paid to banks, etc. (see instructions)	12				
13	Other interest.	13				
14	Repairs.	14		4,490.		
15	Supplies	15		1,923.		
16	Taxes	16		150.		
17	Utilities.	17		1,640.		
18	Depreciation expense or depletion	18				
19	Other (list) ▶	19				
20	Total expenses. Add lines 5 through 19	20		11,796.		

21 Subtract line 20 from line 3 (rents) and/or 4 (royalties). If result is a (loss), see instructions to find out if you must file **Form 6198** **21** -11,146.

22 Deductible rental real estate loss after limitation, if any, on **Form 8582** (see instructions) **22** (-11,146.) () ()

23a	Total of all amounts reported on line 3 for all rental properties	23a	650.	
b	Total of all amounts reported on line 4 for all royalty properties	23b		
c	Total of all amounts reported on line 12 for all properties	23c		
d	Total of all amounts reported on line 18 for all properties	23d		
e	Total of all amounts reported on line 20 for all properties	23e	11,796.	

24 **Income.** Add positive amounts shown on line 21. **Do not** include any losses **24**

25 **Losses.** Add royalty losses from line 21 and rental real estate losses from line 22. Enter total losses here **25** (11,146.)

26 **Total rental real estate and royalty income or (loss).** Combine lines 24 and 25. Enter the result here. If Parts II, III, IV, and line 40 on page 2 do not apply to you, also enter this amount on Schedule 1 (Form 1040), line 5. Otherwise, include this amount in the total on line 41 on page 2 **26** -11,146.

For Paperwork Reduction Act Notice, see the separate instructions.

Schedule E (Form 1040) 2020

Investment Interest Expense Deduction

▶ Go to www.irs.gov/Form4952 for the latest information.

▶ Attach to your tax return.

Name(s) shown on return

KISHORE CHITTAMURU

Identifying number

890-31-5314

Part I Total Investment Interest Expense

1	Investment interest expense paid or accrued in 2020 (see instructions)	1	15.
2	Disallowed investment interest expense from 2019 Form 4952, line 7	2	
3	Total investment interest expense. Add lines 1 and 2	3	15.

Part II Net Investment Income

4a	Gross income from property held for investment (excluding any net gain from the disposition of property held for investment)	4a	3.		
4b	Qualified dividends included on line 4a	4b			
4c	Subtract line 4b from line 4a	4c			3.
4d	Net gain from the disposition of property held for investment	4d			
4e	Enter the smaller of line 4d or your net capital gain from the disposition of property held for investment. See instructions	4e			
4f	Subtract line 4e from line 4d	4f			0.
4g	Enter the amount from lines 4b and 4e that you elect to include in investment income. See instructions	4g			
4h	Investment income. Add lines 4c, 4f, and 4g	4h			3.
5	Investment expenses (see instructions)	5			
6	Net investment income. Subtract line 5 from line 4h. If zero or less, enter -0-	6			3.

Part III Investment Interest Expense Deduction

7	Disallowed investment interest expense to be carried forward to 2021. Subtract line 6 from line 3. If zero or less, enter -0-	7	12.
8	Investment interest expense deduction. Enter the smaller of line 3 or line 6. See instructions	8	3.

Passive Activity Loss Limitations

Department of the Treasury
Internal Revenue Service (99)

▶ See separate instructions.
▶ Attach to Form 1040, 1040-SR, or 1041.
▶ Go to www.irs.gov/Form8582 for instructions and the latest information.

Name(s) shown on return

KISHORE CHITTAMURU

Identifying number

890-31-5314

Part I 2020 Passive Activity Loss

Caution: Complete Worksheets 1, 2, and 3 before completing Part I.

Rental Real Estate Activities With Active Participation (For the definition of active participation, see **Special Allowance for Rental Real Estate Activities** in the instructions.)

1a Activities with net income (enter the amount from Worksheet 1, column (a))	1a	0.	
b Activities with net loss (enter the amount from Worksheet 1, column (b))	1b	(11,146.)	
c Prior years' unallowed losses (enter the amount from Worksheet 1, column (c))	1c	()	
d Combine lines 1a, 1b, and 1c	1d		-11,146.

Commercial Revitalization Deductions From Rental Real Estate Activities

2a Commercial revitalization deductions from Worksheet 2, column (a)	2a	()	
b Prior year unallowed commercial revitalization deductions from Worksheet 2, column (b)	2b	()	
c Add lines 2a and 2b	2c	()	

All Other Passive Activities

3a Activities with net income (enter the amount from Worksheet 3, column (a))	3a		
b Activities with net loss (enter the amount from Worksheet 3, column (b))	3b	()	
c Prior years' unallowed losses (enter the amount from Worksheet 3, column (c))	3c	()	
d Combine lines 3a, 3b, and 3c	3d		

4 Combine lines 1d, 2c, and 3d. If this line is zero or more, stop here and include this form with your return; all losses are allowed, including any prior year unallowed losses entered on line 1c, 2b, or 3c. Report the losses on the forms and schedules normally used	4		-11,146.
--	----------	--	----------

- If line 4 is a loss and:
- Line 1d is a loss, go to Part II.
 - Line 2c is a loss (and line 1d is zero or more), skip Part II and go to Part III.
 - Line 3d is a loss (and lines 1d and 2c are zero or more), skip Parts II and III and go to line 15.

Caution: If your filing status is married filing separately and you lived with your spouse at any time during the year, **do not** complete Part II or Part III. Instead, go to line 15.

Part II Special Allowance for Rental Real Estate Activities With Active Participation

Note: Enter all numbers in Part II as positive amounts. See instructions for an example.

5 Enter the smaller of the loss on line 1d or the loss on line 4	5		11,146.
6 Enter \$150,000. If married filing separately, see instructions	6	150,000.	
7 Enter modified adjusted gross income, but not less than zero. See instructions	7	112,144.	
Note: If line 7 is greater than or equal to line 6, skip lines 8 and 9, enter -0- on line 10. Otherwise, go to line 8.			
8 Subtract line 7 from line 6	8	37,856.	
9 Multiply line 8 by 50% (0.50). Do not enter more than \$25,000. If married filing separately, see instructions	9		18,928.
10 Enter the smaller of line 5 or line 9	10		11,146.

If line 2c is a loss, go to Part III. Otherwise, go to line 15.

Part III Special Allowance for Commercial Revitalization Deductions From Rental Real Estate Activities

Note: Enter all numbers in Part III as positive amounts. See the example for Part II in the instructions.

11 Enter \$25,000 reduced by the amount, if any, on line 10. If married filing separately, see instructions	11		
12 Enter the loss from line 4	12		
13 Reduce line 12 by the amount on line 10	13		
14 Enter the smallest of line 2c (treated as a positive amount), line 11, or line 13	14		

Part IV Total Losses Allowed

15 Add the income, if any, on lines 1a and 3a and enter the total	15		0.
16 Total losses allowed from all passive activities for 2020. Add lines 10, 14, and 15. See instructions to find out how to report the losses on your tax return	16		11,146.

Caution: The worksheets must be filed with your tax return. Keep a copy for your records.

Worksheet 1—For Form 8582, Lines 1a, 1b, and 1c (see instructions)

Name of activity	Current year		Prior years	Overall gain or loss	
	(a) Net income (line 1a)	(b) Net loss (line 1b)	(c) Unallowed loss (line 1c)	(d) Gain	(e) Loss
MIYAPUR	0.	11,146.			11,146.
Total. Enter on Form 8582, lines 1a, 1b, and 1c ▶	0.	11,146.			

Worksheet 2—For Form 8582, Lines 2a and 2b (see instructions)

Name of activity	(a) Current year deductions (line 2a)	(b) Prior year unallowed deductions (line 2b)	(c) Overall loss
Total. Enter on Form 8582, lines 2a and 2b ▶			

Worksheet 3—For Form 8582, Lines 3a, 3b, and 3c (see instructions)

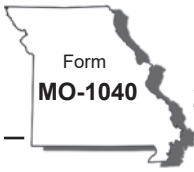
Name of activity	Current year		Prior years	Overall gain or loss	
	(a) Net income (line 3a)	(b) Net loss (line 3b)	(c) Unallowed loss (line 3c)	(d) Gain	(e) Loss
Total. Enter on Form 8582, lines 3a, 3b, and 3c ▶					

Worksheet 4—Use This Worksheet if an Amount Is Shown on Form 8582, Line 10 or 14. See instructions.

Name of activity	Form or schedule and line number to be reported on (see instructions)	(a) Loss	(b) Ratio	(c) Special allowance	(d) Subtract column (c) from column (a)
MIYAPUR	E Ln 22	11,146.	1.00000000	11,146.	0.
Total ▶		11,146.	1.00	11,146.	0.

Worksheet 5—Allocation of Unallowed Losses (see instructions)


Name of activity	Form or schedule and line number to be reported on (see instructions)	(a) Loss	(b) Ratio	(c) Unallowed loss
Total ▶			1.00	



MISSOURI DEPARTMENT OF
REVENUE
2020 Individual Income
Tax Return - Long Form

For Calendar Year January 1 - December 31, 2020

Print in BLACK ink only and DO NOT STAPLE.



Amended Return **Composite Return**
(For use by S corporations or Partnerships)

Federal Extension - Select this box if you have an approved federal extension. Attach a copy Federal Extension (Form 4868).

If filing a fiscal year return enter the beginning and ending dates here.

Fiscal Year Beginning (MM/DD/YY) Fiscal Year Ending (MM/DD/YY)

--	--	--	--	--	--

Vendor Code	Department Use Only		
1555			

Filing Status

Single Claimed as a Dependent Married Filing Combined Married Filing Separately Head of Household Qualifying Widow(er)

Age 62 through 64	Age 65 or Older	Blind	100% Disabled	Non-Obligated Spouse
Yourself <input type="checkbox"/> Spouse <input type="checkbox"/>	Yourself <input type="checkbox"/> Spouse <input type="checkbox"/>	Yourself <input type="checkbox"/> Spouse <input type="checkbox"/>	Yourself <input type="checkbox"/> Spouse <input type="checkbox"/>	Yourself <input type="checkbox"/> Spouse <input type="checkbox"/>

Name

Social Security Number Deceased in 2020 Spouse's Social Security Number Deceased in 2020

890	-	31	-	5314				
-----	---	----	---	------	--	--	--	--

First Name M.I. Last Name Suffix

KISHORE		CHITTAMURU	
---------	--	------------	--

Spouse's First Name M.I. Spouse's Last Name Suffix

--	--	--	--

In Care Of Name (Attorney, Executor, Personal Representative, etc.)

--

Address

Present Address (Include Apartment Number or Rural Route)

970 WEST MEADE DR		
-------------------	--	--

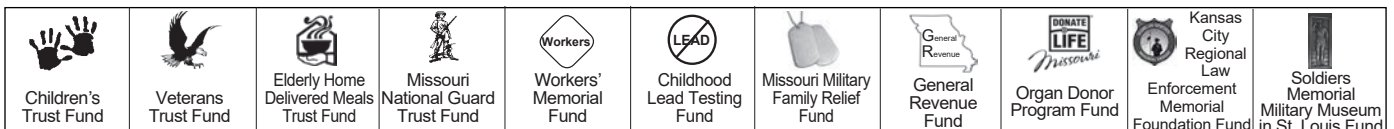
City, Town, or Post Office State ZIP Code

ST LOUIS	MO	63005	-	
----------	----	-------	---	--

County of Residence

STCO

You may contribute to any one or all of the trust funds on Line 47. See pages 11-12 of the instructions for more trust fund information.



Income

	Yourself (Y)		Spouse (S)	
1. Federal adjusted gross income from federal return (see worksheet on page 7 of the instructions)	1Y	100998 .00	1S	.00
2. Total additions (from Form MO-A , Part 1, Line 7)	2Y	.00	2S	.00
3. Total income - Add Lines 1 and 2	3Y	100998 .00	3S	.00
4. Total subtractions (from Form MO-A, Part 1, Line 18)	4Y	.00	4S	.00
5. Missouri adjusted gross income - Subtract Line 4 from Line 3	5Y	100998 .00	5S	.00
6. Total Missouri adjusted gross income - Add columns 5Y and 5S	6	100998 .00		
7. Income percentages - Divide columns 5Y and 5S by total on Line 6. (Must equal 100%)	7Y	100 %	7S	%

Exemptions and Deductions

8. Pension, Social Security, Social Security Disability, and Military exemption (from Form MO-A, Part 3, Section E)	8	.00
9. Tax from federal return	9	15338 .00
10. Other tax from federal return	10	.00
11. Total tax from federal return. Do not enter federal income tax withheld.	11	15338 .00
12. Federal tax percentage – Enter the percentage based on your Missouri Adjusted Gross Income, Line 6. Use the chart below to find your percentage	12	5.00 %

Missouri Adjusted Gross Income Range, Line 6:	Federal Tax Percentage:
\$25,000 or less	35%
\$25,001 to \$50,000	25%
\$50,001 to \$100,000	15%
\$100,001 to \$125,000	5%
\$125,001 or more	0%

13. Federal income tax deduction – Multiply Line 11 by the percentage on Line 12. Enter this amount not to exceed \$5,000 for an individual or \$10,000 for combined filers.	13	767 .00
14. Missouri standard deduction or itemized deductions. (If itemizing, See Form MO-A, Part 2) • Single or Married Filing Separate-\$12,400 • Head of Household-\$18,650 • Married Filing Combined or Qualifying Widow(er)-\$24,800 Note: If age 65 or older, blind, or claimed as a dependent, see page 6.	14	12400 .00
15. Long-term care insurance deduction	15	.00
16. Health care sharing ministry deduction	16	.00
17. Active Duty Military income deduction	17	.00
18. Inactive Duty Military income deduction	18	.00
19. Bring jobs home deduction	19	.00
20. Transportation facilities deduction	20	.00

A. Port Cargo Expansion B. International Trade Facility C. Qualified Trade Activities



Deductions Continued

21. First Time Home Buyers deduction.	A. <input style="width: 80px;" type="text"/>	B. <input style="width: 80px;" type="text"/>	21	<input style="width: 100px;" type="text"/>	.00
22. Total deductions - Add Lines 8 and 13 through 21			22	13167	.00
23. Subtotal - Subtract Line 22 from Line 6			23	87831	.00
24. Multiply Line 23 by appropriate percentages (%) on Lines 7Y and 7S			24Y	87831	.00
			24S	<input style="width: 100px;" type="text"/>	.00
25. Enterprise zone or rural empowerment zone income modification			25Y	<input style="width: 100px;" type="text"/>	.00
			25S	<input style="width: 100px;" type="text"/>	.00

Tax

26. Taxable income - Subtract Line 25 from Line 24			26Y	87831	.00	26S	<input style="width: 100px;" type="text"/>	.00
27. Tax (see tax chart on page 22 of the instructions)			27Y	4558	.00	27S	<input style="width: 100px;" type="text"/>	.00
28. Resident credit - Attach Form MO-CR and other states' income tax return(s)			28Y	<input style="width: 100px;" type="text"/>	.00	28S	<input style="width: 100px;" type="text"/>	.00
29. Missouri income percentage - Enter 100% unless you are completing Form MO-NRI . Attach Form MO-NRI and a copy of your federal return if less than 100%			29Y	100	%	29S	<input style="width: 100px;" type="text"/>	%
30. Balance - Subtract Line 28 from Line 27; OR multiply Line 27 by percentage on Line 29			30Y	4558	.00	30S	<input style="width: 100px;" type="text"/>	.00
31. Other taxes - Select box and attach federal form indicated.								
<input type="checkbox"/> Lump sum distribution (Form 4972)								
<input type="checkbox"/> Recapture of low income housing credit (Form 8611)			31Y	<input style="width: 100px;" type="text"/>	.00	31S	<input style="width: 100px;" type="text"/>	.00
32. Subtotal - Add Lines 30 and 31			32Y	4558	.00	32S	<input style="width: 100px;" type="text"/>	.00
33. Total Tax - Add Lines 32Y and 32S			33	4558	.00			

Payments and Credits

34. MISSOURI tax withheld - Attach Forms W-2 and 1099			34	5200	.00			
35. 2020 Missouri estimated tax payments - Include overpayment from 2019 applied to 2020			35	<input style="width: 100px;" type="text"/>	.00			
36. Missouri tax payments for nonresident partners or S corporation shareholders - Attach Forms MO-2NR and MO-NRP			36	<input style="width: 100px;" type="text"/>	.00			
37. Missouri tax payments for nonresident entertainers - Attach Form MO-2ENT			37	<input style="width: 100px;" type="text"/>	.00			
38. Amount paid with Missouri extension of time to file (Form MO-60)			38	<input style="width: 100px;" type="text"/>	.00			
39. Miscellaneous tax credits (from Form MO-TC , Line 13) - Attach Form MO-TC			39	<input style="width: 100px;" type="text"/>	.00			
40. Property tax credit - Attach Form MO-PTS			40	<input style="width: 100px;" type="text"/>	.00			
41. Total payments and credits - Add Lines 34 through 40			41	5200	.00			



Skip Lines 42 through 44 if you are not filing an amended return.

42. Amount paid on original return.

43. Overpayment as shown (or adjusted) on original return

Indicate Reason for Amending

A. Federal audit. Enter date of IRS report (MM/DD/YY)

B. Net Operating Loss carryback Enter year of loss (YY)

C. Investment tax credit carryback Enter year of credit (YY)

D. Correction other than A, B, or C Enter date of federal amended return, if filed. (MM/DD/YY)

44. Amended return total payments and credits - Add Lines 41 and 42; subtract from Line 43.
Enter on Line 44.

45. If Line 41, or if amended return, Line 44, is larger than Line 33, enter the difference.
Amount of OVERPAYMENT

46. Amount of Line 45 to be applied to your 2021 estimated tax

47. Enter the amount of your donation in the trust fund boxes below. See instructions for additional trust fund codes.

47a. Children's Trust Fund . 47b. Veterans Trust Fund . 47c. Elderly Home Delivered Meals Trust Fund . 47d. Missouri National Guard Trust Fund .

47e. Workers' Memorial Fund . 47f. Childhood Lead Testing Fund . 47g. Missouri Military Family Relief Fund . 47h. General Revenue Fund .

47i. Organ Donor Program Fund . 47j. Kansas City Regional Law Enforcement Memorial Foundation Fund . 47k. Soldiers Memorial Military Museum in St. Louis Fund .

47l. Additional Fund Code Additional Fund Amount . 47m. Additional Fund Code Additional Fund Amount .

Total Donation - Add amounts from Boxes 47a through 47m and enter here

48. Amount of Line 45 to be deposited into a Missouri 529 Education Plan (MOST) account. Enter the total deposit amount from [Form 5632](#).

49. **REFUND** - Subtract Lines 46, 47, and 48 from Line 45 and enter here

a. Routing Number c. Checking Savings

b. Account Number



Amount Due

- 50. If Line 33 is larger than Line 41 or Line 44, enter the difference.
Amount of UNDERPAYMENT 50 [] [] . 00
- 51. Underpayment of estimated tax penalty - Attach [Form MO-2210](#). Enter penalty amount here ... 51 [] [] . 00
 Select this box if you are a farmer exempt from the underpayment of estimated tax penalty.
- 52. **AMOUNT DUE** - Add Lines 50 and 51.
If you pay by check, you authorize the Department of Revenue to process the check electronically. Any returned check may be presented again electronically 52 [] [] . 00

Under penalties of perjury, I declare that I have examined this return, including accompanying schedules and statements, and to the best of my knowledge and belief it is true, correct, and complete. By signing or entering my name in the "Signature" field(s) below, I am providing the Department of Revenue with my signature as required under [Section 143.561, RSMo](#). Declaration of preparer (other than taxpayer) is based on all information of which he or she has knowledge. As provided in [Chapter 143, RSMo](#), a penalty of up to \$500 shall be imposed on any individual who files a frivolous return. I also declare under penalties of perjury that I employ no illegal or unauthorized aliens as defined under federal law and that I am not eligible for any tax exemption, credit, or abatement if I employ such aliens.

Signature

Signature	Date (MM/DD/YY)		
[]	[]	[]	[]
Spouse's Signature (If filing combined, BOTH must sign)	Date (MM/DD/YY)		
[]	[]	[]	[]
E-mail Address	Daytime Telephone		
KUMAR@GTAXFILE.COM	6468819210		
Preparer's Signature	Date (MM/DD/YY)		
RVSSMANIKUMARAPPANA	02	18	21
Preparer's FEIN, SSN, or PTIN	Preparer's Telephone		
30-1017196	6467277157		
Preparer's Address	State	ZIP Code	
2530 PEBBLE CREEK LN CUMMING	GA	30041	

I authorize the Director of Revenue or delegate to discuss my return and attachments with the preparer or any member of the preparer's firm Yes No

Did you pay a tax return preparer to complete your return, but the preparer failed to sign the return or provide an Internal Revenue Service preparer tax identification number? If you marked yes, please insert the preparer's name, address, and phone number in the applicable sections of the signature block above. Yes No

Department Use Only

A FA E10 DE F [] [] . [] []

(Revised 12-2020)

Mail To: Balance Due:
Missouri Department of Revenue
P.O. Box 329
Jefferson City, MO 65105-0329

Refund or No Amount Due:
Missouri Department of Revenue
P.O. Box 500
Jefferson City, MO 65105-0500

Phone (Balance Due): (573) 751-7200
Phone (Refund or No Amount Due): (573) 751-3505
Fax: (573) 522-1762
E-mail: income@dor.mo.gov

