

IRS e-file Signature Authorization

► ERO must obtain and retain completed Form 8879.
► Go to www.irs.gov/Form8879 for the latest information.

Submission Identification Number (SID) ►

Taxpayer's name BALAMURUGAN VEDHAPURI	Social security number 633-19-1607
Spouse's name ANITHA SOUNDARARAJAN	Spouse's social security number 638-27-3608

Part I Tax Return Information — Tax Year Ending December 31, 2021 (Enter year you are authorizing.)

Enter whole dollars only on lines 1 through 5.

Note: Form 1040-SS filers use line 4 only. Leave lines 1, 2, 3, and 5 blank.

1	Adjusted gross income	1	129,335.
2	Total tax	2	6,297.
3	Federal income tax withheld from Form(s) W-2 and Form(s) 1099	3	15,302.
4	Amount you want refunded to you	4	10,505.
5	Amount you owe	5	

Part II Taxpayer Declaration and Signature Authorization (Be sure you get and keep a copy of your return)

Under penalties of perjury, I declare that I have examined a copy of the income tax return (original or amended) I am now authorizing, and to the best of my knowledge and belief, it is true, correct, and complete. I further declare that the amounts in Part I above are the amounts from the income tax return (original or amended) I am now authorizing. I consent to allow my intermediate service provider, transmitter, or electronic return originator (ERO) to send my return to the IRS and to receive from the IRS (a) an acknowledgement of receipt or reason for rejection of the transmission, (b) the reason for any delay in processing the return or refund, and (c) the date of any refund. If applicable, I authorize the U.S. Treasury and its designated Financial Agent to initiate an ACH electronic funds withdrawal (direct debit) entry to the financial institution account indicated in the tax preparation software for payment of my federal taxes owed on this return and/or a payment of estimated tax, and the financial institution to debit the entry to this account. This authorization is to remain in full force and effect until I notify the U.S. Treasury Financial Agent to terminate the authorization. To revoke (cancel) a payment, I must contact the U.S. Treasury Financial Agent at 1-888-353-4537. Payment cancellation requests must be received no later than 2 business days prior to the payment (settlement) date. I also authorize the financial institutions involved in the processing of the electronic payment of taxes to receive confidential information necessary to answer inquiries and resolve issues related to the payment. I further acknowledge that the personal identification number (PIN) below is my signature for the income tax return (original or amended) I am now authorizing and, if applicable, my Electronic Funds Withdrawal Consent.

Taxpayer's PIN: check one box only

I authorize GLOBAL TAXES LLC to enter or generate my PIN

9	1	6	0	7
---	---	---	---	---

 as my signature on the income tax return (original or amended) I am now authorizing. **Enter five digits, but don't enter all zeros**

I will enter my PIN as my signature on the income tax return (original or amended) I am now authorizing. Check this box **only** if you are entering your own PIN **and** your return is filed using the Practitioner PIN method. The ERO must complete Part III below.

Your signature ►  Date ► 03/30/2022

Spouse's PIN: check one box only

I authorize GLOBAL TAXES LLC to enter or generate my PIN

7	3	6	0	8
---	---	---	---	---

 as my signature on the income tax return (original or amended) I am now authorizing. **Enter five digits, but don't enter all zeros**

I will enter my PIN as my signature on the income tax return (original or amended) I am now authorizing. Check this box **only** if you are entering your own PIN **and** your return is filed using the Practitioner PIN method. The ERO must complete Part III below.

Spouse's signature ►  Date ► 3/30/2022

Practitioner PIN Method Returns Only—continue below

Part III Certification and Authentication — Practitioner PIN Method Only

ERO's EFIN/PIN. Enter your six-digit EFIN followed by your five-digit self-selected PIN.

5	8	7	2	7	8	6	1	9	8	9
---	---	---	---	---	---	---	---	---	---	---

Don't enter all zeros

I certify that the above numeric entry is my PIN, which is my signature for the electronic individual income tax return (original or amended) I am now authorized to file for tax year indicated above for the taxpayer(s) indicated above. I confirm that I am submitting this return in accordance with the requirements of the Practitioner PIN method and **Pub. 1345**, Handbook for Authorized IRS e-file Providers of Individual Income Tax Returns.

ERO's signature ► _____ Date ► _____

**ERO Must Retain This Form — See Instructions
Don't Submit This Form to the IRS Unless Requested To Do So**

Filing Status Single Married filing jointly Married filing separately (MFS) Head of household (HOH) Qualifying widow(er) (QW)
 Check only one box. If you checked the MFS box, enter the name of your spouse. If you checked the HOH or QW box, enter the child's name if the qualifying person is a child but not your dependent ▶

Your first name and middle initial BALAMURUGAN		Last name VEDHAPURI		Your social security number 633-19-1607	
If joint return, spouse's first name and middle initial ANITHA		Last name SUNDARARAJAN		Spouse's social security number 638-27-3608	
Home address (number and street). If you have a P.O. box, see instructions. 6395 PINE BLUFF DR				Apt. no.	
City, town, or post office. If you have a foreign address, also complete spaces below. CUMMING			State GA	ZIP code 30040	
Foreign country name		Foreign province/state/county		Foreign postal code	

You Spouse

At any time during 2021, did you receive, sell, exchange, or otherwise dispose of any financial interest in any virtual currency? Yes No

Standard Deduction **Someone can claim:** You as a dependent Your spouse as a dependent
 Spouse itemizes on a separate return or you were a dual-status alien

Age/Blindness **You:** Were born before January 2, 1957 Are blind **Spouse:** Was born before January 2, 1957 Is blind

Dependents (see instructions): If more than four dependents, see instructions and check here ▶ <input type="checkbox"/>	(1) First name		(2) Social security number	(3) Relationship to you	(4) <input checked="" type="checkbox"/> if qualifies for (see instructions):	
	Last name				Child tax credit	Credit for other dependents
	KAVIYA	BALAMURUGAN	976-87-3774	Daughter	<input type="checkbox"/>	<input checked="" type="checkbox"/>
	AADHAN	BALAMURUGAN	512-69-0904	Son	<input checked="" type="checkbox"/>	<input type="checkbox"/>
					<input type="checkbox"/>	<input type="checkbox"/>
					<input type="checkbox"/>	<input type="checkbox"/>

Attach Sch. B if required.	1 Wages, salaries, tips, etc. Attach Form(s) W-2	1	141,832.
	2a Tax-exempt interest	2a	
	3a Qualified dividends	3a	
	4a IRA distributions	4a	
	5a Pensions and annuities	5a	
	6a Social security benefits	6a	
	7 Capital gain or (loss). Attach Schedule D if required. If not required, check here ▶ <input type="checkbox"/>	7	
	8 Other income from Schedule 1, line 10	8	-12,497.
	9 Add lines 1, 2b, 3b, 4b, 5b, 6b, 7, and 8. This is your total income ▶	9	129,335.
	10 Adjustments to income from Schedule 1, line 26	10	
	11 Subtract line 10 from line 9. This is your adjusted gross income ▶	11	129,335.
Standard Deduction for— • Single or Married filing separately, \$12,550 • Married filing jointly or Qualifying widow(er), \$25,100 • Head of household, \$18,800 • If you checked any box under Standard Deduction, see instructions.	12a Standard deduction or itemized deductions (from Schedule A)	12a	25,100.
	b Charitable contributions if you take the standard deduction (see instructions)	12b	600.
	c Add lines 12a and 12b	12c	25,700.
	13 Qualified business income deduction from Form 8995 or Form 8995-A	13	
	14 Add lines 12c and 13	14	25,700.
	15 Taxable income. Subtract line 14 from line 11. If zero or less, enter -0-	15	103,635.

16	Tax (see instructions). Check if any from Form(s): 1 <input type="checkbox"/> 8814 2 <input type="checkbox"/> 4972 3 <input type="checkbox"/>	16	14,297.
17	Amount from Schedule 2, line 3	17	
18	Add lines 16 and 17	18	14,297.
19	Nonrefundable child tax credit or credit for other dependents from Schedule 8812	19	500.
20	Amount from Schedule 3, line 8	20	7,500.
21	Add lines 19 and 20	21	8,000.
22	Subtract line 21 from line 18. If zero or less, enter -0-	22	6,297.
23	Other taxes, including self-employment tax, from Schedule 2, line 21	23	0.
24	Add lines 22 and 23. This is your total tax	24	6,297.
25	Federal income tax withheld from:		
a	Form(s) W-2	25a	15,302.
b	Form(s) 1099	25b	
c	Other forms (see instructions)	25c	
d	Add lines 25a through 25c	25d	15,302.
26	2021 estimated tax payments and amount applied from 2020 return	26	
27a	Earned income credit (EIC) No	27a	
	Check here if you were born after January 1, 1998, and before January 2, 2004, and you satisfy all the other requirements for taxpayers who are at least age 18, to claim the EIC. See instructions <input type="checkbox"/>		
b	Nontaxable combat pay election	27b	
c	Prior year (2019) earned income	27c	
28	Refundable child tax credit or additional child tax credit from Schedule 8812	28	1,500.
29	American opportunity credit from Form 8863, line 8	29	
30	Recovery rebate credit. See instructions	30	
31	Amount from Schedule 3, line 15	31	
32	Add lines 27a and 28 through 31. These are your total other payments and refundable credits	32	1,500.
33	Add lines 25d, 26, and 32. These are your total payments	33	16,802.
34	If line 33 is more than line 24, subtract line 24 from line 33. This is the amount you overpaid	34	10,505.
35a	Amount of line 34 you want refunded to you . If Form 8888 is attached, check here <input type="checkbox"/>	35a	10,505.
▶ b	Routing number: 1 1 1 0 0 0 0 2 5	▶ c	Type: <input checked="" type="checkbox"/> Checking <input type="checkbox"/> Savings
▶ d	Account number: 4 8 8 0 1 8 1 7 6 7 1 3		
36	Amount of line 34 you want applied to your 2022 estimated tax	36	
37	Amount you owe. Subtract line 33 from line 24. For details on how to pay, see instructions	37	
38	Estimated tax penalty (see instructions)	38	

If you have a qualifying child, attach Sch. EIC.

Refund

Direct deposit? See instructions.

Amount You Owe

Third Party Designee

Do you want to allow another person to discuss this return with the IRS? See instructions Yes. Complete below. No

Designee's name _____ Phone no. _____ Personal identification number (PIN) _____

Sign Here

Under penalties of perjury, I declare that I have examined this return and accompanying schedules and statements, and to the best of my knowledge and belief, they are true, correct, and complete. Declaration of preparer (other than taxpayer) is based on all information of which preparer has any knowledge.

Joint return? See instructions. Keep a copy for your records.

Your signature 	Date 03/30/22	Your occupation IT	If the IRS sent you an Identity Protection PIN, enter it here (see inst.)
Spouse's signature. If a joint return, both must sign. 	Date 3/20/22	Spouse's occupation HOUSE WIFE	If the IRS sent your spouse an Identity Protection PIN, enter it here (see inst.)
Phone no. (469) 619-7759	Email address BVEDHAPURI@GMAIL.COM		

Paid Preparer Use Only

Preparer's name SYAM PRIYA RAM SAGAR GUPTA TALLAM	Preparer's signature SYAM PRIYA RAM SAGAR GUPTA TALLAM	Date 03/30/2022	PTIN P02082703	Check if: <input type="checkbox"/> Self-employed
Firm's name ▶ GLOBAL TAXES LLC	Firm's address ▶ 2530 Pebble Creek Ln Cumming GA 30041			Phone no. (678) 965-9522
				Firm's EIN ▶ 30-1017196

SCHEDULE 1
(Form 1040)

Department of the Treasury
Internal Revenue Service

Additional Income and Adjustments to Income

▶ Attach to Form 1040, 1040-SR, or 1040-NR.
▶ Go to www.irs.gov/Form1040 for instructions and the latest information.

OMB No. 1545-0074

2021
Attachment
Sequence No. **01**

Name(s) shown on Form 1040, 1040-SR, or 1040-NR

BALAMURUGAN VEDHAPURI & ANITHA SOUNDARARAJAN

Your social security number

633-19-1607

Part I Additional Income

1	Taxable refunds, credits, or offsets of state and local income taxes		1	
2a	Alimony received		2a	
b	Date of original divorce or separation agreement (see instructions) ▶ _____			
3	Business income or (loss). Attach Schedule C		3	
4	Other gains or (losses). Attach Form 4797		4	
5	Rental real estate, royalties, partnerships, S corporations, trusts, etc. Attach Schedule E		5	-12,497.
6	Farm income or (loss). Attach Schedule F		6	
7	Unemployment compensation		7	
8	Other income:			
a	Net operating loss	8a ()		
b	Gambling income	8b		
c	Cancellation of debt	8c		
d	Foreign earned income exclusion from Form 2555	8d ()		
e	Taxable Health Savings Account distribution	8e		
f	Alaska Permanent Fund dividends	8f		
g	Jury duty pay	8g		
h	Prizes and awards	8h		
i	Activity not engaged in for profit income	8i		
j	Stock options	8j		
k	Income from the rental of personal property if you engaged in the rental for profit but were not in the business of renting such property	8k		
l	Olympic and Paralympic medals and USOC prize money (see instructions)	8l		
m	Section 951(a) inclusion (see instructions)	8m		
n	Section 951A(a) inclusion (see instructions)	8n		
o	Section 461(l) excess business loss adjustment	8o		
p	Taxable distributions from an ABL account (see instructions)	8p		
z	Other income. List type and amount ▶ _____	8z		
9	Total other income. Add lines 8a through 8z		9	
10	Combine lines 1 through 7 and 9. Enter here and on Form 1040, 1040-SR, or 1040-NR, line 8		10	-12,497.

For Paperwork Reduction Act Notice, see your tax return instructions.

Part II Adjustments to Income

11	Educator expenses		11	
12	Certain business expenses of reservists, performing artists, and fee-basis government officials. Attach Form 2106		12	
13	Health savings account deduction. Attach Form 8889		13	
14	Moving expenses for members of the Armed Forces. Attach Form 3903		14	
15	Deductible part of self-employment tax. Attach Schedule SE		15	
16	Self-employed SEP, SIMPLE, and qualified plans		16	
17	Self-employed health insurance deduction		17	
18	Penalty on early withdrawal of savings		18	
19a	Alimony paid		19a	
b	Recipient's SSN ▶ _____			
c	Date of original divorce or separation agreement (see instructions) ▶ _____			
20	IRA deduction		20	
21	Student loan interest deduction		21	
22	Reserved for future use		22	
23	Archer MSA deduction		23	
24	Other adjustments:			
a	Jury duty pay (see instructions)	24a		
b	Deductible expenses related to income reported on line 8k from the rental of personal property engaged in for profit	24b		
c	Nontaxable amount of the value of Olympic and Paralympic medals and USOC prize money reported on line 8l	24c		
d	Reforestation amortization and expenses	24d		
e	Repayment of supplemental unemployment benefits under the Trade Act of 1974	24e		
f	Contributions to section 501(c)(18)(D) pension plans	24f		
g	Contributions by certain chaplains to section 403(b) plans	24g		
h	Attorney fees and court costs for actions involving certain unlawful discrimination claims (see instructions)	24h		
i	Attorney fees and court costs you paid in connection with an award from the IRS for information you provided that helped the IRS detect tax law violations	24i		
j	Housing deduction from Form 2555	24j		
k	Excess deductions of section 67(e) expenses from Schedule K-1 (Form 1041)	24k		
z	Other adjustments. List type and amount ▶ _____	24z		
25	Total other adjustments. Add lines 24a through 24z		25	
26	Add lines 11 through 23 and 25. These are your adjustments to income . Enter here and on Form 1040 or 1040-SR, line 10, or Form 1040-NR, line 10a		26	

**SCHEDULE 3
(Form 1040)**

Department of the Treasury
Internal Revenue Service

Additional Credits and Payments

▶ Attach to Form 1040, 1040-SR, or 1040-NR.
▶ Go to www.irs.gov/Form1040 for instructions and the latest information.

OMB No. 1545-0074

2021
Attachment
Sequence No. **03**

Name(s) shown on Form 1040, 1040-SR, or 1040-NR

BALAMURUGAN VEDHAPURI & ANITHA SOUNDARARAJAN

Your social security number

633-19-1607

Part I Nonrefundable Credits

1	Foreign tax credit. Attach Form 1116 if required	1	
2	Credit for child and dependent care expenses from Form 2441, line 11. Attach Form 2441	2	
3	Education credits from Form 8863, line 19	3	
4	Retirement savings contributions credit. Attach Form 8880	4	
5	Residential energy credits. Attach Form 5695	5	
6	Other nonrefundable credits:		
a	General business credit. Attach Form 3800	6a	
b	Credit for prior year minimum tax. Attach Form 8801	6b	
c	Adoption credit. Attach Form 8839	6c	
d	Credit for the elderly or disabled. Attach Schedule R	6d	
e	Alternative motor vehicle credit. Attach Form 8910	6e	
f	Qualified plug-in motor vehicle credit. Attach Form 8936	6f	7,500.
g	Mortgage interest credit. Attach Form 8396	6g	
h	District of Columbia first-time homebuyer credit. Attach Form 8859	6h	
i	Qualified electric vehicle credit. Attach Form 8834	6i	
j	Alternative fuel vehicle refueling property credit. Attach Form 8911	6j	
k	Credit to holders of tax credit bonds. Attach Form 8912	6k	
l	Amount on Form 8978, line 14. See instructions	6l	
z	Other nonrefundable credits. List type and amount ▶ _____	6z	
7	Total other nonrefundable credits. Add lines 6a through 6z	7	7,500.
8	Add lines 1 through 5 and 7. Enter here and on Form 1040, 1040-SR, or 1040-NR, line 20	8	7,500.

(continued on page 2)

Part II Other Payments and Refundable Credits

9	Net premium tax credit. Attach Form 8962		9	
10	Amount paid with request for extension to file (see instructions)		10	
11	Excess social security and tier 1 RRTA tax withheld		11	
12	Credit for federal tax on fuels. Attach Form 4136		12	
13	Other payments or refundable credits:			
a	Form 2439	13a		
b	Qualified sick and family leave credits from Schedule(s) H and Form(s) 7202 for leave taken before April 1, 2021	13b		
c	Health coverage tax credit from Form 8885	13c		
d	Credit for repayment of amounts included in income from earlier years	13d		
e	Reserved for future use	13e		
f	Deferred amount of net 965 tax liability (see instructions)	13f		
g	Credit for child and dependent care expenses from Form 2441, line 10. Attach Form 2441	13g		
h	Qualified sick and family leave credits from Schedule(s) H and Form(s) 7202 for leave taken after March 31, 2021	13h		
z	Other payments or refundable credits. List type and amount ► _____	13z		
14	Total other payments or refundable credits. Add lines 13a through 13z		14	
15	Add lines 9 through 12 and 14. Enter here and on Form 1040, 1040-SR, or 1040-NR, line 31		15	

**SCHEDULE E
(Form 1040)**

Supplemental Income and Loss
(From rental real estate, royalties, partnerships, S corporations, estates, trusts, REMICs, etc.)

OMB No. 1545-0074

2021
Attachment
Sequence No. **13**

Department of the Treasury
Internal Revenue Service (99)

▶ **Attach to Form 1040, 1040-SR, 1040-NR, or 1041.**
▶ **Go to www.irs.gov/ScheduleE for instructions and the latest information.**

Name(s) shown on return

Your social security number
633-19-1607

BALAMURUGAN VEDHAPURI & ANITHA SOUNDARARAJAN

Part I Income or Loss From Rental Real Estate and Royalties Note: If you are in the business of renting personal property, use **Schedule C**. See instructions. If you are an individual, report farm rental income or loss from **Form 4835** on page 2, line 40.

A Did you make any payments in 2021 that would require you to file Form(s) 1099? See instructions Yes No
B If "Yes," did you or will you file required Form(s) 1099? Yes No

1a	Physical address of each property (street, city, state, ZIP code)
A	6395 PINE BLUFF DR CUMMING GA 30040-4823
B	
C	

1b	Type of Property (from list below)	2 For each rental real estate property listed above, report the number of fair rental and personal use days. Check the QJV box only if you meet the requirements to file as a qualified joint venture. See instructions.	Fair Rental Days	Personal Use Days	QJV
A	3		365	0	<input type="checkbox"/>
B					<input type="checkbox"/>
C					<input type="checkbox"/>

Type of Property:

- 1 Single Family Residence 3 Vacation/Short-Term Rental 5 Land 7 Self-Rental
- 2 Multi-Family Residence 4 Commercial 6 Royalties 8 Other (describe)

Income:	Properties:	A	B	C
3 Rents received	3	620.		
4 Royalties received	4			

Expenses:

5 Advertising	5			
6 Auto and travel (see instructions)	6			
7 Cleaning and maintenance	7			
8 Commissions.	8			
9 Insurance	9			
10 Legal and other professional fees	10			
11 Management fees	11			
12 Mortgage interest paid to banks, etc. (see instructions)	12	8,312.		
13 Other interest.	13			
14 Repairs.	14			
15 Supplies	15			
16 Taxes	16	4,805.		
17 Utilities.	17			
18 Depreciation expense or depletion	18			
19 Other (list) ▶	19			
20 Total expenses. Add lines 5 through 19	20	13,117.		
21 Subtract line 20 from line 3 (rents) and/or 4 (royalties). If result is a (loss), see instructions to find out if you must file Form 6198	21	-12,497.		
22 Deductible rental real estate loss after limitation, if any, on Form 8582 (see instructions)	22	(12,497.)		

23a Total of all amounts reported on line 3 for all rental properties	23a	620.	
b Total of all amounts reported on line 4 for all royalty properties	23b		
c Total of all amounts reported on line 12 for all properties	23c	8,312.	
d Total of all amounts reported on line 18 for all properties	23d		
e Total of all amounts reported on line 20 for all properties	23e	13,117.	

24 Income. Add positive amounts shown on line 21. Do not include any losses	24	
25 Losses. Add royalty losses from line 21 and rental real estate losses from line 22. Enter total losses here	25	(12,497.)
26 Total rental real estate and royalty income or (loss). Combine lines 24 and 25. Enter the result here. If Parts II, III, IV, and line 40 on page 2 do not apply to you, also enter this amount on Schedule 1 (Form 1040), line 5. Otherwise, include this amount in the total on line 41 on page 2	26	-12,497.

For Paperwork Reduction Act Notice, see the separate instructions.

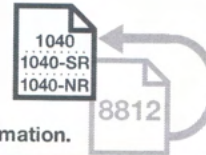
NPA

-12,497.

Schedule E (Form 1040) 2021

**SCHEDULE 8812
(Form 1040)**

**Credits for Qualifying Children
and Other Dependents**



OMB No. 1545-0074

2021

Attachment
Sequence No. **47**

Department of the Treasury
Internal Revenue Service (99)

▶ Attach to Form 1040, 1040-SR, or 1040-NR.
▶ Go to www.irs.gov/Schedule8812 for instructions and the latest information.

Name(s) shown on return

BALAMURUGAN VEDHAPURI & ANITHA SOUNDARARAJAN

Your social security number
633-19-1607

Part I-A Child Tax Credit and Credit for Other Dependents

1	Enter the amount from line 11 of your Form 1040, 1040-SR, or 1040-NR		1	129,335.
2a	Enter income from Puerto Rico that you excluded	2a		
b	Enter the amounts from lines 45 and 50 of your Form 2555	2b	0.	
c	Enter the amount from line 15 of your Form 4563	2c		
d	Add lines 2a through 2c	2d		0.
3	Add lines 1 and 2d	3		129,335.
4a	Number of qualifying children under age 18 with the required social security number	4a	1.	
b	Number of children included on line 4a who were under age 6 at the end of 2021	4b	0.	
c	Subtract line 4b from line 4a	4c	1.	
5	If line 4a is more than zero, enter the amount from the Line 5 Worksheet ; otherwise, enter -0-	5		3,000.
6	Number of other dependents, including any qualifying children who are not under age 18 or who do not have the required social security number	6	1.	
Caution: Do not include yourself, your spouse, or anyone who is not a U.S. citizen, U.S. national, or U.S. resident alien. Also, do not include anyone you included on line 4a.				
7	Multiply line 6 by \$500	7		500.
8	Add lines 5 and 7	8		3,500.
9	Enter the amount shown below for your filing status. • Married filing jointly—\$400,000 } • All other filing statuses—\$200,000 }	9		400,000.
10	Subtract line 9 from line 3. • If zero or less, enter -0-. • If more than zero and not a multiple of \$1,000, enter the next multiple of \$1,000. For example, if the result is \$425, enter \$1,000; if the result is \$1,025, enter \$2,000, etc. }	10		0.
11	Multiply line 10 by 5% (0.05)	11		0.
12	Subtract line 11 from line 8. If zero or less, enter -0-	12		3,500.
13	Check all the boxes that apply to you (or your spouse if married filing jointly). A Check here if you (or your spouse if married filing jointly) had a principal place of abode in the United States for more than half of 2021 <input checked="" type="checkbox"/> B Check here if you (or your spouse if married filing jointly) were a bona fide resident of Puerto Rico for 2021 <input type="checkbox"/>			

Part I-B Filers Who Check a Box on Line 13

Caution: If you did not check a box on line 13, do not complete Part I-B; instead, skip to Part I-C.

14a	Enter the smaller of line 7 or line 12	14a		500.
b	Subtract line 14a from line 12	14b		3,000.
c	If line 14a is zero, enter -0-; otherwise, enter the amount from the Credit Limit Worksheet A	14c		6,797.
d	Enter the smaller of line 14a or line 14c	14d		500.
e	Add lines 14b and 14d	14e		3,500.
f	Enter the aggregate amount of advance child tax credit payments you (and your spouse if filing jointly) received for 2021. See your Letter(s) 6419 for the amounts to include on this line. If you are missing Letter 6419, see the instructions before entering an amount on this line. If you didn't receive any advance child tax credit payments for 2021, enter -0-	14f		1,500.
Caution: If the amount on this line doesn't match the aggregate amounts reported to you (and your spouse if filing jointly) on your Letter(s) 6419, the processing of your return will be delayed.				
g	Subtract line 14f from line 14e. If zero or less, enter -0- on lines 14g through 14i and go to Part III	14g		2,000.
h	Enter the smaller of line 14d or line 14g. This is your credit for other dependents. Enter this amount on line 19 of your Form 1040, 1040-SR, or 1040-NR	14h		500.
i	Subtract line 14h from line 14g. This is your refundable child tax credit. Enter this amount on line 28 of your Form 1040, 1040-SR, or 1040-NR	14i		1,500.

For Paperwork Reduction Act Notice, see your tax return instructions.

BAA

REV 03/19/22 PRO

Schedule 8812 (Form 1040) 2021

Part I-C Filers Who Do Not Check a Box on Line 13

Caution: If you checked a box on line 13, do not complete Part I-C.

15a	Enter the amount from the Credit Limit Worksheet A	15a	
b	Enter the smaller of line 12 or line 15a	15b	
	Additional child tax credit. Complete Parts II-A through II-C if you meet each of the following items.		
	1. You are not filing Form 2555.		
	2. Line 4a is more than zero.		
	3. Line 12 is more than line 15a.		
c	If you completed Parts II-A through II-C, enter the amount from line 27; otherwise, enter -0-	15c	
d	Add lines 15b and 15c	15d	
e	Enter the aggregate amount of advance child tax credit payments you (and your spouse if filing jointly) received for 2021. See your Letter(s) 6419 for the amounts to include on this line. If you are missing Letter 6419, see the instructions before entering an amount on this line. If you didn't receive any advance child tax credit payments for 2021, enter -0-	15e	
	Caution: If the amount on this line doesn't match the aggregate amounts reported to you (and your spouse if filing jointly) on your Letter(s) 6419, the processing of your return will be delayed.		
f	Subtract line 15e from line 15d. If zero or less, enter -0- on lines 15f through 15h and go to Part III	15f	
g	Enter the smaller of line 15b or line 15f. This is your nonrefundable child tax credit and credit for other dependents. Enter this amount on line 19 of your Form 1040, 1040-SR, or 1040-NR.	15g	
h	Subtract line 15g from line 15f. This is your additional child tax credit. Enter this amount on line 28 of your Form 1040, 1040-SR, or 1040-NR.	15h	

Part II-A Additional Child Tax Credit (use only if completing Part I-C)

Caution: If you file Form 2555, do not complete Parts II-A through II-C; you cannot claim the additional child tax credit.

Caution: If you checked a box on line 13, do not complete Parts II-A through II-C; you cannot claim the additional child tax credit.

16a	Subtract line 15b from line 12. If zero, skip Parts II-A and II-B and enter -0- on line 27	16a	
b	Number of qualifying children under 18 with the required social security number: _____ x \$1,400. Enter the result. If zero, skip Parts II-A and II-B and enter -0- on line 27	16b	
	TIP: The number of children you use for this line is the same as the number of children you used for line 4a.		
17	Enter the smaller of line 16a or line 16b	17	
18a	Earned income (see instructions)	18a	
b	Nontaxable combat pay (see instructions)	18b	
19	Is the amount on line 18a more than \$2,500? <input type="checkbox"/> No. Leave line 19 blank and enter -0- on line 20. <input type="checkbox"/> Yes. Subtract \$2,500 from the amount on line 18a. Enter the result	19	
20	Multiply the amount on line 19 by 15% (0.15) and enter the result Next. On line 16b, is the amount \$4,200 or more? <input type="checkbox"/> No. If line 20 is zero, enter -0- on line 15c. Otherwise, skip Part II-B and enter the smaller of line 17 or line 20 on line 27. <input type="checkbox"/> Yes. If line 20 is equal to or more than line 17, skip Part II-B and enter the amount from line 17 on line 27. Otherwise, go to line 21.	20	

Part II-B Certain Filers Who Have Three or More Qualifying Children

21	Withheld social security, Medicare, and Additional Medicare taxes from Form(s) W-2, boxes 4 and 6. If married filing jointly, include your spouse's amounts with yours. If your employer withheld or you paid Additional Medicare Tax or tier 1 RRTA taxes, see instructions	21	
22	Enter the total of the amounts from Schedule 1 (Form 1040), line 15; Schedule 2 (Form 1040), line 5; Schedule 2 (Form 1040), line 6; and Schedule 2 (Form 1040), line 13	22	
23	Add lines 21 and 22	23	
24	1040 and 1040-SR filers: Enter the total of the amounts from Form 1040 or 1040-SR, line 27a, and Schedule 3 (Form 1040), line 11. 1040-NR filers: Enter the amount from Schedule 3 (Form 1040), line 11.	24	
25	Subtract line 24 from line 23. If zero or less, enter -0-	25	
26	Enter the larger of line 20 or line 25 Next, enter the smaller of line 17 or line 26 on line 27.	26	

Part II-C Additional Child Tax Credit

27	Enter this amount on line 15c	27	
-----------	---	-----------	--

Part III Additional Tax (use only if line 14g or line 15f, whichever applies, is zero)

28a	Enter the amount from line 14f or line 15e, whichever applies	28a	
b	Enter the amount from line 14e or line 15d, whichever applies	28b	
29	Excess advance child tax credit payments. Subtract line 28b from line 28a. If zero, stop; you do not owe the additional tax	29	
30	Enter the number of qualifying children taken into account in determining the annual advance amount you received for 2021. See your Letter 6419 for this number. If you are missing your Letter 6419, you are filing a joint return, or you received more than one Letter 6419, see the instructions before entering a number on this line Caution: If the amount on this line doesn't match the number of qualifying children reported to you (and your spouse if filing jointly) on your Letter(s) 6419, the processing of your return will be delayed.	30	
31	Enter the smaller of line 4a or line 30	31	
32	Subtract line 31 from line 30. If zero, skip to line 40 and enter the amount from line 29; otherwise, continue to line 33	32	
33	Enter the amount shown below for your filing status. <ul style="list-style-type: none"> • Married filing jointly or Qualifying widow(er)—\$60,000 • Head of household—\$50,000 • All other filing statuses—\$40,000 	33	
34	Subtract line 33 from line 3. If zero or less, enter -0-	34	
35	Enter the amount from line 33	35	
36	Divide line 34 by line 35. Enter the result as a decimal (rounded to at least three places). If the result is 1.000 or more, enter 1.000	36	
37	Multiply line 32 by \$2,000	37	
38	Multiply line 37 by line 36	38	
39	Subtract line 38 from line 37	39	
40	Subtract line 39 from line 29. If zero or less, enter -0-. This is your additional tax. If more than zero, enter this amount on Schedule 2 (Form 1040), line 19	40	

Qualified Plug-in Electric Drive Motor Vehicle Credit
(Including Qualified Two-Wheeled Plug-in Electric Vehicles)

OMB No. 1545-2137

▶ Attach to your tax return.

▶ Go to www.irs.gov/Form8936 for instructions and the latest information.

Attachment
 Sequence No. **69**

Name(s) shown on return

BALAMURUGAN VEDHAPURI & ANITHA SOUNDARARAJAN

Identifying number

633-19-1607

Note:

- Use this form to claim the credit for certain plug-in electric vehicles.
- Claim the credit for certain alternative motor vehicles on Form 8910.

Part I Tentative Credit

Use a separate column for each vehicle. If you need more columns, use additional Forms 8936 and include the totals on lines 12 and 19.

		(a) Vehicle 1 2021	(b) Vehicle 2
1	Year, make, and model of vehicle	1 TESLA Y	
2	Vehicle identification number (see instructions)	2 5YJYGAE9MF131458	
3	Enter date vehicle was placed in service (MM/DD/YYYY)	3 03/16/2021	
4a	If the vehicle is a two-wheeled vehicle, enter the cost of the vehicle. If the vehicle has at least four wheels, see instructions	4a 7,500.	
b	Phase-out percentage (see instructions)	4b 100.00 %	%
c	Tentative credit. Multiply line 4a by line 4b	4c 7,500.	

Next: If you did NOT use your vehicle for business or investment purposes and did not have a credit from a partnership or S corporation, skip Part II and go to Part III. All others, go to Part II.

Part II Credit for Business/Investment Use Part of Vehicle

5	Business/investment use percentage (see instructions)	5	%	%
6	Multiply line 4c by line 5. If the vehicle has at least four wheels, leave lines 7 through 10 blank and go to line 11	6		
7	Section 179 expense deduction (see instructions)	7		
8	Subtract line 7 from line 6	8		
9	Multiply line 8 by 10% (0.10)	9		
10	Maximum credit per vehicle	10	2,500	2,500
11	For vehicles with four or more wheels, enter the amount from line 6. If the vehicle is a two-wheeled vehicle, enter the smaller of line 9 or line 10	11		
12	Add columns (a) and (b) on line 11	12		
13	Qualified plug-in electric drive motor vehicle credit from partnerships and S corporations (see instructions)	13		
14	Business/investment use part of credit. Add lines 12 and 13. Partnerships and S corporations, stop here and report this amount on Schedule K. All others, report this amount on Form 3800, Part III, line 1y	14		

Note: Complete Part III to figure any credit for the personal use part of the vehicle.

Part III Credit for Personal Use Part of Vehicle

		(a) Vehicle 1	(b) Vehicle 2
15	If you skipped Part II, enter the amount from line 4c. If you completed Part II, subtract line 6 from line 4c. If the vehicle has at least four wheels, leave lines 16 and 17 blank and go to line 18	7,500.	
16	Multiply line 15 by 10% (0.10)		
17	Maximum credit per vehicle. If you skipped Part II, enter \$2,500. If you completed Part II, subtract line 11 from line 10		
18	For vehicles with four or more wheels, enter the amount from line 15. If the vehicle is a two-wheeled vehicle, enter the smaller of line 16 or line 17	7,500.	
19	Add columns (a) and (b) on line 18		7,500.
20	Enter the amount from Form 1040, 1040-SR, or 1040-NR, line 18		14,297.
21	Personal credits from Form 1040, 1040-SR, or 1040-NR (see instructions)		
22	Subtract line 21 from line 20. If zero or less, enter -0- and stop here. You cannot claim the personal use part of the credit		14,297.
23	Personal use part of credit. Enter the smaller of line 19 or line 22 here and on Schedule 3 (Form 1040), line 6f. If line 22 is smaller than line 19, see instructions		7,500.

Paid Preparer's Due Diligence Checklist

*Earned Income Credit (EIC), American Opportunity Tax Credit (AOTC),
Child Tax Credit (CTC) (including the Additional Child Tax Credit (ACTC) and
Credit for Other Dependents (ODC)), and Head of Household (HOH) Filing Status*

► **To be completed by preparer and filed with Form 1040, 1040-SR, 1040-NR, 1040-PR, or 1040-SS.**
► **Go to www.irs.gov/Form8867 for instructions and the latest information.**

Taxpayer name(s) shown on return

Taxpayer identification number

BALAMURUGAN VEDHAPURI & ANITHA SOUNDARARAJAN

633-19-1607

Enter preparer's name and PTIN

SYAM PRIYA RAM SAGAR GUPTA TALLAM

P02082703

Part I Due Diligence Requirements

Please check the appropriate box for the credit(s) and/or HOH filing status claimed on the return and complete the related Parts I-V for the benefit(s) claimed (check all that apply). EIC CTC/ACTC/ODC AOTC HOH

	Yes	No	N/A
1 Did you complete the return based on information for the applicable tax year provided by the taxpayer or reasonably obtained by you? (See instructions if relying on prior year earned income.)	<input checked="" type="checkbox"/>	<input type="checkbox"/>	
2 If credits are claimed on the return, did you complete the applicable EIC and/or CTC/ACTC/ODC worksheets found in the Form 1040, 1040-SR, 1040-NR, 1040-PR, 1040-SS, or Schedule 8812 (Form 1040) instructions, and/or the AOTC worksheet found in the Form 8863 instructions, or your own worksheet(s) that provides the same information, and all related forms and schedules for each credit claimed?	<input checked="" type="checkbox"/>	<input type="checkbox"/>	<input type="checkbox"/>
3 Did you satisfy the knowledge requirement? To meet the knowledge requirement, you must do both of the following. • Interview the taxpayer, ask questions, and contemporaneously document the taxpayer's responses to determine that the taxpayer is eligible to claim the credit(s) and/or HOH filing status. • Review information to determine that the taxpayer is eligible to claim the credit(s) and/or HOH filing status and to figure the amount(s) of any credit(s)	<input checked="" type="checkbox"/>	<input type="checkbox"/>	
4 Did any information provided by the taxpayer or a third party for use in preparing the return, or information reasonably known to you, appear to be incorrect, incomplete, or inconsistent? (If "Yes," answer questions 4a and 4b. If "No," go to question 5.)	<input type="checkbox"/>	<input checked="" type="checkbox"/>	
a Did you make reasonable inquiries to determine the correct, complete, and consistent information?	<input type="checkbox"/>	<input type="checkbox"/>	
b Did you contemporaneously document your inquiries? (Documentation should include the questions you asked, whom you asked, when you asked, the information that was provided, and the impact the information had on your preparation of the return.)	<input type="checkbox"/>	<input type="checkbox"/>	
5 Did you satisfy the record retention requirement? To meet the record retention requirement, you must keep a copy of your documentation referenced in question 4b, a copy of this Form 8867, a copy of any applicable worksheet(s), a record of how, when, and from whom the information used to prepare Form 8867 and any applicable worksheet(s) was obtained, and a copy of any document(s) provided by the taxpayer that you relied on to determine eligibility for the credit(s) and/or HOH filing status or to figure the amount(s) of the credit(s) List those documents provided by the taxpayer, if any, that you relied on: _____ _____ _____	<input checked="" type="checkbox"/>	<input type="checkbox"/>	
6 Did you ask the taxpayer whether he/she could provide documentation to substantiate eligibility for the credit(s) and/or HOH filing status and the amount(s) of any credit(s) claimed on the return if his/her return is selected for audit?	<input checked="" type="checkbox"/>	<input type="checkbox"/>	
7 Did you ask the taxpayer if any of these credits were disallowed or reduced in a previous year? (If credits were disallowed or reduced, go to question 7a; if not, go to question 8.)	<input checked="" type="checkbox"/>	<input type="checkbox"/>	<input type="checkbox"/>
a Did you complete the required recertification Form 8862?	<input type="checkbox"/>	<input type="checkbox"/>	<input type="checkbox"/>
8 If the taxpayer is reporting self-employment income, did you ask questions to prepare a complete and correct Schedule C (Form 1040)?	<input type="checkbox"/>	<input type="checkbox"/>	<input type="checkbox"/>

Part II Due Diligence Questions for Returns Claiming EIC (If the return does not claim EIC, go to Part III.)

	Yes	No	N/A
9a Have you determined that the taxpayer is eligible to claim the EIC for the number of qualifying children claimed, or is eligible to claim the EIC without a qualifying child? (If the taxpayer is claiming the EIC and does not have a qualifying child, go to question 10.)	<input type="checkbox"/>	<input type="checkbox"/>	
b Did you ask the taxpayer if the child lived with the taxpayer for over half of the year, even if the taxpayer has supported the child the entire year?	<input type="checkbox"/>	<input type="checkbox"/>	
c Did you explain to the taxpayer the rules about claiming the EIC when a child is the qualifying child of more than one person (tiebreaker rules)?	<input type="checkbox"/>	<input type="checkbox"/>	<input type="checkbox"/>

Part III Due Diligence Questions for Returns Claiming CTC/ACTC/ODC (If the return does not claim CTC, ACTC, or ODC, go to Part IV.)

	Yes	No	N/A
10 Have you determined that each qualifying person for the CTC/ACTC/ODC is the taxpayer's dependent who is a citizen, national, or resident of the United States?	<input checked="" type="checkbox"/>	<input type="checkbox"/>	
11 Did you explain to the taxpayer that he/she may not claim the CTC/ACTC if the child has not lived with the taxpayer for over half of the year, even if the taxpayer has supported the child, unless the child's custodial parent has released a claim to exemption for the child?	<input checked="" type="checkbox"/>	<input type="checkbox"/>	<input type="checkbox"/>
12 Did you explain to the taxpayer the rules about claiming the CTC/ACTC/ODC for a child of divorced or separated parents (or parents who live apart), including any requirement to attach a Form 8332 or similar statement to the return?	<input checked="" type="checkbox"/>	<input type="checkbox"/>	<input type="checkbox"/>

Part IV Due Diligence Questions for Returns Claiming AOTC (If the return does not claim AOTC, go to Part V.)

	Yes	No
13 Did the taxpayer provide substantiation for the credit, such as a Form 1098-T and/or receipts for the qualified tuition and related expenses for the claimed AOTC?	<input type="checkbox"/>	<input type="checkbox"/>

Part V Due Diligence Questions for Claiming HOH (If the return does not claim HOH filing status, go to Part VI.)

	Yes	No
14 Have you determined that the taxpayer was unmarried or considered unmarried on the last day of the tax year and provided more than half of the cost of keeping up a home for the year for a qualifying person?	<input type="checkbox"/>	<input type="checkbox"/>

Part VI Eligibility Certification

- ▶ **You will have complied with all due diligence requirements for claiming the applicable credit(s) and/or HOH filing status on the return of the taxpayer identified above if you:**
 - A. Interview the taxpayer, ask adequate questions, contemporaneously document the taxpayer's responses on the return or in your notes, review adequate information to determine if the taxpayer is eligible to claim the credit(s) and/or HOH filing status and to figure the amount(s) of the credit(s);
 - B. Complete this Form 8867 truthfully and accurately and complete the actions described in this checklist for any applicable credit(s) claimed and HOH filing status, if claimed;
 - C. Submit Form 8867 in the manner required; **and**
 - D. Keep all five of the following records for 3 years from the latest of the dates specified in the Form 8867 instructions under *Document Retention*.
 - 1. A copy of this Form 8867.
 - 2. The applicable worksheet(s) or your own worksheet(s) for any credit(s) claimed.
 - 3. Copies of any documents provided by the taxpayer on which you relied to determine the taxpayer's eligibility for the credit(s) and/or HOH filing status and to figure the amount(s) of the credit(s).
 - 4. A record of how, when, and from whom the information used to prepare this form and the applicable worksheet(s) was obtained.
 - 5. A record of any additional information you relied upon, including questions you asked and the taxpayer's responses, to determine the taxpayer's eligibility for the credit(s) and/or HOH filing status and to figure the amount(s) of the credit(s).
- ▶ **If you have not complied with all due diligence requirements, you may have to pay a penalty for each failure to comply related to a claim of an applicable credit or HOH filing status (see instructions for more information).**

15 Do you certify that all of the answers on this Form 8867 are, to the best of your knowledge, true, correct, and complete?	Yes	No
	<input checked="" type="checkbox"/>	<input type="checkbox"/>



2200411513



Georgia Form 500 (Rev. 08/02/21)

Individual Income Tax Return
Georgia Department of Revenue

2021 (Approved software version)

Page 1

Fiscal Year
Beginning

STATE GA
ISSUED

Fiscal Year
Ending

YOUR DRIVER'S
LICENSE/STATE ID

059284119

YOUR FIRST NAME
1. BALAMURUGAN

MI

YOUR SOCIAL SECURITY NUMBER
633-19-1607

LAST NAME (For Name Change See IT-511 Tax Booklet)
VEDHAPURI

SUFFIX

SPOUSE'S FIRST NAME
ANITHA

MI

SPOUSE'S SOCIAL SECURITY NUMBER
638-27-3608

LAST NAME
SOUNDARARAJAN

SUFFIX

DEPARTMENT USE ONLY

ADDRESS (NUMBER AND STREET or P.O. BOX) (Use 2nd address line for Apt, Suite or Building Number) CHECK IF ADDRESS HAS CHANGED
2. 6395 PINE BLUFF DR

CITY (Please insert a space if the city has multiple names)
3. CUMMING

STATE ZIP CODE
GA 30040

(COUNTRY IF FOREIGN)

4. Enter your Residency Status with the appropriate number 4. 1

Residency Status

1. FULL- YEAR RESIDENT 2. PART- YEAR RESIDENT TO 3. NONRESIDENT

Omit Lines 9 thru 14 and use Form 500 Schedule 3 if you are a part-year or nonresident filer.

5. Enter Filing Status with appropriate letter (See IT-511 Tax Booklet)..... 5. B

Filing Status

A. Single B. Married filing joint C. Married filing separate (Spouse's social security number must be entered above) D. Head of Household or Qualifying Widow(er)

6. Number of exemptions (Check appropriate box(es) and enter total in 6c.) 6a. Yourself X 6b. Spouse X 6c. 2

7a. Number of Dependents (Enter details on Line 7b., and DO NOT include yourself or your spouse)..... 7a. 2



2200411523

YOUR SOCIAL SECURITY NUMBER
633-19-1607

7b. Dependents (If you have more than 4 dependents, attach a list of additional dependents)

First Name, MI. KAVIYA	Last Name BALAMURUGAN
Social Security Number 976-87-3774	Relationship to You DAUGHTER

First Name, MI. AADHAN	Last Name BALAMURUGAN
Social Security Number 512-69-0904	Relationship to You SON

First Name, MI.	Last Name
Social Security Number	Relationship to You

First Name, MI.	Last Name
Social Security Number	Relationship to You

INCOME COMPUTATIONS

If amount on line 8, 9, 10, 13 or 15 is negative, use the minus sign (-). Example -3456.

8. Federal adjusted gross income (From Federal Form 1040).....	8.	129335
(Do not use FEDERAL TAXABLE INCOME) If the amount on Line 8 is \$40,000 or more, or your gross income is less than your W-2s you must include a copy of your Federal Form 1040 Pages 1, 2, and Schedule 1.		
9. Adjustments from Form 500 Schedule 1 (See IT-511 Tax Booklet)	9.	-600
10. Georgia adjusted gross income (Net total of Line 8 and Line 9).....	10.	128735
11. Standard Deduction (Do not use FEDERAL STANDARD DEDUCTION).....	11a.	6000
(See IT-511 Tax Booklet)		
b. Self: 65 or over? Blind? Total x 1,300=.....	11b.	
Spouse: 65 or over? Blind?		
c. Total Standard Deduction (Line 11a + Line 11b).....	11c.	6000
Use EITHER Line 11c OR Line 12c (Do not write on both lines)		
12. Total Itemized Deductions used in computing Federal Taxable Income. If you use itemized deductions, you must include Federal Schedule A.		
a. Federal Itemized Deductions (Schedule A- Form 1040).....	12a.	
b. Less adjustments: (See IT-511 Tax Booklet)	12b.	
c. Georgia Total Itemized Deductions.....	12c.	
13. Subtract either Line 11c or Line 12c from Line 10; enter balance.....	13.	122735



2200411533

YOUR SOCIAL SECURITY NUMBER
 633-19-1607

14a. Enter the number from Line 6c. 2 Multiply by \$2,700 for filing status A or D or multiply by \$3,700 for filing status B or C	14a.	7400
14b. Enter the number from Line 7a. 2 Multiply by \$3,000.....	14b.	6000
14c. Add Lines 14a. and 14b. Enter total	14c.	13400
15a. Income before GA NOL (Line 13 less Line 14c or Schedule 3, Line 14).....	15a.	109335
15b. Georgia NOL utilized (Cannot exceed Line 15a or the amount after applying the 80% limitation, see IT-511 Tax Booklet for more information).....	15b.	
15c. Georgia Taxable Income (Line 15a less Line 15b).....	15c.	109335
16. Tax (Use Tax Table or Tax Rate Schedule in the IT-511 Tax Booklet)	16.	6052
17. Low Income Credit 17a. 17b.	17c.	
18. Other State(s) Tax Credit (Include a copy of the other state(s) return)	18.	
19. Credits used from IND-CR Summary Worksheet	19.	
20. Total Credits Used from Schedule 2 Georgia Tax Credits (must be filed electronically)	20.	
21. Total Credits Used (sum of Lines 17-20) cannot exceed Line 16	21.	0
22. Balance (Line 16 less Line 21) if zero or less than zero	22.	6052

INCOME STATEMENT DETAILS Only enter income on which Georgia tax was withheld. Enter income from W-2s, 1099s, and G2-As on Line 4 GA Wages/Income. For other income statements complete Line 4 using the income reported from **Form G2-RP Line 12 or 13; Form G2-LP Line 11**, or for **Form G2-FL enter zero**.

(INCOME STATEMENT A)				(INCOME STATEMENT B)				(INCOME STATEMENT C)			
1. WITHHOLDING TYPE:				1. WITHHOLDING TYPE:				1. WITHHOLDING TYPE:			
<input checked="" type="checkbox"/> W-2	G2-A	G2-LP		W-2	G2-A	G2-LP		W-2	G2-A	G2-LP	
1099	G2-FL	G2-RP		1099	G2-FL	G2-RP		1099	G2-FL	G2-RP	
2. EMPLOYER/PAYER FEDERAL ID NUMBER (FEIN) <input checked="" type="checkbox"/> SSN				2. EMPLOYER/PAYER FEDERAL ID NUMBER (FEIN) SSN				2. EMPLOYER/PAYER FEDERAL ID NUMBER (FEIN) SSN			
582426265											
3. EMPLOYER/PAYER STATE WITHHOLDING ID				3. EMPLOYER/PAYER STATE WITHHOLDING ID				3. EMPLOYER/PAYER STATE WITHHOLDING ID			
2113988DT											
4. GA WAGES / INCOME				4. GA WAGES / INCOME				4. GA WAGES / INCOME			
141832											
5. GA TAX WITHHELD				5. GA TAX WITHHELD				5. GA TAX WITHHELD			
6805											

PLEASE COMPLETE INCOME STATEMENT DETAILS ON PAGE 4.

PAGES (1-5) ARE REQUIRED FOR PROCESSING

REV 03/22/22 PRO



2200411543

YOUR SOCIAL SECURITY NUMBER
 633-19-1607

Page 4

(INCOME STATEMENT D)

1. WITHHOLDING TYPE:
 W-2 G2-A G2-LP
 1099 G2-FL G2-RP
2. EMPLOYER/PAYER FEDERAL
 ID NUMBER (FEIN) SSN
3. EMPLOYER/PAYER STATE WITHHOLDING ID
4. GA WAGES / INCOME
5. GA TAX WITHHELD

(INCOME STATEMENT E)

1. WITHHOLDING TYPE:
 W-2 G2-A G2-LP
 1099 G2-FL G2-RP
2. EMPLOYER/PAYER FEDERAL
 ID NUMBER (FEIN) SSN
3. EMPLOYER/PAYER STATE WITHHOLDING ID
4. GA WAGES / INCOME
5. GA TAX WITHHELD

(INCOME STATEMENT F)

1. WITHHOLDING TYPE:
 W-2 G2-A G2-LP
 1099 G2-FL G2-RP
2. EMPLOYER/PAYER FEDERAL
 ID NUMBER (FEIN) SSN
3. EMPLOYER/PAYER STATE WITHHOLDING ID
4. GA WAGES / INCOME
5. GA TAX WITHHELD

23.	Georgia Income Tax Withheld on Wages and 1099s (Enter Tax Withheld Only and include W-2s and/or 1099s)	23.	6805
24.	Other Georgia Income Tax Withheld..... (Must include G2-A, G2-FL, G2-LP and/or G2-RP)	24.	
25.	Estimated Tax paid for 2021 and Form IT-560	25.	
26.	Schedule 2B Refundable Tax Credits..... (Cannot be claimed unless filed electronically)	26.	
27.	Total prepayment credits (Add Lines 23, 24, 25 and 26).....	27.	6805
28.	If Line 22 exceeds Line 27, subtract Line 27 from Line 22 and enter balance due.....	28.	
29.	If Line 27 exceeds Line 22, subtract Line 22 from Line 27 and enter overpayment	29.	753
30.	Amount to be credited to 2022 ESTIMATED TAX	30.	0
31.	Georgia Wildlife Conservation Fund (No gift of less than \$1.00).....	31.	
32.	Georgia Fund for Children and Elderly (No gift of less than \$1.00).....	32.	
33.	Georgia Cancer Research Fund (No gift of less than \$1.00)	33.	
34.	Georgia Land Conservation Program (No gift of less than \$1.00).....	34.	
35.	Georgia National Guard Foundation (No gift of less than \$1.00)	35.	
36.	Dog & Cat Sterilization Fund (No gift of less than \$1.00)	36.	
37.	Saving the Cure Fund (No gift of less than \$1.00).....	37.	
38.	Realizing Educational Achievement Can Happen (REACH) Program	38.	
	(No gift of less than \$1.00)		



2200411553

YOUR SOCIAL SECURITY NUMBER
633-19-1607

Page 5

- 39. Public Safety Memorial Grant (No gift of less than \$1.00)..... 39.
- 40. Form 500 UET (Estimated tax penalty) 500 UET exception attached 40.
- 41. (If you owe) Add Lines 28, 31 thru 40 41.
MAKE CHECK PAYABLE TO GEORGIA DEPARTMENT OF REVENUE..

Amount Due Mail To:
 GEORGIA DEPARTMENT OF REVENUE
 PROCESSING CENTER, PO BOX 740399
 ATLANTA, GA 30374-0399


42. (If you are due a refund) Subtract the sum of Lines 30 thru 40 from Line 29
 THIS IS YOUR REFUND..... 42. 753
If you do not enter Direct Deposit information or if you are a first time filer you will be issued a paper check.


42a. Direct Deposit (U.S. Accounts Only)

Type: Checking Savings
 Routing Number 111000025
 Account Number 488018176713

Refund Due Mail To:
 GEORGIA DEPARTMENT OF REVENUE
 PROCESSING CENTER, PO BOX 740380
 ATLANTA, GA 30374-0380

INCLUDE ALL ITEMS IN ENVELOPE, **DO NOT** STAPLE YOUR CHECK, W-2s, OTHER WITHHOLDING DOCUMENTS, OR TAX RETURN.
 I/we declare under the penalties of perjury that I/we have examined this return (including accompanying schedules and statements) and to the best of my/our knowledge and belief, it is true, correct, and complete. If prepared by a person other than the taxpayer(s), this declaration is based on all information of which the preparer has knowledge.


 Taxpayer's Signature (Check box if deceased)


 Spouse's Signature (Check box if deceased)

Taxpayer's Date of Death

Spouse's Date of Death

Taxpayer's Signature Date
 03/30/2022

Taxpayer's Phone Number
 469-619-7759

Spouse's Signature Date
 3/30/2022

By providing my e-mail address I am authorizing the Georgia Department of Revenue to electronically notify me at the below e-mail address regarding any updates to my account(s).

Taxpayer's E-mail Address

I authorize DOR to discuss this return with the named preparer.

SYAM PRIYA RAM SAGAR GUPTA TALLAM
 Signature of Preparer
 Name of Preparer Other Than Taxpayer
 SYAM PRIYA RAM SAGAR GUPT

Preparer's Phone Number
 678-965-9522

Preparer's FEIN
 30-1017196

Preparer's Firm Name
 GLOBAL TAXES LLC

Preparer's SSN/PTIN/SIDN
 P02082703



2207211513

Schedule 1
Adjustments to Income

YOUR SOCIAL SECURITY NUMBER
633-19-1607

2021 (Approved software version)

SCHEDULE 1 ADJUSTMENTS to INCOME BASED on GEORGIA LAW

See IT-511 Tax Booklet

ADDITIONS to INCOME

- 1. Interest on Non-Georgia Municipal and State Bonds 1.
- 2. Lump Sum Distributions 2.
- 3. Reserved..... 3.
- 4. Net operating loss carryover deducted on Federal return..... 4.
- 5. Other (Specify) 5.
- 6. Total Additions (Enter sum of Lines 1-5 here)..... 6.

SUBTRACTION from INCOME

7. Retirement Income Exclusion (See IT-511 Tax Booklet) Complete Schedule 1, page 2 if claiming Retirement Income Exclusion.

a. Self: Date of Birth Date of Disability: Type of Disability:

7a.

b. Spouse: Date of Birth Date of Disability: Type of Disability:

7b.

- 8. Social Security Benefits (Taxable portion from Federal return) 8.
- 9. Path2College 529 Plan 9.
- 10. Interest on United States Obligations (See IT-511 Tax Booklet) 10.
- 11. Reserved 11.

12. Other Adjustments (Specify)

Adjustment	CHARITABLE DED	Amount	600
Adjustment		Amount	
Adjustment		Amount	
Adjustment		Amount	

Total 12. 600

13. Total Subtractions (Enter sum of Lines 7-12 here) 13. 600

14. Net Adjustments (Line 6 less Line 13). Enter Net Total here and on
Line 9 of Page 2 (+ or -) of Form 500 or 500X 14. -600



2207211523

YOUR SOCIAL SECURITY NUMBER
633-19-1607

SCHEDULE 1 RETIREMENT INCOME EXCLUSION

(TAXPAYER)

See IT-511 Tax Booklet
(SPOUSE)

- 1. Salary and wages.....
- 2. Other Earned Income (Losses).....
- 3. Total Earned Income.....
- 4. Maximum Earned Income.....
- 5. Smaller of Line 3 or 4; if zero or less, enter zero
- 6. Interest Income.....
- 7. Dividend Income
- 8. Alimony.....
- 9. Capital Gains (Losses).....
- 10. Other Income (Losses).....
(See IT-511 Tax Booklet)
- 11. Taxable IRA Distributions.....
- 12. Taxable Pensions
- 13. Rental, Royalty, Partnership, S Corp, etc. Income (Losses).....(See IT-511 Tax Booklet)
- 14. Total of Lines 6 through 13; if zero or less, enter zero
- 15. Add Lines 5 and 14
- 16. Maximum Allowable Exclusion*
- 17. Smaller of Lines 15 and 16; enter here and on Form 500, Schedule 1, Lines 7a. & b.....

*If age 62-64 or less than age 62 and permanently disabled enter \$35,000, or if age 65 or older enter \$65,000.