

Gain / Loss report


Saibaba Sundarasetty | 8ceca98b-f437-5aa3-8021-50cc0eb29752 | sundarasettysaibaba@gmail.com

About report

This report includes all taxable activity with realized gains or losses. For US customers, Sells and Converts are taxable events that realize gains. This report does not include taxable events like Staking or Coinbase Earn that result in income. For final tax obligations, please consult your tax advisor.

Summary

Cost Basis Method: **HIFO**

Data source	Long-term	Short-term	Total gains/losses
Coinbase	None	-\$67.66	-\$67.66
 Not Available	None	\$18.33	\$18.33
Total	None	-\$49.32	-\$49.32

Report legend

Short-term

The tax you pay on capital gains or losses depends on how long you hold the asset. If you hold an asset for 1 year or less, you pay the short term capital gains tax rate.

Long-term


The tax you pay on capital gains or losses depends on how long you hold the asset. If you hold an asset for 1 year and 1 day, or longer, you pay the long term capital gains tax rate.

Proceeds

The amount of money you received when you sold your cryptocurrency. If you received USD in exchange for your cryptocurrency then the cash you received is your proceeds. If you exchanged one cryptocurrency for another it will be the dollar value of the crypto you received.

Some data not available

Why?

When you transfer crypto to Coinbase and you acquired it elsewhere, Coinbase does not have a record of the asset's original cost basis and/or date acquired. For these transactions, we indicate that these data points are not available with .



How to treat these transactions




We estimate your gains/losses for these transactions by assuming \$0 cost basis and treating your date received as date acquired. Before filing your taxes, work with your tax professional or follow our guide to prepare these data points to accurately report your gains or losses.


Section 1

Data source: Coinbase

These are taxable transactions incurring realized gains or losses where Coinbase all relevant data points.


Date Sold	Event	Amount	Proceeds	Cost Basis	Long Term	Short Term	Total Gains/Losses
10/21/2021	 Converted from AMP	32.64190685	\$1.59	\$3.00	None	-\$1.41	-\$1.41
Date Acquired (Tax Lots)							
	06/20/2021	10.85422772 AMP	\$0.53	\$1.00	None	-\$0.47	
	06/20/2021	10.89324619 AMP	\$0.53	\$1.00	None	-\$0.47	
	06/20/2021	10.89443294 AMP	\$0.53	\$1.00	None	-\$0.47	
Date Sold	Event	Amount	Proceeds	Cost Basis	Long Term	Short Term	Total Gains/Losses
10/21/2021	 Converted from BOND	0.07881145	\$2.33	\$3.01	None	-\$0.68	-\$0.68
Date Acquired (Tax Lots)							
	07/01/2021	0.02637131 BOND	\$0.78	\$1.00	None	-\$0.22	
	07/01/2021	0.02606883 BOND	\$0.77	\$1.00	None	-\$0.23	
	07/01/2021	0.02637131 BOND	\$0.78	\$1.00	None	-\$0.22	

Date Sold	Event	Amount	Proceeds	Cost Basis	Long Term	Short Term	Total Gains/Losses
10/21/2021	 Converted from BAL	0.13641202	\$3.17	\$3.00	None	\$0.16	\$0.16
Date Acquired (Tax Lots)							
	08/01/2021	0.0454531 BAL	\$1.05	\$1.00	None	\$0.05	
	08/01/2021	0.04547946 BAL	\$1.06	\$1.00	None	\$0.05	
	08/01/2021	0.04547946 BAL	\$1.06	\$1.00	None	\$0.05	
Date Sold	Event	Amount	Proceeds	Cost Basis	Long Term	Short Term	Total Gains/Losses
10/21/2021	 Converted from CLV	2.56410255	\$3.24	\$3.01	None	\$0.23	\$0.23
Date Acquired (Tax Lots)							
	08/01/2021	0.85470085 CLV	\$1.08	\$1.00	None	\$0.08	
	08/01/2021	0.85470085 CLV	\$1.08	\$1.00	None	\$0.08	
	08/01/2021	0.85470085 CLV	\$1.08	\$1.00	None	\$0.08	
Date Sold	Event	Amount	Proceeds	Cost Basis	Long Term	Short Term	Total Gains/Losses
10/21/2021	 Converted from CHZ	9.99999999	\$3.26	\$3.00	None	\$0.26	\$0.26
Date Acquired (Tax Lots)							
	09/20/2021	3.33333333 CHZ	\$1.09	\$1.00	None	\$0.09	
	09/20/2021	3.33333333 CHZ	\$1.09	\$1.00	None	\$0.09	
	09/20/2021	3.33333333 CHZ	\$1.09	\$1.00	None	\$0.09	

Date Sold	Event	Amount	Proceeds	Cost Basis	Long Term	Short Term	Total Gains/Losses
10/21/2021	 Converted from FET	5.34188034	\$3.96	\$3.00	None	\$0.95	\$0.95


Date Acquired (Tax Lots)

08/24/2021	1.78062678 FET	\$1.32	\$1.00	None	\$0.32
08/24/2021	1.78062678 FET	\$1.32	\$1.00	None	\$0.32
08/24/2021	1.78062678 FET	\$1.32	\$1.00	None	\$0.32

Date Sold	Event	Amount	Proceeds	Cost Basis	Long Term	Short Term	Total Gains/Losses
10/21/2021	 Converted from GRT	7.03546031	\$6.08	\$4.00	None	\$2.08	\$2.08


Date Acquired (Tax Lots)

06/20/2021	1.65562914 GRT	\$1.43	\$1.00	None	\$0.43
07/20/2021	2.06143063 GRT	\$1.78	\$1.00	None	\$0.78
06/20/2021	1.65920027 GRT	\$1.43	\$1.00	None	\$0.43
06/20/2021	1.65920027 GRT	\$1.43	\$1.00	None	\$0.43

Date Sold	Event	Amount	Proceeds	Cost Basis	Long Term	Short Term	Total Gains/Losses
10/21/2021	 Converted from COMP	0.03278411	\$10.60	\$9.00	None	\$1.61	\$1.61


Date Acquired (Tax Lots)

06/20/2021	0.01092777 COMP	\$3.53	\$3.00	None	\$0.53
06/20/2021	0.01092817 COMP	\$3.53	\$3.00	None	\$0.54
06/20/2021	0.01092817 COMP	\$3.53	\$3.00	None	\$0.54

Date Sold	Event	Amount	Proceeds	Cost Basis	Long Term	Short Term	Total Gains/Losses
10/21/2021	 Converted from XLM	34.5191424	\$13.41	\$10.00	None	\$3.41	\$3.41


Date Acquired (Tax Lots)

06/20/2021	6.8998113 XLM	\$2.68	\$2.00	None	\$0.68
06/20/2021	6.9065066 XLM	\$2.68	\$2.00	None	\$0.68
06/20/2021	6.8998113 XLM	\$2.68	\$2.00	None	\$0.68
06/20/2021	6.9065066 XLM	\$2.68	\$2.00	None	\$0.68
06/20/2021	6.9065066 XLM	\$2.68	\$2.00	None	\$0.68

Date Sold	Event	Amount	Proceeds	Cost Basis	Long Term	Short Term	Total Gains/Losses
10/24/2021	 Converted from BTC	0.00164924	\$100.40	\$75.17	None	\$25.23	\$25.23


Date Acquired (Tax Lots)

09/15/2021	0.00058827 BTC	\$35.81	\$28.81	None	\$7.00
08/09/2021	0.00084688 BTC	\$51.55	\$39.51	None	\$12.04
07/17/2021	0.00021409 BTC	\$13.03	\$6.85	None	\$6.18

Date Sold	Event	Amount	Proceeds	Cost Basis	Long Term	Short Term	Total Gains/Losses
10/28/2021	 Converted from BTC	0.000393	\$23.02	\$24.90	None	-\$1.88	-\$1.88


Date Acquired (Tax Lots)

10/26/2021	0.000393 BTC	\$23.02	\$24.90	None	-\$1.88
------------	--------------	---------	---------	------	---------

Date Sold	Event	Amount	Proceeds	Cost Basis	Long Term	Short Term	Total Gains/Losses
10/28/2021	 Converted from SHIB	6398026.99655538	\$416.61	\$514.05	None	-\$97.44	-\$97.44


Date Acquired (Tax Lots)

10/28/2021	6109911.98356524 SHIB	\$397.85	\$491.51	None	-\$93.66
10/28/2021	288115.01299014 SHIB	\$18.76	\$22.53	None	-\$3.77

Date Sold	Event	Amount	Proceeds	Cost Basis	Long Term	Short Term	Total Gains/Losses
10/28/2021	 Converted from AUCTION	0.09150992	\$2.99	\$3.00	None	-\$0.01	-\$0.01


Date Acquired (Tax Lots)

10/28/2021	0.03050641 AUCTION	\$1.00	\$1.00	None	-\$0.00
10/28/2021	0.0304971 AUCTION	\$1.00	\$1.00	None	-\$0.00
10/28/2021	0.03050641 AUCTION	\$1.00	\$1.00	None	-\$0.00

Date Sold	Event	Amount	Proceeds	Cost Basis	Long Term	Short Term	Total Gains/Losses
11/04/2021	 Converted from LRC	1.20501285	\$1.31	\$1.47	None	-\$0.16	-\$0.16


Date Acquired (Tax Lots)

11/03/2021	0.4016709476863752 LRC	\$0.44	\$0.49	None	-\$0.05
11/03/2021	0.4016709511568124 LRC	\$0.44	\$0.49	None	-\$0.05
11/03/2021	0.4016709511568124 LRC	\$0.44	\$0.49	None	-\$0.05

Date Sold	Event	Amount	Proceeds	Cost Basis	Long Term	Short Term	Total Gains/Losses
11/04/2021	 Converted from BTC	0.00000863	\$0.53	\$0.55	None	-\$0.02	-\$0.02


Date Acquired (Tax Lots)

10/26/2021	0.00000863 BTC	\$0.53	\$0.55	None	-\$0.02
------------	----------------	--------	--------	------	---------

Date Sold	Event	Amount	Proceeds	Cost Basis	Long Term	Short Term	Total Gains/Losses
12/05/2021	 Converted from IOTX	15.99488163	\$3.00	\$2.98	None	\$0.02	\$0.02


Date Acquired (Tax Lots)

12/05/2021	5.3316272126252932 IOTX	\$1.00	\$0.99	None	\$0.01
12/05/2021	5.3316272126252932 IOTX	\$1.00	\$1.00	None	\$0.00
12/05/2021	5.3316272047494136 IOTX	\$1.00	\$0.99	None	\$0.01

Date Sold	Event	Amount	Proceeds	Cost Basis	Long Term	Short Term	Total Gains/Losses
12/05/2021	 Converted from ANKR	34.1348022	\$3.97	\$3.98	None	-\$0.01	-\$0.01

Date Acquired (Tax Lots)

12/05/2021	8.5309674117044873 ANKR	\$0.99	\$1.00	None	-\$0.01
12/05/2021	8.5306035402004692 ANKR	\$0.99	\$0.99	None	\$0.00
12/05/2021	8.5426277122842987 ANKR	\$0.99	\$1.00	None	-\$0.01
12/05/2021	8.5306035358107448 ANKR	\$0.99	\$0.99	None	\$0.00


Date Sold	Event	Amount	Proceeds	Cost Basis	Long Term	Short Term	Total Gains/Losses
12/05/2021	 Converted from USDC	4	\$4.00	\$4.00	None	\$0.00	\$0.00
Date Acquired (Tax Lots)							
	12/05/2021	1 USDC	\$1.00	\$1.00	None	\$0.00	
	12/05/2021	1 USDC	\$1.00	\$1.00	None	\$0.00	
	12/05/2021	1 USDC	\$1.00	\$1.00	None	\$0.00	
	12/05/2021	1 USDC	\$1.00	\$1.00	None	\$0.00	

Section 2

Data source: Not available

These are taxable transactions incurring realized gains or losses where the cost basis is unavailable.

! For these transactions Coinbase does not have a cost basis on record. We estimate your gains/losses for these transactions by assuming \$0 cost basis and treating your date received as date acquired.

Date Sold	Event	Amount	Proceeds	Cost Basis	Long Term	Short Term	Total Gains/Losses
10/28/2021	 Converted from ADA	258.097819	\$500.00	\$481.67	None	\$18.33	\$18.33
Date Acquired (Tax Lots)							
		10/21/2021	1.397363 ADA	\$2.71	\$3.10	None	-\$0.40
		10/21/2021	2.684645 ADA	\$5.20	\$5.96	None	-\$0.75
		10/21/2021	1.024608 ADA	\$1.98	\$2.28	None	-\$0.29
		10/21/2021	1.426895 ADA	\$2.76	\$3.17	None	-\$0.41
	! 08/11/2021		237.053466 ADA	\$459.23	\$434.98	None	\$24.25
		10/21/2021	4.68887 ADA	\$9.08	\$10.39	None	-\$1.31
		10/21/2021	1.441077 ADA	\$2.79	\$3.20	None	-\$0.41
		10/21/2021	5.932689 ADA	\$11.49	\$13.15	None	-\$1.66
		10/21/2021	0.701549 ADA	\$1.36	\$1.56	None	-\$0.20
		10/21/2021	1.746657 ADA	\$3.38	\$3.87	None	-\$0.49