

IRS e-file Signature Authorization

▶ ERO must obtain and retain completed Form 8879.
▶ Go to www.irs.gov/Form8879 for the latest information.

Submission Identification Number (SID) ▶

Taxpayer's name PAVAN K CHEBROLU	Social security number 269-63-0043
Spouse's name VENKATA M MUVVALA	Spouse's social security number 824-60-4850

Part I Tax Return Information – Tax Year Ending December 31, 2021 (Enter year you are authorizing.)

Enter whole dollars only on lines 1 through 5.

Note: Form 1040-SS filers use line 4 only. Leave lines 1, 2, 3, and 5 blank.

1 Adjusted gross income	1	153,953.
2 Total tax	2	19,705.
3 Federal income tax withheld from Form(s) W-2 and Form(s) 1099	3	31,488.
4 Amount you want refunded to you	4	15,456.
5 Amount you owe	5	

Part II Taxpayer Declaration and Signature Authorization (Be sure you get and keep a copy of your return)

Under penalties of perjury, I declare that I have examined a copy of the income tax return (original or amended) I am now authorizing, and to the best of my knowledge and belief, it is true, correct, and complete. I further declare that the amounts in Part I above are the amounts from the income tax return (original or amended) I am now authorizing. I consent to allow my intermediate service provider, transmitter, or electronic return originator (ERO) to send my return to the IRS and to receive from the IRS (a) an acknowledgement of receipt or reason for rejection of the transmission, (b) the reason for any delay in processing the return or refund, and (c) the date of any refund. If applicable, I authorize the U.S. Treasury and its designated Financial Agent to initiate an ACH electronic funds withdrawal (direct debit) entry to the financial institution account indicated in the tax preparation software for payment of my federal taxes owed on this return and/or a payment of estimated tax, and the financial institution to debit the entry to this account. This authorization is to remain in full force and effect until I notify the U.S. Treasury Financial Agent to terminate the authorization. To revoke (cancel) a payment, I must contact the U.S. Treasury Financial Agent at 1-888-353-4537. Payment cancellation requests must be received no later than 2 business days prior to the payment (settlement) date. I also authorize the financial institutions involved in the processing of the electronic payment of taxes to receive confidential information necessary to answer inquiries and resolve issues related to the payment. I further acknowledge that the personal identification number (PIN) below is my signature for the income tax return (original or amended) I am now authorizing and, if applicable, my Electronic Funds Withdrawal Consent.

Taxpayer's PIN: check one box only

- I authorize GLOBAL TAXES LLC to enter or generate my PIN

3	0	0	4	3
---	---	---	---	---

 as my signature on the income tax return (original or amended) I am now authorizing.
ERO firm name
Enter five digits, but don't enter all zeros
- I will enter my PIN as my signature on the income tax return (original or amended) I am now authorizing. Check this box **only** if you are entering your own PIN **and** your return is filed using the Practitioner PIN method. The ERO must complete Part III below.

Your signature ▶ PAVAN KUMAR CHEBROLU Date ▶ 03/09/2022

Spouse's PIN: check one box only

- I authorize GLOBAL TAXES LLC to enter or generate my PIN

0	4	8	5	0
---	---	---	---	---

 as my signature on the income tax return (original or amended) I am now authorizing.
ERO firm name
Enter five digits, but don't enter all zeros
- I will enter my PIN as my signature on the income tax return (original or amended) I am now authorizing. Check this box **only** if you are entering your own PIN **and** your return is filed using the Practitioner PIN method. The ERO must complete Part III below.

Spouse's signature ▶ VENKATA MANASA MUVVALA Date ▶ 03/09/2022

Practitioner PIN Method Returns Only—continue below

Part III Certification and Authentication – Practitioner PIN Method Only

ERO's EFIN/PIN. Enter your six-digit EFIN followed by your five-digit self-selected PIN.

5	8	7	2	7	8	6	1	9	8	9
---	---	---	---	---	---	---	---	---	---	---

Don't enter all zeros

I certify that the above numeric entry is my PIN, which is my signature for the electronic individual income tax return (original or amended) I am now authorized to file for tax year indicated above for the taxpayer(s) indicated above. I confirm that I am submitting this return in accordance with the requirements of the Practitioner PIN method and **Pub. 1345**, Handbook for Authorized IRS e-file Providers of Individual Income Tax Returns.

ERO's signature ▶ _____ Date ▶ _____

ERO Must Retain This Form – See Instructions
Don't Submit This Form to the IRS Unless Requested To Do So

Filing Status [] Single [X] Married filing jointly [] Married filing separately (MFS) [] Head of household (HOH) [] Qualifying widow(er) (QW)
Check only one box. If you checked the MFS box, enter the name of your spouse. If you checked the HOH or QW box, enter the child's name if the qualifying person is a child but not your dependent

Form fields for personal information: Your first name and middle initial (PAVAN K), Last name (CHEBROLU), Your social security number (269-63-0043), Spouse's social security number (824-60-4850), Home address (700 RIVERWOOD LN), City (ROSWELL), State (GA), ZIP code (30075), Foreign country name, Foreign province/state/county, Foreign postal code.

At any time during 2021, did you receive, sell, exchange, or otherwise dispose of any financial interest in any virtual currency? [] Yes [X] No

Standard Deduction Someone can claim: [] You as a dependent [] Your spouse as a dependent [] Spouse itemizes on a separate return or you were a dual-status alien

Age/Blindness You: [] Were born before January 2, 1957 [] Are blind Spouse: [] Was born before January 2, 1957 [] Is blind

Table with 6 columns: (1) First name, Last name, (2) Social security number, (3) Relationship to you, (4) Child tax credit, Credit for other dependents. Rows include HANISH S CHEBROLU (Son) and YOSHITH CHEBROLU (Son).

Main tax calculation table with 15 rows. Columns include line numbers, descriptions, and amounts. Total income is 153,953. Taxable income is 128,253.

For Disclosure, Privacy Act, and Paperwork Reduction Act Notice, see separate instructions.

16	Tax (see instructions). Check if any from Form(s): 1 <input type="checkbox"/> 8814 2 <input type="checkbox"/> 4972 3 <input type="checkbox"/> _____	16	19,705.
17	Amount from Schedule 2, line 3	17	
18	Add lines 16 and 17	18	19,705.
19	Nonrefundable child tax credit or credit for other dependents from Schedule 8812	19	
20	Amount from Schedule 3, line 8	20	
21	Add lines 19 and 20	21	
22	Subtract line 21 from line 18. If zero or less, enter -0-	22	19,705.
23	Other taxes, including self-employment tax, from Schedule 2, line 21	23	0.
24	Add lines 22 and 23. This is your total tax	24	19,705.
25	Federal income tax withheld from:		
a	Form(s) W-2	25a	31,488.
b	Form(s) 1099	25b	
c	Other forms (see instructions)	25c	
d	Add lines 25a through 25c	25d	31,488.
26	2021 estimated tax payments and amount applied from 2020 return	26	
27a	Earned income credit (EIC) No	27a	
	Check here if you were born after January 1, 1998, and before January 2, 2004, and you satisfy all the other requirements for taxpayers who are at least age 18, to claim the EIC. See instructions <input type="checkbox"/>		
b	Nontaxable combat pay election	27b	
c	Prior year (2019) earned income	27c	
28	Refundable child tax credit or additional child tax credit from Schedule 8812	28	3,673.
29	American opportunity credit from Form 8863, line 8	29	
30	Recovery rebate credit. See instructions	30	
31	Amount from Schedule 3, line 15	31	
32	Add lines 27a and 28 through 31. These are your total other payments and refundable credits	32	3,673.
33	Add lines 25d, 26, and 32. These are your total payments	33	35,161.
Refund	34 If line 33 is more than line 24, subtract line 24 from line 33. This is the amount you overpaid	34	15,456.
	35a Amount of line 34 you want refunded to you . If Form 8888 is attached, check here <input type="checkbox"/>	35a	15,456.
Direct deposit? See instructions.	b Routing number 0 2 1 0 0 0 3 2 2 c Type: <input checked="" type="checkbox"/> Checking <input type="checkbox"/> Savings		
	d Account number 4 8 3 0 5 7 1 1 7 4 4 0		
	36 Amount of line 34 you want applied to your 2022 estimated tax	36	
Amount You Owe	37 Amount you owe . Subtract line 33 from line 24. For details on how to pay, see instructions	37	
	38 Estimated tax penalty (see instructions)	38	

If you have a qualifying child, attach Sch. EIC.

Third Party Designee Do you want to allow another person to discuss this return with the IRS? See instructions **Yes**. Complete below. **No**

Designee's name _____ Phone no. _____ Personal identification number (PIN) _____

Sign Here Under penalties of perjury, I declare that I have examined this return and accompanying schedules and statements, and to the best of my knowledge and belief, they are true, correct, and complete. Declaration of preparer (other than taxpayer) is based on all information of which preparer has any knowledge.

Your signature	Date	Your occupation SOFTWARE ENGINEER	If the IRS sent you an Identity Protection PIN, enter it here (see inst.)
Spouse's signature. If a joint return, both must sign.	Date	Spouse's occupation HOME MAKER	If the IRS sent your spouse an Identity Protection PIN, enter it here (see inst.)
Phone no. (201) 933-5457	Email address PAVANKUMAR.CHEBROLU@GMAIL.COM		

Paid Preparer Use Only

Preparer's name SYAM PRIYA RAM SAGAR GUPTA TALLAM	Preparer's signature SYAM PRIYA RAM SAGAR GUPTA TALLAM	Date 03/08/2022	PTIN P02082703	Check if: <input type="checkbox"/> Self-employed
Firm's name GLOBAL TAXES LLC	Firm's address 2530 Pebble Creek Ln Cumming GA 30041			Phone no. (678) 965-9522 Firm's EIN 30-1017196

**SCHEDULE 1
(Form 1040)**

Department of the Treasury
Internal Revenue Service

Additional Income and Adjustments to Income

▶ Attach to Form 1040, 1040-SR, or 1040-NR.
▶ Go to www.irs.gov/Form1040 for instructions and the latest information.

OMB No. 1545-0074

2021
Attachment
Sequence No. **01**

Name(s) shown on Form 1040, 1040-SR, or 1040-NR
PAVAN K CHEBROLU & VENKATA M MUVVALA

Your social security number
269-63-0043

Part I Additional Income

1	Taxable refunds, credits, or offsets of state and local income taxes	1	
2a	Alimony received	2a	
b	Date of original divorce or separation agreement (see instructions) ▶ _____		
3	Business income or (loss). Attach Schedule C	3	
4	Other gains or (losses). Attach Form 4797	4	
5	Rental real estate, royalties, partnerships, S corporations, trusts, etc. Attach Schedule E	5	-9,750.
6	Farm income or (loss). Attach Schedule F	6	
7	Unemployment compensation	7	
8	Other income:		
a	Net operating loss	8a	()
b	Gambling income	8b	
c	Cancellation of debt	8c	
d	Foreign earned income exclusion from Form 2555	8d	()
e	Taxable Health Savings Account distribution	8e	
f	Alaska Permanent Fund dividends	8f	
g	Jury duty pay	8g	
h	Prizes and awards	8h	
i	Activity not engaged in for profit income	8i	
j	Stock options	8j	
k	Income from the rental of personal property if you engaged in the rental for profit but were not in the business of renting such property	8k	
l	Olympic and Paralympic medals and USOC prize money (see instructions)	8l	
m	Section 951(a) inclusion (see instructions)	8m	
n	Section 951A(a) inclusion (see instructions)	8n	
o	Section 461(l) excess business loss adjustment	8o	
p	Taxable distributions from an ABLE account (see instructions)	8p	
z	Other income. List type and amount ▶ _____	8z	
9	Total other income. Add lines 8a through 8z	9	
10	Combine lines 1 through 7 and 9. Enter here and on Form 1040, 1040-SR, or 1040-NR, line 8	10	-9,750.

For Paperwork Reduction Act Notice, see your tax return instructions.

Schedule 1 (Form 1040) 2021

Part II Adjustments to Income

11	Educator expenses		11	
12	Certain business expenses of reservists, performing artists, and fee-basis government officials. Attach Form 2106		12	
13	Health savings account deduction. Attach Form 8889		13	
14	Moving expenses for members of the Armed Forces. Attach Form 3903		14	
15	Deductible part of self-employment tax. Attach Schedule SE		15	
16	Self-employed SEP, SIMPLE, and qualified plans		16	
17	Self-employed health insurance deduction		17	
18	Penalty on early withdrawal of savings		18	
19a	Alimony paid		19a	
b	Recipient's SSN	▶ _____		
c	Date of original divorce or separation agreement (see instructions) ▶ _____			
20	IRA deduction		20	
21	Student loan interest deduction		21	
22	Reserved for future use		22	
23	Archer MSA deduction		23	
24	Other adjustments:			
a	Jury duty pay (see instructions)	24a		
b	Deductible expenses related to income reported on line 8k from the rental of personal property engaged in for profit	24b		
c	Nontaxable amount of the value of Olympic and Paralympic medals and USOC prize money reported on line 8l	24c		
d	Reforestation amortization and expenses	24d		
e	Repayment of supplemental unemployment benefits under the Trade Act of 1974	24e		
f	Contributions to section 501(c)(18)(D) pension plans	24f		
g	Contributions by certain chaplains to section 403(b) plans	24g		
h	Attorney fees and court costs for actions involving certain unlawful discrimination claims (see instructions)	24h		
i	Attorney fees and court costs you paid in connection with an award from the IRS for information you provided that helped the IRS detect tax law violations	24i		
j	Housing deduction from Form 2555	24j		
k	Excess deductions of section 67(e) expenses from Schedule K-1 (Form 1041)	24k		
z	Other adjustments. List type and amount ▶ _____	24z		
25	Total other adjustments. Add lines 24a through 24z		25	
26	Add lines 11 through 23 and 25. These are your adjustments to income . Enter here and on Form 1040 or 1040-SR, line 10, or Form 1040-NR, line 10a		26	

SCHEDULE D
(Form 1040)

Capital Gains and Losses

OMB No. 1545-0074

2021

Attachment
Sequence No. **12**

Department of the Treasury
Internal Revenue Service (99)

▶ **Attach to Form 1040, 1040-SR, or 1040-NR.**
▶ **Go to www.irs.gov/ScheduleD for instructions and the latest information.**
▶ **Use Form 8949 to list your transactions for lines 1b, 2, 3, 8b, 9, and 10.**

Name(s) shown on return
PAVAN K CHEBROLU & VENKATA M MUVVALA

Your social security number
269-63-0043

Did you dispose of any investment(s) in a qualified opportunity fund during the tax year? Yes No
If "Yes," attach Form 8949 and see its instructions for additional requirements for reporting your gain or loss.

Part I Short-Term Capital Gains and Losses—Generally Assets Held One Year or Less (see instructions)

See instructions for how to figure the amounts to enter on the lines below. This form may be easier to complete if you round off cents to whole dollars.	(d) Proceeds (sales price)	(e) Cost (or other basis)	(g) Adjustments to gain or loss from Form(s) 8949, Part I, line 2, column (g)	(h) Gain or (loss) Subtract column (e) from column (d) and combine the result with column (g)
1a Totals for all short-term transactions reported on Form 1099-B for which basis was reported to the IRS and for which you have no adjustments (see instructions). However, if you choose to report all these transactions on Form 8949, leave this line blank and go to line 1b .				
1b Totals for all transactions reported on Form(s) 8949 with Box A checked	11,983.	12,126.		-143.
2 Totals for all transactions reported on Form(s) 8949 with Box B checked				
3 Totals for all transactions reported on Form(s) 8949 with Box C checked				
4 Short-term gain from Form 6252 and short-term gain or (loss) from Forms 4684, 6781, and 8824				4
5 Net short-term gain or (loss) from partnerships, S corporations, estates, and trusts from Schedule(s) K-1				5
6 Short-term capital loss carryover. Enter the amount, if any, from line 8 of your Capital Loss Carryover Worksheet in the instructions				6 ()
7 Net short-term capital gain or (loss). Combine lines 1a through 6 in column (h). If you have any long-term capital gains or losses, go to Part II below. Otherwise, go to Part III on the back				7 -143.

Part II Long-Term Capital Gains and Losses—Generally Assets Held More Than One Year (see instructions)

See instructions for how to figure the amounts to enter on the lines below. This form may be easier to complete if you round off cents to whole dollars.	(d) Proceeds (sales price)	(e) Cost (or other basis)	(g) Adjustments to gain or loss from Form(s) 8949, Part II, line 2, column (g)	(h) Gain or (loss) Subtract column (e) from column (d) and combine the result with column (g)
8a Totals for all long-term transactions reported on Form 1099-B for which basis was reported to the IRS and for which you have no adjustments (see instructions). However, if you choose to report all these transactions on Form 8949, leave this line blank and go to line 8b .				
8b Totals for all transactions reported on Form(s) 8949 with Box D checked				
9 Totals for all transactions reported on Form(s) 8949 with Box E checked				
10 Totals for all transactions reported on Form(s) 8949 with Box F checked				
11 Gain from Form 4797, Part I; long-term gain from Forms 2439 and 6252; and long-term gain or (loss) from Forms 4684, 6781, and 8824				11
12 Net long-term gain or (loss) from partnerships, S corporations, estates, and trusts from Schedule(s) K-1				12
13 Capital gain distributions. See the instructions				13 2.
14 Long-term capital loss carryover. Enter the amount, if any, from line 13 of your Capital Loss Carryover Worksheet in the instructions				14 ()
15 Net long-term capital gain or (loss). Combine lines 8a through 14 in column (h). Then, go to Part III on the back				15 2.

Part III Summary

<p>16 Combine lines 7 and 15 and enter the result</p> <ul style="list-style-type: none"> • If line 16 is a gain, enter the amount from line 16 on Form 1040, 1040-SR, or 1040-NR, line 7. Then, go to line 17 below. • If line 16 is a loss, skip lines 17 through 20 below. Then, go to line 21. Also be sure to complete line 22. • If line 16 is zero, skip lines 17 through 21 below and enter -0- on Form 1040, 1040-SR, or 1040-NR, line 7. Then, go to line 22. 	16	-141.
<p>17 Are lines 15 and 16 both gains?</p> <p><input type="checkbox"/> Yes. Go to line 18.</p> <p><input type="checkbox"/> No. Skip lines 18 through 21, and go to line 22.</p>		
<p>18 If you are required to complete the 28% Rate Gain Worksheet (see instructions), enter the amount, if any, from line 7 of that worksheet ▶</p>	18	
<p>19 If you are required to complete the Unrecaptured Section 1250 Gain Worksheet (see instructions), enter the amount, if any, from line 18 of that worksheet ▶</p>	19	
<p>20 Are lines 18 and 19 both zero or blank and are you not filing Form 4952?</p> <p><input type="checkbox"/> Yes. Complete the Qualified Dividends and Capital Gain Tax Worksheet in the instructions for Forms 1040 and 1040-SR, line 16. Don't complete lines 21 and 22 below.</p> <p><input type="checkbox"/> No. Complete the Schedule D Tax Worksheet in the instructions. Don't complete lines 21 and 22 below.</p>		
<p>21 If line 16 is a loss, enter here and on Form 1040, 1040-SR, or 1040-NR, line 7, the smaller of:</p> <ul style="list-style-type: none"> • The loss on line 16; or • (\$3,000), or if married filing separately, (\$1,500) } <p>Note: When figuring which amount is smaller, treat both amounts as positive numbers.</p>	21	(141.)
<p>22 Do you have qualified dividends on Form 1040, 1040-SR, or 1040-NR, line 3a?</p> <p><input checked="" type="checkbox"/> Yes. Complete the Qualified Dividends and Capital Gain Tax Worksheet in the instructions for Forms 1040 and 1040-SR, line 16.</p> <p><input type="checkbox"/> No. Complete the rest of Form 1040, 1040-SR, or 1040-NR.</p>		

Sales and Other Dispositions of Capital Assets

Department of the Treasury
Internal Revenue Service

► Go to www.irs.gov/Form8949 for instructions and the latest information.
► File with your Schedule D to list your transactions for lines 1b, 2, 3, 8b, 9, and 10 of Schedule D.

Name(s) shown on return

PAVAN K CHEBROLU & VENKATA M MUVVALA

Social security number or taxpayer identification number

269-63-0043

Before you check Box A, B, or C below, see whether you received any Form(s) 1099-B or substitute statement(s) from your broker. A substitute statement will have the same information as Form 1099-B. Either will show whether your basis (usually your cost) was reported to the IRS by your broker and may even tell you which box to check.

Part I Short-Term. Transactions involving capital assets you held 1 year or less are generally short-term (see instructions). For long-term transactions, see page 2.

Note: You may aggregate all short-term transactions reported on Form(s) 1099-B showing basis was reported to the IRS and for which no adjustments or codes are required. Enter the totals directly on Schedule D, line 1a; you aren't required to report these transactions on Form 8949 (see instructions).

You must check Box A, B, or C below. Check only one box. If more than one box applies for your short-term transactions, complete a separate Form 8949, page 1, for each applicable box. If you have more short-term transactions than will fit on this page for one or more of the boxes, complete as many forms with the same box checked as you need.

- (A)** Short-term transactions reported on Form(s) 1099-B showing basis was reported to the IRS (see **Note** above)
- (B)** Short-term transactions reported on Form(s) 1099-B showing basis **wasn't** reported to the IRS
- (C)** Short-term transactions not reported to you on Form 1099-B

1	(a) Description of property (Example: 100 sh. XYZ Co.)	(b) Date acquired (Mo., day, yr.)	(c) Date sold or disposed of (Mo., day, yr.)	(d) Proceeds (sales price) (see instructions)	(e) Cost or other basis. See the Note below and see <i>Column (e)</i> in the separate instructions	Adjustment, if any, to gain or loss. If you enter an amount in column (g), enter a code in column (f). See the separate instructions.		(h) Gain or (loss). Subtract column (e) from column (d) and combine the result with column (g)
						(f) Code(s) from instructions	(g) Amount of adjustment	
	E*TRADE SECURITIES LLC	02/01/21	10/11/21	11,983.	12,126.			-143.
2 Totals. Add the amounts in columns (d), (e), (g), and (h) (subtract negative amounts). Enter each total here and include on your Schedule D, line 1b (if Box A above is checked), line 2 (if Box B above is checked), or line 3 (if Box C above is checked) ►				11,983.	12,126.			-143.

Note: If you checked Box A above but the basis reported to the IRS was incorrect, enter in column (e) the basis as reported to the IRS, and enter an adjustment in column (g) to correct the basis. See *Column (g)* in the separate instructions for how to figure the amount of the adjustment.

**SCHEDULE E
(Form 1040)**

Supplemental Income and Loss

OMB No. 1545-0074

(From rental real estate, royalties, partnerships, S corporations, estates, trusts, REMICs, etc.)

2021

Department of the Treasury
Internal Revenue Service (99)

▶ Attach to Form 1040, 1040-SR, 1040-NR, or 1041.

Attachment
Sequence No. **13**

▶ Go to www.irs.gov/ScheduleE for instructions and the latest information.

Name(s) shown on return

Your social security number

PAVAN K CHEBROLU & VENKATA M MUVVALA

269-63-0043

Part I Income or Loss From Rental Real Estate and Royalties Note: If you are in the business of renting personal property, use Schedule C. See instructions. If you are an individual, report farm rental income or loss from Form 4835 on page 2, line 40.

A Did you make any payments in 2021 that would require you to file Form(s) 1099? See instructions Yes No

B If "Yes," did you or will you file required Form(s) 1099? Yes No

1a	Physical address of each property (street, city, state, ZIP code)				
A	8-173-2, SANTHINAGAR NADENDLA, GUNTUR ANDHRAPRADESH IN 522619				
B					
C					
1b	Type of Property (from list below)	2 For each rental real estate property listed above, report the number of fair rental and personal use days. Check the QJV box only if you meet the requirements to file as a qualified joint venture. See instructions.	Fair Rental Days	Personal Use Days	QJV
A	3		365	0	<input type="checkbox"/>
B					<input type="checkbox"/>
C					<input type="checkbox"/>

Type of Property:

- 1 Single Family Residence 3 Vacation/Short-Term Rental 5 Land 7 Self-Rental
- 2 Multi-Family Residence 4 Commercial 6 Royalties 8 Other (describe)

Income:	Properties:	A	B	C
3 Rents received	3	650.		
4 Royalties received	4			

Expenses:

5 Advertising	5			
6 Auto and travel (see instructions)	6			
7 Cleaning and maintenance	7	1,200.		
8 Commissions.	8			
9 Insurance	9			
10 Legal and other professional fees	10			
11 Management fees	11	1,500.		
12 Mortgage interest paid to banks, etc. (see instructions)	12			
13 Other interest.	13			
14 Repairs.	14	2,300.		
15 Supplies	15	2,500.		
16 Taxes	16			
17 Utilities.	17	2,900.		
18 Depreciation expense or depletion	18			
19 Other (list) ▶	19			
20 Total expenses. Add lines 5 through 19	20	10,400.		

21 Subtract line 20 from line 3 (rents) and/or 4 (royalties). If result is a (loss), see instructions to find out if you must file Form 6198	21	-9,750.		
22 Deductible rental real estate loss after limitation, if any, on Form 8582 (see instructions)	22	(9,750.)	()	()

23a Total of all amounts reported on line 3 for all rental properties	23a	650.		
b Total of all amounts reported on line 4 for all royalty properties	23b			
c Total of all amounts reported on line 12 for all properties	23c			
d Total of all amounts reported on line 18 for all properties	23d			
e Total of all amounts reported on line 20 for all properties	23e	10,400.		

24 Income. Add positive amounts shown on line 21. Do not include any losses	24			
25 Losses. Add royalty losses from line 21 and rental real estate losses from line 22. Enter total losses here	25	(9,750.)		

26 Total rental real estate and royalty income or (loss). Combine lines 24 and 25. Enter the result here. If Parts II, III, IV, and line 40 on page 2 do not apply to you, also enter this amount on Schedule 1 (Form 1040), line 5. Otherwise, include this amount in the total on line 41 on page 2	26	-9,750.		
---	-----------	---------	--	--

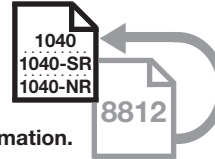
For Paperwork Reduction Act Notice, see the separate instructions. NPA -9,750. Schedule E (Form 1040) 2021

SCHEDULE 8812
(Form 1040)

Credits for Qualifying Children and Other Dependents

▶ Attach to Form 1040, 1040-SR, or 1040-NR.

▶ Go to www.irs.gov/Schedule8812 for instructions and the latest information.



OMB No. 1545-0074

2021

Attachment Sequence No. **47**

Department of the Treasury
Internal Revenue Service (99)

Name(s) shown on return

PAVAN K CHEBROLU & VENKATA M MUVVALA

Your social security number

269-63-0043

Part I-A Child Tax Credit and Credit for Other Dependents

1	Enter the amount from line 11 of your Form 1040, 1040-SR, or 1040-NR		1	153,953.
2a	Enter income from Puerto Rico that you excluded	2a		
b	Enter the amounts from lines 45 and 50 of your Form 2555	2b	0.	
c	Enter the amount from line 15 of your Form 4563	2c		
d	Add lines 2a through 2c	2d	0.	
3	Add lines 1 and 2d	3	153,953.	
4a	Number of qualifying children under age 18 with the required social security number	4a	2.	
b	Number of children included on line 4a who were under age 6 at the end of 2021	4b	2.	
c	Subtract line 4b from line 4a	4c	0.	
5	If line 4a is more than zero, enter the amount from the Line 5 Worksheet ; otherwise, enter -0-	5	7,000.	
6	Number of other dependents, including any qualifying children who are not under age 18 or who do not have the required social security number	6	0.	
Caution: Do not include yourself, your spouse, or anyone who is not a U.S. citizen, U.S. national, or U.S. resident alien. Also, do not include anyone you included on line 4a.				
7	Multiply line 6 by \$500	7		
8	Add lines 5 and 7	8	7,000.	
9	Enter the amount shown below for your filing status. • Married filing jointly—\$400,000 } • All other filing statuses—\$200,000 }	9	400,000.	
10	Subtract line 9 from line 3. • If zero or less, enter -0-. • If more than zero and not a multiple of \$1,000, enter the next multiple of \$1,000. For example, if the result is \$425, enter \$1,000; if the result is \$1,025, enter \$2,000, etc. }	10	0.	
11	Multiply line 10 by 5% (0.05)	11	0.	
12	Subtract line 11 from line 8. If zero or less, enter -0-	12	7,000.	
13	Check all the boxes that apply to you (or your spouse if married filing jointly). A Check here if you (or your spouse if married filing jointly) had a principal place of abode in the United States for more than half of 2021 <input checked="" type="checkbox"/> B Check here if you (or your spouse if married filing jointly) were a bona fide resident of Puerto Rico for 2021 <input type="checkbox"/>			

Part I-B Filers Who Check a Box on Line 13

Caution: If you did not check a box on line 13, do not complete Part I-B; instead, skip to Part I-C.

14a	Enter the smaller of line 7 or line 12	14a	0.
b	Subtract line 14a from line 12	14b	7,000.
c	If line 14a is zero, enter -0-; otherwise, enter the amount from the Credit Limit Worksheet A	14c	0.
d	Enter the smaller of line 14a or line 14c	14d	0.
e	Add lines 14b and 14d	14e	7,000.
f	Enter the aggregate amount of advance child tax credit payments you (and your spouse if filing jointly) received for 2021. See your Letter(s) 6419 for the amounts to include on this line. If you are missing Letter 6419, see the instructions before entering an amount on this line. If you didn't receive any advance child tax credit payments for 2021, enter -0- Caution: If the amount on this line doesn't match the aggregate amounts reported to you (and your spouse if filing jointly) on your Letter(s) 6419, the processing of your return will be delayed.	14f	3,327.
g	Subtract line 14f from line 14e. If zero or less, enter -0- on lines 14g through 14i and go to Part III	14g	3,673.
h	Enter the smaller of line 14d or line 14g. This is your credit for other dependents. Enter this amount on line 19 of your Form 1040, 1040-SR, or 1040-NR	14h	0.
i	Subtract line 14h from line 14g. This is your refundable child tax credit. Enter this amount on line 28 of your Form 1040, 1040-SR, or 1040-NR	14i	3,673.

Part I-C Filers Who Do Not Check a Box on Line 13

Caution: If you checked a box on line 13, do not complete Part I-C.

15a	Enter the amount from the Credit Limit Worksheet A	15a	
b	Enter the smaller of line 12 or line 15a	15b	
	Additional child tax credit. Complete Parts II-A through II-C if you meet each of the following items.		
	1. You are not filing Form 2555.		
	2. Line 4a is more than zero.		
	3. Line 12 is more than line 15a.		
c	If you completed Parts II-A through II-C, enter the amount from line 27; otherwise, enter -0-	15c	
d	Add lines 15b and 15c	15d	
e	Enter the aggregate amount of advance child tax credit payments you (and your spouse if filing jointly) received for 2021. See your Letter(s) 6419 for the amounts to include on this line. If you are missing Letter 6419, see the instructions before entering an amount on this line. If you didn't receive any advance child tax credit payments for 2021, enter -0-	15e	
	Caution: If the amount on this line doesn't match the aggregate amounts reported to you (and your spouse if filing jointly) on your Letter(s) 6419, the processing of your return will be delayed.		
f	Subtract line 15e from line 15d. If zero or less, enter -0- on lines 15f through 15h and go to Part III	15f	
g	Enter the smaller of line 15b or line 15f. This is your nonrefundable child tax credit and credit for other dependents. Enter this amount on line 19 of your Form 1040, 1040-SR, or 1040-NR.	15g	
h	Subtract line 15g from line 15f. This is your additional child tax credit. Enter this amount on line 28 of your Form 1040, 1040-SR, or 1040-NR	15h	

Part II-A Additional Child Tax Credit (use only if completing Part I-C)

Caution: If you file Form 2555, do not complete Parts II-A through II-C; you cannot claim the additional child tax credit.

Caution: If you checked a box on line 13, do not complete Parts II-A through II-C; you cannot claim the additional child tax credit.

16a	Subtract line 15b from line 12. If zero, skip Parts II-A and II-B and enter -0- on line 27	16a	
b	Number of qualifying children under 18 with the required social security number: _____ x \$1,400. Enter the result. If zero, skip Parts II-A and II-B and enter -0- on line 27	16b	
	TIP: The number of children you use for this line is the same as the number of children you used for line 4a.		
17	Enter the smaller of line 16a or line 16b	17	
18a	Earned income (see instructions)	18a	
b	Nontaxable combat pay (see instructions)	18b	
19	Is the amount on line 18a more than \$2,500? <input type="checkbox"/> No. Leave line 19 blank and enter -0- on line 20. <input type="checkbox"/> Yes. Subtract \$2,500 from the amount on line 18a. Enter the result	19	
20	Multiply the amount on line 19 by 15% (0.15) and enter the result	20	
	Next. On line 16b, is the amount \$4,200 or more? <input type="checkbox"/> No. If line 20 is zero, enter -0- on line 15c. Otherwise, skip Part II-B and enter the smaller of line 17 or line 20 on line 27. <input type="checkbox"/> Yes. If line 20 is equal to or more than line 17, skip Part II-B and enter the amount from line 17 on line 27. Otherwise, go to line 21.		

Part II-B Certain Filers Who Have Three or More Qualifying Children

21	Withheld social security, Medicare, and Additional Medicare taxes from Form(s) W-2, boxes 4 and 6. If married filing jointly, include your spouse's amounts with yours. If your employer withheld or you paid Additional Medicare Tax or tier 1 RRTA taxes, see instructions	21	
22	Enter the total of the amounts from Schedule 1 (Form 1040), line 15; Schedule 2 (Form 1040), line 5; Schedule 2 (Form 1040), line 6; and Schedule 2 (Form 1040), line 13	22	
23	Add lines 21 and 22	23	
24	1040 and 1040-SR filers: Enter the total of the amounts from Form 1040 or 1040-SR, line 27a, and Schedule 3 (Form 1040), line 11. } 1040-NR filers: Enter the amount from Schedule 3 (Form 1040), line 11. }	24	
25	Subtract line 24 from line 23. If zero or less, enter -0-	25	
26	Enter the larger of line 20 or line 25	26	
	Next, enter the smaller of line 17 or line 26 on line 27.		

Part II-C Additional Child Tax Credit

27	Enter this amount on line 15c	27	
-----------	---	-----------	--

Part III Additional Tax (use only if line 14g or line 15f, whichever applies, is zero)

28a	Enter the amount from line 14f or line 15e, whichever applies	28a	
b	Enter the amount from line 14e or line 15d, whichever applies	28b	
29	Excess advance child tax credit payments. Subtract line 28b from line 28a. If zero, stop; you do not owe the additional tax	29	
30	Enter the number of qualifying children taken into account in determining the annual advance amount you received for 2021. See your Letter 6419 for this number. If you are missing your Letter 6419, you are filing a joint return, or you received more than one Letter 6419, see the instructions before entering a number on this line Caution: If the amount on this line doesn't match the number of qualifying children reported to you (and your spouse if filing jointly) on your Letter(s) 6419, the processing of your return will be delayed.	30	
31	Enter the smaller of line 4a or line 30	31	
32	Subtract line 31 from line 30. If zero, skip to line 40 and enter the amount from line 29; otherwise, continue to line 33	32	
33	Enter the amount shown below for your filing status. <ul style="list-style-type: none"> • Married filing jointly or Qualifying widow(er)—\$60,000 • Head of household—\$50,000 • All other filing statuses—\$40,000 	33	
34	Subtract line 33 from line 3. If zero or less, enter -0-	34	
35	Enter the amount from line 33	35	
36	Divide line 34 by line 35. Enter the result as a decimal (rounded to at least three places). If the result is 1.000 or more, enter 1.000	36	
37	Multiply line 32 by \$2,000	37	
38	Multiply line 37 by line 36	38	
39	Subtract line 38 from line 37	39	
40	Subtract line 39 from line 29. If zero or less, enter -0-. This is your additional tax. If more than zero, enter this amount on Schedule 2 (Form 1040), line 19	40	

Qualified Business Income Deduction Simplified Computation

Department of the Treasury
Internal Revenue Service

▶ **Attach to your tax return.**

Attachment
Sequence No. **55**

▶ **Go to www.irs.gov/Form8995 for instructions and the latest information.**

Name(s) shown on return

PAVAN K CHEBROLU & VENKATA M MUVVALA

Your taxpayer identification number

269-63-0043

Note. You can claim the qualified business income deduction **only** if you have qualified business income from a qualified trade or business, real estate investment trust dividends, publicly traded partnership income, or a domestic production activities deduction passed through from an agricultural or horticultural cooperative. See instructions.

Use this form if your taxable income, before your qualified business income deduction, is at or below \$164,900 (\$164,925 if married filing separately; \$329,800 if married filing jointly), and you aren't a patron of an agricultural or horticultural cooperative.

1	(a) Trade, business, or aggregation name	(b) Taxpayer identification number	(c) Qualified business income or (loss)
i			
ii			
iii			
iv			
v			
2	Total qualified business income or (loss). Combine lines 1i through 1v, column (c)	2	
3	Qualified business net (loss) carryforward from the prior year	3 ()	
4	Total qualified business income. Combine lines 2 and 3. If zero or less, enter -0-	4	
5	Qualified business income component. Multiply line 4 by 20% (0.20)		5
6	Qualified REIT dividends and publicly traded partnership (PTP) income or (loss) (see instructions)	6 2.	
7	Qualified REIT dividends and qualified PTP (loss) carryforward from the prior year	7 ()	
8	Total qualified REIT dividends and PTP income. Combine lines 6 and 7. If zero or less, enter -0-	8 2.	
9	REIT and PTP component. Multiply line 8 by 20% (0.20)		9 0.
10	Qualified business income deduction before the income limitation. Add lines 5 and 9		10 0.
11	Taxable income before qualified business income deduction (see instructions)	11 128,253.	
12	Net capital gain (see instructions)	12 117.	
13	Subtract line 12 from line 11. If zero or less, enter -0-	13 128,136.	
14	Income limitation. Multiply line 13 by 20% (0.20)		14 25,627.
15	Qualified business income deduction. Enter the smaller of line 10 or line 14. Also enter this amount on the applicable line of your return (see instructions) ▶		15 0.
16	Total qualified business (loss) carryforward. Combine lines 2 and 3. If greater than zero, enter -0-		16 (0.)
17	Total qualified REIT dividends and PTP (loss) carryforward. Combine lines 6 and 7. If greater than zero, enter -0-		17 (0.)

Paid Preparer's Due Diligence Checklist

Earned Income Credit (EIC), American Opportunity Tax Credit (AOTC),
Child Tax Credit (CTC) (including the Additional Child Tax Credit (ACTC) and
Credit for Other Dependents (ODC)), and Head of Household (HOH) Filing Status

▶ To be completed by preparer and filed with Form 1040, 1040-SR, 1040-NR, 1040-PR, or 1040-SS.
▶ Go to www.irs.gov/Form8867 for instructions and the latest information.

OMB No. 1545-0074

Attachment
Sequence No. **70**

Taxpayer name(s) shown on return PAVAN K CHEBROLU & VENKATA M MUVVALA	Taxpayer identification number 269-63-0043
Enter preparer's name and PTIN SYAM PRIYA RAM SAGAR GUPTA TALLAM P02082703	

Part I Due Diligence Requirements

Please check the appropriate box for the credit(s) and/or HOH filing status claimed on the return and complete the related Parts I-V for the benefit(s) claimed (check all that apply). EIC CTC/ACTC/ODC AOTC HOH

	Yes	No	N/A
1 Did you complete the return based on information for the applicable tax year provided by the taxpayer or reasonably obtained by you? (See instructions if relying on prior year earned income.)	<input checked="" type="checkbox"/>	<input type="checkbox"/>	
2 If credits are claimed on the return, did you complete the applicable EIC and/or CTC/ACTC/ODC worksheets found in the Form 1040, 1040-SR, 1040-NR, 1040-PR, 1040-SS, or Schedule 8812 (Form 1040) instructions, and/or the AOTC worksheet found in the Form 8863 instructions, or your own worksheet(s) that provides the same information, and all related forms and schedules for each credit claimed?	<input checked="" type="checkbox"/>	<input type="checkbox"/>	<input type="checkbox"/>
3 Did you satisfy the knowledge requirement? To meet the knowledge requirement, you must do both of the following. • Interview the taxpayer, ask questions, and contemporaneously document the taxpayer's responses to determine that the taxpayer is eligible to claim the credit(s) and/or HOH filing status. • Review information to determine that the taxpayer is eligible to claim the credit(s) and/or HOH filing status and to figure the amount(s) of any credit(s)	<input checked="" type="checkbox"/>	<input type="checkbox"/>	
4 Did any information provided by the taxpayer or a third party for use in preparing the return, or information reasonably known to you, appear to be incorrect, incomplete, or inconsistent? (If "Yes," answer questions 4a and 4b. If "No," go to question 5.)	<input type="checkbox"/>	<input checked="" type="checkbox"/>	
a Did you make reasonable inquiries to determine the correct, complete, and consistent information?	<input type="checkbox"/>	<input type="checkbox"/>	
b Did you contemporaneously document your inquiries? (Documentation should include the questions you asked, whom you asked, when you asked, the information that was provided, and the impact the information had on your preparation of the return.)	<input type="checkbox"/>	<input type="checkbox"/>	
5 Did you satisfy the record retention requirement? To meet the record retention requirement, you must keep a copy of your documentation referenced in question 4b, a copy of this Form 8867, a copy of any applicable worksheet(s), a record of how, when, and from whom the information used to prepare Form 8867 and any applicable worksheet(s) was obtained, and a copy of any document(s) provided by the taxpayer that you relied on to determine eligibility for the credit(s) and/or HOH filing status or to figure the amount(s) of the credit(s)	<input checked="" type="checkbox"/>	<input type="checkbox"/>	
List those documents provided by the taxpayer, if any, that you relied on: _____ _____ _____			
6 Did you ask the taxpayer whether he/she could provide documentation to substantiate eligibility for the credit(s) and/or HOH filing status and the amount(s) of any credit(s) claimed on the return if his/her return is selected for audit?	<input checked="" type="checkbox"/>	<input type="checkbox"/>	
7 Did you ask the taxpayer if any of these credits were disallowed or reduced in a previous year? (If credits were disallowed or reduced, go to question 7a; if not, go to question 8.)	<input type="checkbox"/>	<input checked="" type="checkbox"/>	<input type="checkbox"/>
a Did you complete the required recertification Form 8862?	<input type="checkbox"/>	<input type="checkbox"/>	<input type="checkbox"/>
8 If the taxpayer is reporting self-employment income, did you ask questions to prepare a complete and correct Schedule C (Form 1040)?	<input type="checkbox"/>	<input type="checkbox"/>	<input type="checkbox"/>

Part II Due Diligence Questions for Returns Claiming EIC (If the return does not claim EIC, go to Part III.)

	Yes	No	N/A
9a Have you determined that the taxpayer is eligible to claim the EIC for the number of qualifying children claimed, or is eligible to claim the EIC without a qualifying child? (If the taxpayer is claiming the EIC and does not have a qualifying child, go to question 10.)	<input type="checkbox"/>	<input type="checkbox"/>	
b Did you ask the taxpayer if the child lived with the taxpayer for over half of the year, even if the taxpayer has supported the child the entire year?	<input type="checkbox"/>	<input type="checkbox"/>	
c Did you explain to the taxpayer the rules about claiming the EIC when a child is the qualifying child of more than one person (tiebreaker rules)?	<input type="checkbox"/>	<input type="checkbox"/>	<input type="checkbox"/>

Part III Due Diligence Questions for Returns Claiming CTC/ACTC/ODC (If the return does not claim CTC, ACTC, or ODC, go to Part IV.)

	Yes	No	N/A
10 Have you determined that each qualifying person for the CTC/ACTC/ODC is the taxpayer's dependent who is a citizen, national, or resident of the United States?	<input checked="" type="checkbox"/>	<input type="checkbox"/>	
11 Did you explain to the taxpayer that he/she may not claim the CTC/ACTC if the child has not lived with the taxpayer for over half of the year, even if the taxpayer has supported the child, unless the child's custodial parent has released a claim to exemption for the child?	<input checked="" type="checkbox"/>	<input type="checkbox"/>	<input type="checkbox"/>
12 Did you explain to the taxpayer the rules about claiming the CTC/ACTC/ODC for a child of divorced or separated parents (or parents who live apart), including any requirement to attach a Form 8332 or similar statement to the return?	<input checked="" type="checkbox"/>	<input type="checkbox"/>	<input type="checkbox"/>

Part IV Due Diligence Questions for Returns Claiming AOTC (If the return does not claim AOTC, go to Part V.)

	Yes	No
13 Did the taxpayer provide substantiation for the credit, such as a Form 1098-T and/or receipts for the qualified tuition and related expenses for the claimed AOTC?	<input type="checkbox"/>	<input type="checkbox"/>

Part V Due Diligence Questions for Claiming HOH (If the return does not claim HOH filing status, go to Part VI.)

	Yes	No
14 Have you determined that the taxpayer was unmarried or considered unmarried on the last day of the tax year and provided more than half of the cost of keeping up a home for the year for a qualifying person?	<input type="checkbox"/>	<input checked="" type="checkbox"/>

Part VI Eligibility Certification


- ▶ **You will have complied with all due diligence requirements for claiming the applicable credit(s) and/or HOH filing status on the return of the taxpayer identified above if you:**
 - A. Interview the taxpayer, ask adequate questions, contemporaneously document the taxpayer's responses on the return or in your notes, review adequate information to determine if the taxpayer is eligible to claim the credit(s) and/or HOH filing status and to figure the amount(s) of the credit(s);
 - B. Complete this Form 8867 truthfully and accurately and complete the actions described in this checklist for any applicable credit(s) claimed and HOH filing status, if claimed;
 - C. Submit Form 8867 in the manner required; **and**
 - D. Keep all five of the following records for 3 years from the latest of the dates specified in the Form 8867 instructions under *Document Retention*.
 1. A copy of this Form 8867.
 2. The applicable worksheet(s) or your own worksheet(s) for any credit(s) claimed.
 3. Copies of any documents provided by the taxpayer on which you relied to determine the taxpayer's eligibility for the credit(s) and/or HOH filing status and to figure the amount(s) of the credit(s).
 4. A record of how, when, and from whom the information used to prepare this form and the applicable worksheet(s) was obtained.
 5. A record of any additional information you relied upon, including questions you asked and the taxpayer's responses, to determine the taxpayer's eligibility for the credit(s) and/or HOH filing status and to figure the amount(s) of the credit(s).

▶ **If you have not complied with all due diligence requirements, you may have to pay a penalty for each failure to comply related to a claim of an applicable credit or HOH filing status (see instructions for more information).**

	Yes	No
15 Do you certify that all of the answers on this Form 8867 are, to the best of your knowledge, true, correct, and complete?	<input checked="" type="checkbox"/>	<input type="checkbox"/>



2200411513



Georgia Form **500** (Rev. 08/02/21)

Individual Income Tax Return

Georgia Department of Revenue

2021 (Approved software version)

Page **1**

Fiscal Year
Beginning

STATE GA
ISSUED

Fiscal Year
Ending

YOUR DRIVER'S
LICENSE/STATE ID

070314875

YOUR FIRST NAME
1. PAVAN

MI
K

YOUR SOCIAL SECURITY NUMBER
269-63-0043

LAST NAME (For Name Change See IT-511 Tax Booklet)
CHEBROLU

SUFFIX

SPOUSE'S FIRST NAME
VENKATA

MI
M

SPOUSE'S SOCIAL SECURITY NUMBER
824-60-4850

LAST NAME
MUVVALA

SUFFIX

DEPARTMENT USE ONLY

ADDRESS (NUMBER AND STREET or P.O. BOX) (Use 2nd address line for Apt, Suite or Building Number) CHECK IF ADDRESS HAS CHANGED
2. 700 RIVERWOOD LN

APT NO F

CITY (Please insert a space if the city has multiple names)
3. ROSWELL

STATE
GA

ZIP CODE
30075

(COUNTRY IF FOREIGN)

4. Enter your Residency Status with the appropriate number 4. 2

Residency Status

1. FULL-YEAR RESIDENT 2. PART-YEAR RESIDENT 08/01/2021 TO 12/31/2021 3. NONRESIDENT

Omit Lines 9 thru 14 and use Form 500 Schedule 3 if you are a part-year or nonresident filer.

5. Enter Filing Status with appropriate letter (See IT-511 Tax Booklet)..... 5. B

Filing Status

A. Single B. Married filing joint C. Married filing separate (Spouse's social security number must be entered above) D. Head of Household or Qualifying Widow(er)

6. Number of exemptions (Check appropriate box(es) and enter total in 6c.) 6a. Yourself X 6b. Spouse X 6c. 2

7a. Number of Dependents (Enter details on Line 7b., and DO NOT include yourself or your spouse)..... 7a. 2



2200411523

YOUR SOCIAL SECURITY NUMBER
 269-63-0043

7b. Dependents (If you have more than 4 dependents, attach a list of additional dependents)

First Name, MI. HANISH S	Last Name CHEBROLU
Social Security Number 643-89-0496	Relationship to You SON

First Name, MI. YOSHITH	Last Name CHEBROLU
Social Security Number 687-48-7009	Relationship to You SON

First Name, MI.	Last Name
Social Security Number	Relationship to You

First Name, MI.	Last Name
Social Security Number	Relationship to You

INCOME COMPUTATIONS

If amount on line 8, 9, 10, 13 or 15 is negative, use the minus sign (-). Example -3456.

- 8. Federal adjusted gross income (From Federal Form 1040)..... 8. 153953
 (Do not use FEDERAL TAXABLE INCOME) If the amount on Line 8 is \$40,000 or more, or your gross income is less than your W-2s you must include a copy of your Federal Form 1040 Pages 1, 2, and Schedule 1.
- 9. Adjustments from Form 500 Schedule 1 (See IT-511 Tax Booklet) 9.
- 10. Georgia adjusted gross income (Net total of Line 8 and Line 9)..... 10.
- 11. Standard Deduction (Do not use FEDERAL STANDARD DEDUCTION)..... 11a.
 (See IT-511 Tax Booklet)
 - b. Self: 65 or over? Blind? Total x 1,300=..... 11b.
 - Spouse: 65 or over? Blind?
 - c. Total Standard Deduction (Line 11a + Line 11b)..... 11c.
 Use EITHER Line 11c OR Line 12c (Do not write on both lines)
- 12. Total Itemized Deductions used in computing Federal Taxable Income. If you use itemized deductions, you must include Federal Schedule A.
 - a. Federal Itemized Deductions (Schedule A- Form 1040)..... 12a.
 - b. Less adjustments: (See IT-511 Tax Booklet) 12b.
 - c. Georgia Total Itemized Deductions..... 12c.
- 13. Subtract either Line 11c or Line 12c from Line 10; enter balance..... 13.



2200411533

YOUR SOCIAL SECURITY NUMBER
 269-63-0043

14a. Enter the number from Line 6c. Multiply by \$2,700 for filing status A or D or multiply by \$3,700 for filing status B or C	14a.		
14b. Enter the number from Line 7a. Multiply by \$3,000.....	14b.		
14c. Add Lines 14a. and 14b. Enter total	14c.		
15a. Income before GA NOL (Line 13 less Line 14c or Schedule 3, Line 14).....	15a.	52206	
15b. Georgia NOL utilized (Cannot exceed Line 15a or the amount after applying the 80% limitation, see IT-511 Tax Booklet for more information).....	15b.		
15c. Georgia Taxable Income (Line 15a less Line 15b).....	15c.	52206	
16. Tax (Use Tax Table or Tax Rate Schedule in the IT-511 Tax Booklet)	16.	2767	
17. Low Income Credit	17a.	17b.	17c.
18. Other State(s) Tax Credit (Include a copy of the other state(s) return)	18.		
19. Credits used from IND-CR Summary Worksheet	19.		
20. Total Credits Used from Schedule 2 Georgia Tax Credits (must be filed electronically)	20.		
21. Total Credits Used (sum of Lines 17-20) cannot exceed Line 16	21.		0
22. Balance (Line 16 less Line 21) if zero or less than zero, enter zero	22.		2767

INCOME STATEMENT DETAILS Only enter income on which Georgia tax was withheld. Enter income from W-2s, 1099s, and G2-As on Line 4 GA Wages/Income. For other income statements complete Line 4 using the income reported from **Form G2-RP Line 12 or 13; Form G2-LP Line 11, or for Form G2-FL enter zero.**

(INCOME STATEMENT A)				(INCOME STATEMENT B)				(INCOME STATEMENT C)			
1. WITHHOLDING TYPE:				1. WITHHOLDING TYPE:				1. WITHHOLDING TYPE:			
X W-2	G2-A	G2-LP		W-2	G2-A	G2-LP		W-2	G2-A	G2-LP	
1099	G2-FL	G2-RP		1099	G2-FL	G2-RP		1099	G2-FL	G2-RP	
2. EMPLOYER/PAYER FEDERAL ID NUMBER (FEIN) X SSN				2. EMPLOYER/PAYER FEDERAL ID NUMBER (FEIN) SSN				2. EMPLOYER/PAYER FEDERAL ID NUMBER (FEIN) SSN			
260116361											
3. EMPLOYER/PAYER STATE WITHHOLDING ID				3. EMPLOYER/PAYER STATE WITHHOLDING ID				3. EMPLOYER/PAYER STATE WITHHOLDING ID			
3206830IZ											
4. GA WAGES / INCOME				4. GA WAGES / INCOME				4. GA WAGES / INCOME			
59733											
5. GA TAX WITHHELD				5. GA TAX WITHHELD				5. GA TAX WITHHELD			
3271											

PLEASE COMPLETE INCOME STATEMENT DETAILS ON PAGE 4.

PAGES (1-5) ARE REQUIRED FOR PROCESSING



YOUR SOCIAL SECURITY NUMBER
 269-63-0043

Page 4

(INCOME STATEMENT D)

1. **WITHHOLDING TYPE:**
 W-2 G2-A G2-LP
 1099 G2-FL G2-RP
2. **EMPLOYER/PAYER FEDERAL**
 ID NUMBER (FEIN) SSN
3. **EMPLOYER/PAYER STATE WITHHOLDING ID**
4. **GA WAGES / INCOME**
5. **GA TAX WITHHELD**

(INCOME STATEMENT E)

1. **WITHHOLDING TYPE:**
 W-2 G2-A G2-LP
 1099 G2-FL G2-RP
2. **EMPLOYER/PAYER FEDERAL**
 ID NUMBER (FEIN) SSN
3. **EMPLOYER/PAYER STATE WITHHOLDING ID**
4. **GA WAGES / INCOME**
5. **GA TAX WITHHELD**

(INCOME STATEMENT F)

1. **WITHHOLDING TYPE:**
 W-2 G2-A G2-LP
 1099 G2-FL G2-RP
2. **EMPLOYER/PAYER FEDERAL**
 ID NUMBER (FEIN) SSN
3. **EMPLOYER/PAYER STATE WITHHOLDING ID**
4. **GA WAGES / INCOME**
5. **GA TAX WITHHELD**

23. Georgia Income Tax Withheld on Wages and 1099s	23.	3271
<small>(Enter Tax Withheld Only and include W-2s and/or 1099s)</small>		
24. Other Georgia Income Tax Withheld	24.	
<small>(Must include G2-A, G2-FL, G2-LP and/or G2-RP)</small>		
25. Estimated Tax paid for 2021 and Form IT-560	25.	
26. Schedule 2B Refundable Tax Credits	26.	
<small>(Cannot be claimed unless filed electronically)</small>		
27. Total prepayment credits (Add Lines 23, 24, 25 and 26)	27.	3271
28. If Line 22 exceeds Line 27, subtract Line 27 from Line 22 and enter balance due	28.	
29. If Line 27 exceeds Line 22, subtract Line 22 from Line 27 and enter overpayment	29.	504
30. Amount to be credited to 2022 ESTIMATED TAX	30.	0
31. Georgia Wildlife Conservation Fund (No gift of less than \$1.00)	31.	
32. Georgia Fund for Children and Elderly (No gift of less than \$1.00)	32.	
33. Georgia Cancer Research Fund (No gift of less than \$1.00)	33.	
34. Georgia Land Conservation Program (No gift of less than \$1.00)	34.	
35. Georgia National Guard Foundation (No gift of less than \$1.00)	35.	
36. Dog & Cat Sterilization Fund (No gift of less than \$1.00)	36.	
37. Saving the Cure Fund (No gift of less than \$1.00)	37.	
38. Realizing Educational Achievement Can Happen (REACH) Program	38.	
<small>(No gift of less than \$1.00)</small>		



2200411553

YOUR SOCIAL SECURITY NUMBER
269-63-0043

Page 5

- 39. Public Safety Memorial Grant (No gift of less than \$1.00)..... 39.
- 40. Form 500 UET (Estimated tax penalty) 500 UET exception attached 40.
- 41. (If you owe) Add Lines 28, 31 thru 40 41.
MAKE CHECK PAYABLE TO GEORGIA DEPARTMENT OF REVENUE..

Amount Due Mail To:
GEORGIA DEPARTMENT OF REVENUE
PROCESSING CENTER, PO BOX 740399
ATLANTA, GA 30374-0399

42. (If you are due a refund) Subtract the sum of Lines 30 thru 40 from Line 29
THIS IS YOUR REFUND..... 42. 504
If you do not enter Direct Deposit information or if you are a first time filer you will be issued a paper check.

42a. Direct Deposit (U.S. Accounts Only)

Type: Checking Savings
Routing Number 021000322
Account Number 483057117440

Refund Due Mail To:
GEORGIA DEPARTMENT OF REVENUE
PROCESSING CENTER, PO BOX 740380
ATLANTA, GA 30374-0380

INCLUDE ALL ITEMS IN ENVELOPE, **DO NOT STAPLE YOUR CHECK, W-2s, OTHER WITHHOLDING DOCUMENTS, OR TAX RETURN.**
I/We declare under the penalties of perjury that I/we have examined this return (including accompanying schedules and statements) and to the best of my/our knowledge and belief, it is true, correct, and complete. If prepared by a person other than the taxpayer(s), this declaration is based on all information of which the preparer has knowledge.

Taxpayer's Signature (Check box if deceased)

Spouse's Signature (Check box if deceased)

Taxpayer's Date of Death

Spouse's Date of Death

Taxpayer's Signature Date

Taxpayer's Phone Number
201-933-5457

Spouse's Signature Date

By providing my e-mail address I am authorizing the Georgia Department of Revenue to electronically notify me at the below e-mail address regarding any updates to my account(s).

Taxpayer's E-mail Address

I authorize DOR to discuss this return with the named preparer.

SYAM PRIYA RAM SAGAR GUPTA TALLAM

Signature of Preparer

Name of Preparer Other Than Taxpayer

SYAM PRIYA RAM SAGAR GUPT

Preparer's Phone Number
678-965-9522

Preparer's FEIN
30-1017196

Preparer's Firm Name
GLOBAL TAXES LLC

Preparer's SSN/PTIN/SIDN
P02082703



2207411513

YOUR SOCIAL SECURITY NUMBER

269-63-0043

DO NOT USE LINES 9 THRU 14 OF PAGES 2 AND 3 FORM 500 or 500X

SCHEDULE 3 COMPUTATION OF GEORGIA TAXABLE INCOME FOR ONLY PART-YEAR RESIDENTS AND NONRESIDENTS.

Income earned in another state as a Georgia resident is taxable but other state(s) tax credit may apply. See IT-511 Tax Booklet.

FEDERAL INCOME AFTER GEORGIA ADJUSTMENT (COLUMN A)	INCOME NOT TAXABLE TO GEORGIA (COLUMN B)	GEORGIA INCOME (COLUMN C)
1. WAGES, SALARIES, TIPS, etc 163712	1. WAGES, SALARIES, TIPS, etc 103979	1. WAGES, SALARIES, TIPS, etc 59733
2. INTEREST AND DIVIDENDS 132	2. INTEREST AND DIVIDENDS 132	2. INTEREST AND DIVIDENDS 0
3. BUSINESS INCOME OR (LOSS)	3. BUSINESS INCOME OR (LOSS)	3. BUSINESS INCOME OR (LOSS)
4. OTHER INCOME OR (LOSS) -9891	4. OTHER INCOME OR (LOSS) -9891	4. OTHER INCOME OR (LOSS) 0
5. TOTAL INCOME: TOTAL LINES 1 THRU 4 153953	5. TOTAL INCOME: TOTAL LINES 1 THRU 4 94220	5. TOTAL INCOME: TOTAL LINES 1 THRU 4 59733
6. TOTAL ADJUSTMENTS FROM FORM 1040	6. TOTAL ADJUSTMENTS FROM FORM 1040	6. TOTAL ADJUSTMENTS FROM FORM 1040
7. TOTAL ADJUSTMENTS FROM FORM 500, SCHEDULE 1	7. TOTAL ADJUSTMENTS FROM FORM 500, SCHEDULE 1	7. TOTAL ADJUSTMENTS FROM FORM 500, SCHEDULE 1
8. ADJUSTED GROSS INCOME: LINE 5 PLUS OR MINUS LINES 6 AND 7 153953	8. ADJUSTED GROSS INCOME: LINE 5 PLUS OR MINUS LINES 6 AND 7 94220	8. ADJUSTED GROSS INCOME: LINE 5 PLUS OR MINUS LINES 6 AND 7 59733
9. RATIO: Divide Line 8, Column C by Line 8, Column A enter percentage or check the box for Time Ratio. Enter percentage.....	9. 38.80	% Not to exceed 100%
10a. Itemized or Standard Deduction <input checked="" type="checkbox"/> or Georgia Itemized (See IT-511 Tax Booklet)	10a. 6000	
10b. Additional Standard Deduction Self: 65 or over? Blind? Spouse: 65 or over? Blind? Total X 1,300=	10b.	
11. Personal Exemptions from Form 500 or Form 500X (See IT-511 Tax Booklet)		
11a. Enter the number on Line 6c from Form 500 or Form 500X 2 multiply by \$2,700 for filing status A or D or multiply by \$3,700 for filing status B or C.....	11a. 7400	
11b. Enter the number on Line 7a from Form 500 or Form 500X 2 multiply by \$3,000 ..	11b. 6000	
12. Total Deductions and Exemptions: Add Lines 10a, 10b, 11a, and 11b	12. 19400	
13. Multiply Line 12 by Ratio on Line 9 and enter result.....	13. 7527	
14. Income before GA NOL: Subtract Line 13 from Line 8, Column C Enter here and on Line 15a, Page 3 of Form 500 or Form 500X.....	14. 52206	



New York State E-File Signature Authorization for Tax Year 2021

For Forms IT-201, IT-201-X, IT-203, IT-203-X, IT-214, and NYC-210

Electronic return originator (ERO): Do not mail this form to the Tax Department. Keep it for your records.

Taxpayer's name PAVAN K CHEBROLU	Spouse's name (jointly filed return only) VENKATA M MUVVALA
-------------------------------------	--

Purpose

Form TR-579-IT must be completed to authorize an ERO to e-file a personal income tax return and to transmit bank account information for the electronic funds withdrawal.

EROs must complete Part C prior to transmitting electronically filed income tax returns (Forms IT-201, IT-201-X, IT-203, IT-203-X, IT-214, and NYC-210).

Both the paid preparer and the ERO are required to sign Part C. However, an individual performing as both the paid preparer and the ERO is only required to sign as the paid preparer. It is not necessary to include the ERO signature in this case. Note that an alternative signature can be used as described in Publication 58, *Information for Income Tax Return Preparers*, available on our website.

General instructions

Taxpayers must complete Part B before the ERO transmits the taxpayer's electronically filed Forms IT-201, *Resident Income Tax Return*, IT-201-X, *Amended Resident Income Tax Return*, IT-203, *Nonresident and Part-Year Resident Income Tax Return*, IT-203-X, *Amended Nonresident and Part-Year Resident Income Tax Return*, IT-214, *Claim for Real Property Tax Credit*, and NYC-210, *Claim for New York City School Tax Credit*. Note that an electronic signature can be used as described in TSB-M-20(1)C, (2)I, *E-File Authorizations (TR-579 forms) for Taxpayers Using a Paid Preparer for Electronically Filed Tax Returns*.

This form is not required for electronically filed Form IT-370, *Application for Automatic Six-Month Extension of Time to File for Individuals*. See Form TR-579.1-IT, *New York State Taxpayer Authorization for Electronic Funds Withdrawal for Tax Year 2021 Form IT-370 and Tax Year 2022 Form IT-2105*.

For returns filed jointly, both spouses must complete and sign Form TR-579-IT.

Part A – Tax return information

1 Federal adjusted gross income (from applicable line)	1.	153953.
2 Refund	2.	1574.
3 Amount you owe	3.	
4 Financial institution routing number	4.	021000322
5 Financial institution account number	5.	483057117440
6 Account type: <input checked="" type="checkbox"/> Personal checking <input type="checkbox"/> Personal savings <input type="checkbox"/> Business checking <input type="checkbox"/> Business savings		

Part B – Declaration of taxpayer and authorizations for Forms IT-201, IT-201-X, IT-203, IT-203-X, IT-214, and NYC-210

Under penalty of perjury, I declare that I have examined the information on my 2021 New York State electronic personal income tax return, including any accompanying schedules, attachments, and statements, and certify that my electronic return is true, correct, and complete. The ERO has my consent to send my 2021 New York State electronic return to New York State through the Internal Revenue Service (IRS). In addition, by using a computer system and software to prepare and transmit my form electronically, I consent to the disclosure to New York State of all information pertaining to the transmission of my tax form electronically. I understand that by executing this Form TR-579-IT, I am authorizing the ERO to sign and file this return on my behalf and agree that the ERO's submission of my personal income tax return to the

IRS, together with this authorization, will serve as the electronic signature for the return and any authorized payment transaction. If I am paying my New York State personal income taxes due by electronic funds withdrawal, I certify that the account holder has authorized the New York State Tax Department and its designated financial agents to initiate an electronic funds withdrawal from the financial institution account indicated on my 2021 electronic return, and authorized the financial institution to withdraw the amount from that account. As New York does not support International ACH Transactions (IAT), I attest the source for these funds is within the United States. I understand and agree that I may revoke this authorization for payment only by contacting the Tax Department no later than two (2) business days prior to the payment date.

Taxpayer's signature	Date
Spouse's signature (jointly filed return only)	Date

Part C – Declaration of electronic return originator (ERO) and paid preparer

Under penalty of perjury, I declare that the information contained in this 2021 New York State electronic personal income tax return is the information furnished to me by the taxpayer. If the taxpayer furnished me a completed paper 2021 New York State return signed by a paid preparer, I declare that the information contained in the taxpayer's 2021 New York State electronic return

is identical to that contained in the paper copy of the return. If I am the paid preparer, under penalty of perjury I declare that I have examined this 2021 New York State electronic personal income tax return, and, to the best of my knowledge and belief, the return is true, correct, and complete. I have based this declaration on all information available to me.

Do not mail Form TR-579-IT to the Tax Department:

EROs must keep this form for three years and present it to the Tax Department upon request.

ERO's signature	Print name GLOBAL TAXES LLC	Date
Paid preparer's signature	Print name SYAM PRIYA RAM SAGAR GUPTA TALLAM	Date 03082022



Department of Taxation and Finance

Nonresident and Part-Year Resident Income Tax Return

New York State • New York City • Yonkers • MCTMT

IT-203


For the year January 1, 2021, through December 31, 2021, or fiscal year beginning **21**
and ending

For help completing your return, see the instructions, Form IT-203-I.

Your first name and middle initial PAVAN K		Your last name (for a joint return, enter spouse's name on line below) CHEBROLU		Your date of birth (mmdyyyy) 03071985	Your Social Security number 269630043
Spouse's first name and middle initial VENKATA M		Spouse's last name MUVALA		Spouse's date of birth (mmdyyyy) 11261993	Spouse's Social Security number 824604850
Mailing address (see instructions, page 12) (number and street or PO Box) 700 RIVERWOOD LN				Apartment number F	New York State county of residence NR
City, village, or post office ROSWELL		State GA	ZIP code 30075	Country	School district name NR
Taxpayer's permanent home address (see instr., pg. 12) (no. and street or rural route)				Apartment no.	City, village, or post office
				School district code number	
State	ZIP code	Country		Decedent information	Taxpayer's date of death
					Spouse's date of death

- A Filing status** (mark an **X** in one box):
- ① Single
 - ② Married filing joint return (enter both spouses' Social Security numbers above)
 - ③ Married filing separate return (enter both spouses' Social Security numbers above)
 - ④ Head of household (with qualifying person)
 - ⑤ Qualifying widow(er)
- B Did you itemize** your deductions on your 2021 federal income tax return? Yes No
- C Can you be claimed** as a dependent on another taxpayer's federal return? Yes No
- D1** Did you have a financial account located in a foreign country? (see page 13) Yes No
- D2** Were you required to report any nonqualified deferred compensation, as required by IRC § 457A, on your 2021 federal return? (see page 13) Yes No

- E New York City part-year residents only** (see page 13)
- (1) Number of months **you** lived in NY City in 2021
- (2) Number of months **your spouse** lived in NY City in 2021
- F** Enter your **2-character special condition code(s)** if applicable (see page 13)
- G New York State part-year residents** (see page 14)
- Enter the date you moved into or out of NYS (mmdyyyy)
- On the last day of the tax year (mark an **X** in one box):
- 1) Lived in NYS
 - 2) Lived outside NYS; received income from NYS sources during nonresident period
 - 3) Lived outside NYS; received no income from NYS sources during nonresident period
- H New York State nonresidents** (see page 14)
- Did you or your spouse maintain living quarters in NYS in 2021? Yes No
(if Yes, complete Form IT-203-B)



I Dependent information (see page 14)

First name and middle initial	Last name	Relationship	Social Security number	Date of birth (mmdyyyy)
HANISH S	CHEBROLU	SON	643890496	03132017
YOSHITH	CHEBROLU	SON	687487009	04232019

If more than 6 dependents, mark an **X** in the box.



203001213555

For office use only

NO HANDWRITTEN ENTRIES, OTHER THAN SIGNATURE, ON THIS FORM

Enter your Social Security number
269630043

Federal income and adjustments (see page 16)

Federal amount
Whole dollars only

New York State amount
Whole dollars only

1	Wages, salaries, tips, etc.	1	163712 .00	1	103980 .00
2	Taxable interest income	2	.00	2	.00
3	Ordinary dividends	3	132 .00	3	.00
4	Taxable refunds, credits, or offsets of state and local income taxes (also enter on line 24)	4	.00	4	.00
5	Alimony received	5	.00	5	.00
6	Business income or loss (submit a copy of federal Sch. C, Form 1040)	6	.00	6	.00
7	Capital gain or loss (if required, submit a copy of federal Sch. D, Form 1040)	7	-141 .00	7	.00
8	Other gains or losses (submit a copy of federal Form 4797)	8	.00	8	.00
9	Taxable amount of IRA distributions. Beneficiaries: mark X in box <input type="checkbox"/>	9	.00	9	.00
10	Taxable amount of pensions/annuities. Beneficiaries: mark X in box <input type="checkbox"/>	10	.00	10	.00
11	Rental real estate, royalties, partnerships, S corporations, trusts, etc. (submit a copy of federal Schedule E, Form 1040)	11	-9750 .00	11	.00
12	Rental real estate included in line 11 (federal amount) 12. -9750 .00				
13	Farm income or loss (submit a copy of federal Sch. F, Form 1040)	13	.00	13	.00
14	Unemployment compensation.....	14	.00	14	.00
15	Taxable amount of Social Security benefits (also enter on line 26)	15	.00	15	.00
16	Other income (see page 22) Identify:	16	.00	16	.00
17	Add lines 1 through 11 and 13 through 16	17	153953 .00	17	103980 .00
18	Total federal adjustments to income (see page 22) Identify:	18	.00	18	.00
19	Federal adjusted gross income (subtract line 18 from line 17) ..	19	153953 .00	19	103980 .00
19a	Recomputed federal adjusted gross income (see page 23, Line 19a worksheets)	19a	153953 .00	19a	103980 .00

New York additions (see page 24)

20	Interest income on state and local bonds and obligations (but not those of New York State or its localities)	20	.00	20	.00
21	Public employee 414(h) retirement contributions	21	.00	21	.00
22	Other (Form IT-225, line 9)	22	.00	22	.00
23	Add lines 19a through 22	23	153953 .00	23	103980 .00

New York subtractions (see page 25)

24	Taxable refunds, credits, or offsets of state and local income taxes (from line 4)	24	.00	24	.00
25	Pensions of NYS and local governments and the federal government (see page 25)	25	.00	25	.00
26	Taxable amount of Social Security benefits (from line 15)	26	.00	26	.00
27	Interest income on U.S. government bonds	27	.00	27	.00
28	Pension and annuity income exclusion	28	.00	28	.00
29	Other (Form IT-225, line 18)	29	.00	29	.00
30	Add lines 24 through 29	30	.00	30	.00
31	New York adjusted gross income (subtract line 30 from line 23)	31	153953 .00	31	103980 .00

32 Enter the amount from line 31, **Federal amount** column **32** 153953 .00

NO HANDWRITTEN ENTRIES, OTHER THAN SIGNATURE, ON THIS FORM

203002213555



Standard deduction or itemized deduction (see page 27)

33 Enter your **standard deduction** (table on page 27) or your **itemized deduction** (from Form IT-196).

Mark an **X** in the appropriate box: ... **Standard** – or – **Itemized**

33	16050.00
34 Subtract line 33 from line 32 (if line 33 is more than line 32, leave blank)	137903.00
35 Dependent exemptions (enter the number of dependents listed in Item I; see page 27)	2000.00
36 New York taxable income (subtract line 35 from line 34)	135903.00

Tax computation, credits, and other taxes

37 New York taxable income (from line 36)	37	135903.00
38 New York State tax on line 37 amount (see page 28)	38	8078.00
39 New York State household credit (page 28, table 1, 2, or 3)	39	.00
40 Subtract line 39 from line 38 (if line 39 is more than line 38, leave blank)	40	8078.00
41 New York State child and dependent care credit (see page 29)	41	.00
42 Subtract line 41 from line 40 (if line 41 is more than line 40, leave blank)	42	8078.00
43 New York State earned income credit (see page 29)	43	.00

44 Base tax (subtract line 43 from line 42; if line 43 is more than line 42, leave blank)	44	8078.00
--	----	---------

45 Income percentage (see page 29) New York State amount from line 31 ÷ Federal amount from line 31 = Round result to 4 decimal places

46 Allocated New York State tax (multiply line 44 by the decimal on line 45)	46	5456.00
47 New York State nonrefundable credits (Form IT-203-ATT, line 8)	47	.00
48 Subtract line 47 from line 46 (if line 47 is more than line 46, leave blank)	48	5456.00
49 Net other New York State taxes (Form IT-203-ATT, line 33)	49	.00
50 Total New York State taxes (add lines 48 and 49)	50	5456.00

New York City and Yonkers taxes, credits, and surcharges, and MCTMT

51 Part-year New York City resident tax (Form IT-360.1)	51	.00	See instructions on pages 29 through 31 to compute New York City and Yonkers taxes, credits, and surcharges, and MCTMT.
52 Part-year resident nonrefundable New York City child and dependent care credit	52	.00	
52a Subtract line 52 from line 51	52a	.00	
52b MCTMT net earnings base	52b	.00	
52c MCTMT	52c	.00	
53 Yonkers nonresident earnings tax (Form Y-203)	53	.00	
54 Part-year Yonkers resident income tax surcharge (Form IT-360.1)	54	.00	
55 Total New York City and Yonkers taxes / surcharges and MCTMT (add lines 52a, and 52c through 54)	55	.00	
56 Sales or use tax (See the instructions on page 31. Do not leave line 56 blank.)	56	0.00	
57 Voluntary contributions (Form IT-227, Part 2, line 1)	57	.00	
58 Total New York State, New York City, Yonkers, and sales or use taxes, MCTMT, and voluntary contributions (add lines 50, 55, 56, and 57)	58	5456.00	

NO HANDWRITTEN ENTRIES, OTHER THAN SIGNATURE, ON THIS FORM

203003213555



Enter your Social Security number
269630043

59 Enter amount from line 58 59 5456 .00

Payments and refundable credits (see page 32)

Table with 2 columns: Line number and Amount. Rows include NYC school tax credit, other refundable credits, and total payments and refundable credits.

If applicable, complete Form(s) IT-2 and/or IT-1099-R and submit them with your return (see pages 10 and 11). Do not send federal Form W-2 with your return.

Your refund, amount you owe, and account information (see pages 34 through 36)

Table with 2 columns: Line number and Amount. Rows include amount overpaid, amount available for refund, and total refund after NYS 529 account deposit.

Mark one refund choice: [X] direct deposit to checking or savings account (fill in line 73) - or - [] paper check

Refund? Direct deposit is the easiest, fastest way to get your refund. See page 35 for payment options.

Table with 2 columns: Line number and Amount. Rows include amount applied to 2022 tax, amount to be paid by electronic funds withdrawal, and estimated tax penalty.

See page 38 for the proper assembly of your return.

If the funds for your payment (or refund) would come from (or go to) an account outside the U.S., mark an X in this box (see pg. 36) []

73a Account type: [X] Personal checking - or - [] Personal savings - or - [] Business checking - or - [] Business savings
73b Routing number 021000322 73c Account number 483057117440

74 Electronic funds withdrawal (see page 36) Date [] Amount [] .00


Third-party designee? (see instr.) Yes [] No [X] Print designee's name, Designee's phone number, Personal identification number (PIN), Email:

Paid preparer must complete (see instructions) Preparer's NYTPRN, NYTPRN excl. code, Preparer's signature, Preparer's printed name, Firm's name, Preparer's PTIN or SSN, Address, Employer identification number, Date, Email.

Taxpayer(s) must sign here Your signature, Your occupation, Spouse's signature and occupation, Date, Daytime phone number, Email.

See instructions for where to mail your return.

NO HANDWRITTEN ENTRIES, OTHER THAN SIGNATURE, ON THIS FORM





Nonresident and Part-Year Resident Income Allocation And College Tuition Itemized Deduction Worksheet

IT-203-B

Name(s) and occupation(s) as shown on Form IT-203 PAVAN K CHEBROLU SOFTWARE ENGINEER AND VENKATA M MUVVALA HOME	Your Social Security number 269630043
--	--

Complete all parts that apply to you; see instructions (Form IT-203-l). Submit this form with your Form IT-203.

Schedule A – Allocation of wage and salary income to New York State

Complete a separate Schedule A for each job for which your wage and salary income is subject to allocation.

Additional Schedule A sections are provided on page 3 of this form. If you are required to complete more than one Schedule A, total the amounts from line p on all schedules and include this total on Form IT-203, line 1, in the *New York State amount* column.

Do not use this schedule for income based on the volume of business transacted. See the Schedule A instructions if:

- You had more than one job;
- You had a job for only part of the year; or
- You and your spouse each had a job that requires allocation.

1a Total days (see instructions)	1a	365
1b Saturdays and Sundays (not worked)	1b	
1c Holidays (not worked)	1c	
1d Sick leave	1d	
1e Vacation	1e	
1f Other nonworking days	1f	
1g Total nonworking days (add lines 1b through 1f)	1g	
1h Total days worked in year at this job (subtract line 1g from line 1a)	1h	365
1i Total days included in line 1h worked outside New York State	1i	
1j Enter number of days worked at home included in line 1i amount	1j	
1k Subtract line 1j from line 1i	1k	
1l Days worked in New York State (subtract line 1k from line 1h)	1l	365
1m Enter number of days from line 1h above	1m	365
1n Divide line 1l by line 1m; round the result to the fourth decimal place	1n	1.0000
1o Wages, salaries, tips, etc. (to be allocated)	1o	103980.00
1p New York State allocated wage and salary income (multiply line 1n by line 1o)	1p	103980.00

Include the line 1p amount on Form IT-203, line 1, in the *New York State amount* column.

Schedule B – Living quarters maintained in New York State by a nonresident

Mark an **X** in the box if NYS living quarters were maintained for you or by you for the entire tax year

If you or your spouse maintained living quarters in NYS during any part of the year, give address(es) below. Submit additional sheets if necessary. **For column E, mark an X in the box if the living quarters are still maintained for or by you.**

A – Street address	B – City, village, or post office	C	D – ZIP code	E
		NY		<input type="checkbox"/>
		NY		<input type="checkbox"/>
		NY		<input type="checkbox"/>
		NY		<input type="checkbox"/>

Enter the number of days spent in New York State in this tax year Any part of a day spent in New York State is considered a day spent in New York State.

NO HANDWRITTEN ENTRIES ON THIS FORM

234001213555



Enter your Social Security number
269630043

Schedule C – College tuition itemized deduction worksheet (See the instructions for Schedule C.)

- 1 Are you claimed as a dependent on another taxpayer's New York State tax return for this tax year? 1 Yes No
- If **Yes, stop**; you do not qualify for the college tuition itemized deduction.
 - If **No**, continue. Complete A through I below for each eligible student for whom you paid qualified college tuition expenses. Use additional sheets if necessary.

Eligible student 1	A	First name	MI	Last name	Suffix	B	Social Security number	C	Date of birth (mmddyyyy)		
D Is the student claimed as a dependent on your NYS return? (see instructions) Yes <input type="checkbox"/> No <input type="checkbox"/>											
E		EIN of college or university (see instructions)		F						Name of college or university (see instructions)	
G Were expenses for undergraduate tuition? (see instructions) Yes <input type="checkbox"/> No <input type="checkbox"/>											
H Amount of qualified college tuition expenses (see instructions)						I Enter the lesser of line H or 10,000					

Eligible student 2	A	First name	MI	Last name	Suffix	B	Social Security number	C	Date of birth (mmddyyyy)		
D Is the student claimed as a dependent on your NYS return? (see instructions) Yes <input type="checkbox"/> No <input type="checkbox"/>											
E		EIN of college or university (see instructions)		F						Name of college or university (see instructions)	
G Were expenses for undergraduate tuition? (see instructions) Yes <input type="checkbox"/> No <input type="checkbox"/>											
H Amount of qualified college tuition expenses (see instructions)						I Enter the lesser of line H or 10,000					

Eligible student 3	A	First name	MI	Last name	Suffix	B	Social Security number	C	Date of birth (mmddyyyy)		
D Is the student claimed as a dependent on your NYS return? (see instructions) Yes <input type="checkbox"/> No <input type="checkbox"/>											
E		EIN of college or university (see instructions)		F						Name of college or university (see instructions)	
G Were expenses for undergraduate tuition? (see instructions) Yes <input type="checkbox"/> No <input type="checkbox"/>											
H Amount of qualified college tuition expenses (see instructions)						I Enter the lesser of line H or 10,000					

2 **College tuition itemized deduction** (total the **line I** amounts for all eligible students; include amounts from any additional sheets).
 Also enter this amount on Form IT-196, *New York Resident, Nonresident, and Part-Year Resident Itemized Deductions*. 2 .00

NO HANDWRITTEN ENTRIES ON THIS FORM



Schedule A – Allocation of wage and salary income to New York State

2a Total days (see instructions)		2a	
Nonworking days included in line 2a:			
2b Saturdays and Sundays (not worked)	2b		
2c Holidays (not worked)	2c		
2d Sick leave	2d		
2e Vacation	2e		
2f Other nonworking days	2f		
2g Total nonworking days (add lines 2b through 2f)		2g	
2h Total days worked in year at this job (subtract line 2g from line 2a)		2h	
2i Total days included in line 2h worked outside New York State	2i		
2j Enter number of days worked at home included in line 2i amount	2j		
2k Subtract line 2j from line 2i		2k	
2l Days worked in New York State (subtract line 2k from line 2h)		2l	
2m Enter number of days from line 2h above		2m	
2n Divide line 2l by line 2m; round the result to the fourth decimal place		2n	
2o Wages, salaries, tips, etc. (to be allocated)	2o		.00
2p New York State allocated wage and salary income (multiply line 2n by line 2o)	2p		.00

Include the line 2p amount on Form IT-203, line 1, in the *New York State amount* column.

Schedule A – Allocation of wage and salary income to New York State

3a Total days (see instructions)		3a	
Nonworking days included in line 3a:			
3b Saturdays and Sundays (not worked)	3b		
3c Holidays (not worked)	3c		
3d Sick leave	3d		
3e Vacation	3e		
3f Other nonworking days	3f		
3g Total nonworking days (add lines 3b through 3f)		3g	
3h Total days worked in year at this job (subtract line 3g from line 3a)		3h	
3i Total days included in line 3h worked outside New York State	3i		
3j Enter number of days worked at home included in line 3i amount	3j		
3k Subtract line 3j from line 3i		3k	
3l Days worked in New York State (subtract line 3k from line 3h)		3l	
3m Enter number of days from line 3h above		3m	
3n Divide line 3l by line 3m; round the result to the fourth decimal place		3n	
3o Wages, salaries, tips, etc. (to be allocated)	3o		.00
3p New York State allocated wage and salary income (multiply line 3n by line 3o)	3p		.00

Include the line 3p amount on Form IT-203, line 1, in the *New York State amount* column.

NO HANDWRITTEN ENTRIES ON THIS FORM





Department of Taxation and Finance

Summary of W-2 Statements

New York State • New York City • Yonkers

IT-2

Do not detach or separate the W-2 Records below. File Form IT-2 as an entire page with your return. See instructions on the back.

W-2 Record 1

Box a Employee's Social Security number for this W-2 Record

269630043

Box b Employer identification number (EIN)

260116361

Box c Employer's information

Employer's name			
MORGAN STANLEY SERVICES GROUP INC			
Employer's address (number and street)			
1 NEW YORK PLAZA 5TH FLOOR			
City	State	ZIP code	Country (if not United States)
NEW YORK	NY	10004	

Box 1 Wages, tips, other compensation

163712.00

Box 8 Allocated tips

.00

Box 10 Dependent care benefits

.00

Box 11 Nonqualified plans

.00

Box 12a Amount

6640.00

Code

D

Box 12b Amount

28268.00

Code

DD

Box 12c Amount

.00

Code

Box 12d Amount

.00

Code

Box 14a Amount

385.00

Description

NY PFL

Box 14b Amount

.00

Description

Box 14c Amount

.00

Description

Box 14d Amount

.00

Description

Box 13 Statutory employee

Retirement plan

Third-party sick pay

Corrected (W-2c)

NY State information:

Box 15a NY State

NY

Box 16a NYS wages, tips, etc.

103980.00

Box 17a NYS income tax withheld

7030.00

Other state information:

Box 15b other state

GA

Box 16b Other state wages, tips, etc.

59733.00

Box 17b Other state income tax withheld

3271.00

NYC and Yonkers information (see instr.):

Box 18 Local wages, tips, etc.

Locality a .00

Locality b .00

Box 19 Local income tax withheld

Locality a .00

Locality b .00

Box 20 Locality name

Locality a

Locality b

Do not detach.

W-2 Record 2

Box a Employee's Social Security number for this W-2 Record

Box b Employer identification number (EIN)

Box c Employer's information

Employer's name			
Employer's address (number and street)			
City	State	ZIP code	Country (if not United States)

Box 1 Wages, tips, other compensation

.00

Box 8 Allocated tips

.00

Box 10 Dependent care benefits

.00

Box 11 Nonqualified plans

.00

Box 12a Amount

.00

Code

Box 12b Amount

.00

Code

Box 12c Amount

.00

Code

Box 12d Amount

.00

Code

Box 14a Amount

.00

Description

Box 14b Amount

.00

Description

Box 14c Amount

.00

Description

Box 14d Amount

.00

Description

Box 13 Statutory employee

Retirement plan

Third-party sick pay

Corrected (W-2c)

NY State information:

Box 15a NY State

NY

Box 16a NYS wages, tips, etc.

.00

Box 17a NYS income tax withheld

.00

Other state information:

Box 15b other state

Box 16b Other state wages, tips, etc.

.00

Box 17b Other state income tax withheld

.00

NYC and Yonkers information (see instr.):

Box 18 Local wages, tips, etc.

Locality a .00

Locality b .00

Box 19 Local income tax withheld

Locality a .00

Locality b .00

Box 20 Locality name


Locality a

Locality b

NO HANDWRITTEN ENTRIES ON THIS FORM

102001213555





040MP01210

For Privacy Act Notification, See Instructions

Your Social Security Number (required)
269630043

Last Name, First Name, Initial (Joint Filers enter first name and middle initial of each. Enter spouse's/CU partner's last name ONLY if different.)
CHEBROLU PAVAN K & MUVVALA VENKATA M

Spouse's/CU Partner's SSN (if filing jointly)
824604850

County/Municipality Code (See Table page 50)
0906

Home Address (Number and Street, including apartment number)
700 RIVERWOOD LN APT F

City, Town, Post Office
ROSWELL

State ZIP Code
GA 30075

Driver's License Number (Voluntary) (See instructions)
070314875

- Federal extension filed.
- The address above is a foreign address.
- Your address has changed.
- Death certificate is enclosed.
- Do not want a paper form next year.
- I authorize the Division of Taxation to discuss my return and enclosures with my preparer.
- NJ-1040-O is enclosed.


Gubernatorial Elections Fund Note: This does not reduce your refund or increase your balance due.

Do you want to designate \$1 to the Gubernatorial Elections Fund?	You	Yes	No
If joint return, does your spouse want to designate \$1?	Spouse/CU Partner	Yes	No

Direct Deposit Information

dd1. Direct deposit indicator (1 for direct deposit, 4 for no direct deposit)	dd1.	1	
dd2. Account type (C for checking, S for savings)	dd2.	C	
dd3. Fill in the checkbox if the direct deposit is going to an account outside the United States	dd3.		
dd4. Routing number	dd4.		021000322
dd5. Account number	dd5.		483057117440





040MP02210

Name(s) as shown on Form NJ-1040

CHEBROLU PAVAN K & MUVVALA VENKATA M

Your Social Security Number

269630043

1555

Part-year residents, provide months/days you were a New Jersey resident during 2021:

From: 010121 To: 073121

Fiscal year filers only:

Enter month of your year end 2 0 2 2

Filing Status

Fill in only one.

- 1. Single
- 2. Married/CU Couple, filing joint return
- 3. Married/CU Partner, filing separate return
- 4. Head of Household Enter spouse's/CU partner's SSN
- 5. Qualifying Widow(er)/Surviving CU Partner
Indicate the year of your spouse's/CU partner's death: 2019 2020


Exemptions

Fill in the ovals that apply. You must enter a total in the boxes to the right and complete the calculation.

6. Regular	<input checked="" type="checkbox"/>	Self	<input checked="" type="checkbox"/>	Spouse/CU Partner	Domestic Partner	2	x \$1,000 =	<u>2000</u>
7. Senior 65+ (Born in 1956 or earlier)		Self		Spouse/CU Partner			x \$1,000 =	_____
8. Blind/Disabled		Self		Spouse/CU Partner			x \$1,000 =	_____
9. Veteran		Self		Spouse/CU Partner			x \$6,000 =	_____
10. Qualified Dependent Children						2	x \$1,500 =	<u>3000</u>
11. Other Dependents							x \$1,500 =	_____
12. Dependents Attending Colleges (See instructions)							x \$1,000 =	_____
13. Total Exemption Amount (Add totals from the lines at 6 through 12)							13.	<u>5000</u> .

14. Dependent Information. Provide the following information for each dependent.

	Last Name, First Name, Middle Initial	Social Security Number	Birth Year	No Health Insurance
a.	<u>CHEBROLU, HANISH S</u>	<u>643890496</u>	<u>2017</u>	
b.	<u>CHEBROLU, YOSHITH</u>	<u>687487009</u>	<u>2019</u>	
c.	_____			
d.	_____			



040MP03210

Name(s) as shown on Form NJ-1040


CHEBROLU PAVAN K & MUVVALA VENKATA M

Your Social Security Number

269630043

1555

15. Wages, salaries, tips, and other employee compensation (State wages from Box 16 of enclosed W-2(s)) (See instructions)	15.	104960	.
16a. Taxable interest income (Enclose federal Schedule B if over \$1,500) (See instructions)	16a.	.	.
16b. Tax-exempt interest income (Enclose Schedule) (See instructions) Do not include on line 16a	16b.	.	.
17. Dividends	17.	.	.
18. Net profits from business (Schedule NJ-BUS-1, Part I, line 4) (Enclose federal Schedule C)	18.	.	.
19. Net gains or income from disposition of property (Schedule NJ-DOP, line 4)	19.	.	.
20a. Taxable pensions, annuities, and IRA distributions/withdrawals (See instructions)	20a.	.	.
20b. Excludable pension, annuity, and IRA distributions/withdrawals	20b.	.	.
21. Distributive Share of Partnership Income (Schedule NJ-BUS-1, Part II, line 4) (Enclose Schedule NJ-K-1 or federal Schedule K-1)	21.	.	.
22. Net pro rata share of S Corporation Income (Schedule NJ-BUS-1, Part III, line 4) (Enclose Schedule NJ-K-1 or federal Schedule K-1)	22.	.	.
23. Net gains or income from rents, royalties, patents, and copyrights (Schedule NJ-BUS-1, Part IV, line 4)	23.	.	.
24. Net Gambling Winnings (See instructions)	24.	.	.
25. Alimony and Separate Maintenance Payments received	25.	.	.
26. Other (Enclose documents) (See instructions)	26.	.	.
27. Total Income (Add lines 15, 16a, 17 through 20a, and 21 through 26)	27.	104960	.
28a. Pension/Retirement Exclusion (See instructions)	28a.	.	.
28b. Other Retirement Income Exclusion (See Worksheet D and instructions pages 19-20)	28b.	.	.
28c. Total Exclusion Amount (Add lines 28a and 28b)	28c.	.	.
29. New Jersey Gross Income (Subtract line 28c from line 27) (See instructions)	29.	104960	.
30. Exemption Amount (Enter amount from line 13. Part-year residents see instr.)	30.	2917	.
31. Medical Expenses (See Worksheet F and instructions)	31.	.	.
32. Alimony and Separate Maintenance Payments (See instructions)	32.	.	.
33. Qualified Conservation Contribution	33.	.	.
34. Health Enterprise Zone Deduction	34.	.	.
35. Alternative Business Calculation Adjustment (Schedule NJ-BUS-2, line 11)	35.	0	.
36. Organ/Bone Marrow Donation Deduction (See instructions)	36.	.	.
37. Total Exemptions and Deductions (Add lines 30 through 36)	37.	2917	.
38. Taxable Income (Subtract line 37 from line 29)	38.	102043	.
39a. Total Property Taxes (18% of Rent) Paid (See instructions page 23)	39a.	4320	.
39b. Block	.	.	.
39b. Lot	.	.	.
39b. Qualifier			Fill in if you completed Worksheet G
39c. County/Municipality Code			
39d. Indicate your residency status during 2021 (fill in only one)	Homeowner	Tenant	Both
40. Property Tax Deduction (From Worksheet H) (See instructions)			40.
41. New Jersey Taxable Income (Subtract line 40 from line 38)			41. 102043
42. Tax on Amount on line 41 (Tax Table page 52)			42. 2863
43. Credit For Income Taxes Paid to Other Jurisdictions (Enclose Schedule NJ-COJ) (See instructions)			43. 2863
Enter Code			32
44. Balance of Tax (Subtract line 43 from line 42)			44. 0
45. Sheltered Workshop Tax Credit			45. .
46. Gold Star Family Counseling Credit (See instructions)			46. .
47. Credit for Employer of Organ/Bone Marrow Donor (See instructions)			47. .
48. Total Credits (Add lines 45 through 47)			48. .
49. Balance of Tax After Credits (Subtract line 48 from line 44) If zero or less, make no entry			49. .
50. Use Tax Due on Internet, Mail-Order, or Other Out-of-State Purchases (See instructions) If no Use Tax, enter 0			50. 0
51. Interest on Underpayment of Estimated Tax			51. .
Fill in if Form NJ-2210 is enclosed			
52. Shared Responsibility Payment (See instructions) REQUIRED Enclose Schedule HCC and fill in			52. 0



040MP04210

Name(s) as shown on Form NJ-1040

CHEBROLU PAVAN K & MUVVALA VENKATA M

Your Social Security Number

269630043

1555

53. Total Tax Due (Add lines 49 through 52)	53.	0 .
54. Total NJ Income Tax Withheld (Enclose Forms W-2 and 1099) (Part year, see instructions)	54.	21 .
55. Property Tax Credit (See instructions page 23)	55.	29 .
56. New Jersey Estimated Tax Payments/Credit from 2020 tax return	56.	. .
57. New Jersey Earned Income Tax Credit (See instructions)	57.	. .
Fill in if you had the IRS calculate your federal earned income credit		
Fill in if you are a CU couple claiming the NJ Earned Income Tax Credit		
58. Excess New Jersey UI/WF/SWF Withheld (Enclose Form NJ-2450) (See instructions)	58.	. .
59. Excess New Jersey Disability Insurance Withheld (Enclose Form NJ-2450) (See instructions)	59.	. .
60. Excess New Jersey Family Leave Insurance Withheld (Enclose Form NJ-2450) (See instructions)	60.	. .
61. Wounded Warrior Caregivers Credit (See instructions)	61.	. .
62. Pass-Through Business Alternative Income Tax Credit (See instructions)	62.	. .
63. Child and Dependent Care Credit (See instructions)	63.	. .
Fill in if you are a CU couple claiming the Child and Dependent Care Credit		
64. Total Withholdings, Credits, and Payments (Add lines 54 through 63)	64.	50 .
65. If line 64 is less than line 53, you have tax due. Subtract line 64 from line 53 and enter the amount you owe	65.	. .
If you owe tax, you can still make a donation on lines 68 through 75.		
66. If the total on line 64 is more than line 53, you have an overpayment. Subtract line 53 from line 64 and enter the overpayment	66.	50 .
67. Amount from line 66 you want to credit to your 2022 tax	67.	. .
68. Contribution to N.J. Endangered Wildlife Fund	\$10 \$20 Other	68. . .
69. Contribution to N.J. Children's Trust Fund to Prevent Child Abuse	\$10 \$20 Other	69. . .
70. Contribution to N.J. Vietnam Veterans' Memorial Fund	\$10 \$20 Other	70. . .
71. Contribution to N.J. Breast Cancer Research Fund	\$10 \$20 Other	71. . .
72. Contribution to U.S.S. New Jersey Educational Museum Fund	\$10 \$20 Other	72. . .
73. Other Designated Contribution (See instructions)	\$10 \$20 Other Enter Code	73. . .
74. Other Designated Contribution (See instructions)	\$10 \$20 Other Enter Code	74. . .
75. Other Designated Contribution (See instructions)	\$10 \$20 Other Enter Code	75. . .
76. Total Adjustments to Tax Due/Overpayment amount (Add lines 67 through 75)	76.	. .
77. Balance due (If line 65 is more than zero, add line 65 and line 76)	77.	. .
78. Refund amount (If line 66 is more than zero, subtract line 76 from line 66)	78.	50 .

Under penalties of perjury, I declare that I have examined this Income Tax return, including accompanying schedules and statements, and to the best of my knowledge and belief, it is true, correct, and complete. If prepared by a person other than the taxpayer, this declaration is based on all information of which the preparer has any knowledge.

Your Signature Date Spouse's/CU Partner's Signature (required if filing jointly) Date

Paid Preparer's Signature Federal Identification Number

SYAM PRIYA RAM SAGAR GUPTA TALLAM **P02082703**
Firm's Name Firm's Federal Employer Identification Number

GLOBAL TAXES LLC **30-1017196**
Firm's Name Firm's Federal Employer Identification Number

Tax Due Address
Enclose payment along with the NJ-1040-V payment voucher and tax return. Use the labels provided with the envelope and mail to:
State of New Jersey
Division of Taxation
Revenue Processing Center - Payment
PO Box 111
Trenton, NJ 08645-0111
Include Social Security number and make check or money order payable to:
State of New Jersey - TGI
You can also make a payment on our website:
nj.gov/taxation

Refund or No Tax Due Address
Use the labels provided with the envelope and mail to:
New Jersey Division of Taxation
Revenue Processing Center - Refunds
PO Box 555
Trenton, NJ 08647-0555

Schedule NJ-DOP

Net Gains or Income From Disposition of Property

2021

List the net gains or income, less net loss, derived from the sale, exchange, or other disposition of property including real or personal whether tangible or intangible as reported on federal Schedule D.

	(a)	(b)	(c)	(d)	(e)	(f)
1.	Kind of property and description	Date acquired (mm/dd/yyyy)	Date sold (mm/dd/yyyy)	Gross sales price	Cost or other basis as adjusted (see instructions) and expense of sale	Gain or (loss) (d minus e)
	E*TRADE SECURITIES LLC	02/01/2021	10/11/2021	11,983.	12,126.	-143.
2.	Capital Gains Distributions					0.
3.	Other Net Gains					
4.	Net Gains (Add lines 1, 2, and 3.) (Enter here and on line 19. If loss, enter zero here and make no entry on line 19.).....					0.

Schedule NJ-WWC

Wounded Warrior Caregivers Credit

2021

Did you provide care for a relative who was a qualifying armed services member (see instructions)? Yes No

If "Yes," enter the name and Social Security number of the qualifying service member.

_____ - _____
 Last Name, First Name, Initial Social Security number

Enter your relationship to the qualifying service member.

If "No," you are not eligible for a Wounded Warrior Caregivers Credit. Make no entry on line 61, NJ-1040.

1. Enter the federal disability compensation of the armed services member	1.		
2. Maximum credit allowed	2.	675	00
3. Enter the lesser of line 1 or line 2	3.		
4. Were you the only caregiver for this service member during the tax year? <input type="radio"/> Yes <input type="radio"/> No If "No," enter your share (percentage) of the total care expenses for the year.	4.		%
5. If you answered "Yes" at line 4, enter the amount from line 3 here and on line 61, NJ-1040. If you answered "No" at line 4, multiply the amount on line 3 by the percentage on line 4. Enter the result here and on line 61, NJ-1040	5.		

Keep a copy of this schedule for your records

Schedule NJ-BUS-1
(Form NJ-1040)

New Jersey Gross Income Tax
Business Income Summary Schedule

2021

Part I Net Profits From Business		List the net profit (loss) from business(es). See instructions.	
	Business Name	Social Security Number/ Federal EIN	Profit or (Loss)
1.			
2.			
3.			
4.	Net Profit or (Loss). (Add lines 1, 2, and 3.) (Enter here and on line 18, NJ-1040. If loss, make no entry on line 18.)		4.

Part II Distributive Share of Partnership Income		List the distributive share of income (loss) from partnership(s). See instructions.	
	Partnership Name	Federal EIN	Share of Partnership Income or (Loss)
1.			
2.			
3.			
4.	Distributive Share of Partnership Income or (Loss). (Add lines 1, 2, and 3.) (Enter here and on line 21, NJ-1040. If loss, make no entry on line 21.)		4.
5.	Total Share of Pass-Through Business Alternative Income Tax (Add lines 1, 2, and 3.) (Enter here and include on line 62, NJ-1040.)		5.

Part III Net Pro Rata Share of S Corporation Income		List the pro rata share of income (usable loss) from S corporation(s). See instructions.	
	S Corporation Name	Federal EIN	Share of Pass-Through Business Alternative Income Tax
1.			
2.			
3.			
4.	Net Pro Rata Share of S Corporation Income or (Usable Loss). (Add lines 1, 2, and 3.) (Enter here and on line 22, NJ-1040. If loss, make no entry on line 22.)		4.
5.	Total Share of Pass-Through Business Alternative Income Tax (Add lines 1, 2, and 3.) (Enter here and include on line 62, NJ-1040)		5.

Part IV Net Gains or Income From Rents, Royalties, Patents, and Copyrights		List the net gains or net income, less net loss, derived from or in the form of rents, royalties, patents, and copyrights. See instructions. Type of Property: 1 – Rental real estate 2 – Royalties 3 – Patents 4 – Copyrights	
	Source of Income or Loss. If rental real estate, enter physical address of property.	Social Security Number/ Federal EIN	Type – Enter number from list above
1.	8-173-2, SANTHINAGAR	269630043	1
2.			
3.			
4.	Net Income or (Loss). (Add lines 1, 2, and 3.) (Enter here and on line 23, NJ-1040. If loss, make no entry on line 23.)		4.

Name(s) as shown on Form NJ-1040 CHEBROLU, PAVAN K & MUVVALA, VENKATA M	Social Security Number 269-63-0043
--	---------------------------------------

Schedule NJ-BUS-2
(Form NJ-1040)

New Jersey Gross Income Tax
Alternative Business Calculation Adjustment

2021

Part I Income (Loss)		Column A		Column B	
		Reportable Regular Business Income		Alternative Business Income (Loss)	
1.	Net Profits From Business	1a.	0.	1b.	0.
2.	Distributive Share of Partnership Income	2a.	0.	2b.	0.
3.	Net Pro Rata Share of S Corporation Income	3a.	0.	3b.	0.
4.	Net Gain or Income From Rents, Royalties, Patents, and Copyrights	4a.	0.	4b.	-5,663.
5.	Loss Carryforward From Tax Year 2020			5b.	(5,500.)
6.	Totals	6a.	0.	6b.	-11,163.
Part II Adjustment Calculation					
7.	Total Regular Business Income	7.	0.		
8.	Total Alternative Business Income/(Loss) (If loss, enter zero)	8.	0.		
9.	Business Increment (Subtract line 8 from line 7)	9.	0.		
10.	Adjustment Percentage	10.	0.50		
11.	Alternative Business Calculation Adjustment (Line 9 x 0.50)	11.	0.		
Part III Loss Carryforward to Tax Year 2022					
12.	Loss Carryforward to Tax Year 2022	12.		(11,163.)

Instructions

- Line 1a. Enter the amount from line 18, Form NJ-1040.
- Line 1b. Enter the amount from Part I, line 4, Schedule NJ-BUS-1 (Form NJ-1040).
- Line 2a. Enter the amount from line 21, Form NJ-1040.
- Line 2b. Enter the amount from Part II, line 4, Schedule NJ-BUS-1 (Form NJ-1040).
- Line 3a. Enter the amount from line 22, Form NJ-1040.
- Line 3b. Enter the amount from Part III, line 4, Schedule NJ-BUS-1 (Form NJ-1040).
- Line 4a. Enter the amount from line 23, Form NJ-1040.
- Line 4b. Enter the amount from Part IV, line 4, Schedule NJ-BUS-1 (Form NJ-1040).
- Line 5b. Enter the amount from line 12 of your 2020 Schedule NJ-BUS-2 (Form NJ-1040).
- Line 6a. Enter the total of lines 1a through 4a.
- Line 6b. Enter the total of lines 1b through 5b, netting gains with losses.
- Line 7. Enter the amount from line 6a of this schedule.
- Line 8. Enter the amount from line 6b of this schedule. If loss, enter zero here.
- Line 9. Subtract line 8 from line 7. If the result is zero, enter zero on line 11 and continue with line 12.
- Line 10. The adjustment percentage for Tax Year 2021 is 50% (0.50).
- Line 11. Multiply the amount on line 9 by 50% (0.50). Enter here and on line 35 of Form NJ-1040.
- Line 12. If the amount on line 6b is a loss, enter the amount of the loss on this line. Otherwise, enter zero.

If your income on line 29 is at or below the filing threshold,
do not complete this schedule.

Name as Shown on Return CHEBROLU, PAVAN K & MUVVALA, VENKATA M	Social Security No. 269-63-0043
---	------------------------------------


Part I

Did you and, if applicable, all members of your tax household, have minimum essential health coverage for every month in 2021 (See instructions for line 52, NJ-1040.) Part-year residents include only months as a New Jersey resident.

- Yes. You do not owe a shared responsibility payment. Fill in the oval at line 52, NJ-1040, and enclose this schedule with your return.
- No. Continue to Part II.

Part II

Enter the name and Social Security number for each member of your tax household. Check the box for every month each person had minimum essential health coverage or qualified for an exemption (part-year residents include only months as a New Jersey resident). If an individual qualified for an exemption, enter the exemption number. (See instructions for line 52, NJ-1040.) If an individual has more than one exemption number, check the box. If you need more space, enclose a statement listing any additional individuals.

QuickZoom to Shared Responsibility Payment Calculation Worksheet  _____

Name	SSN	Jan	Feb	Mar	Apr	May	Jun	Jul	Aug	Sep	Oct	Nov	Dec
		<input type="checkbox"/>	<input type="checkbox"/>	<input type="checkbox"/>	<input type="checkbox"/>	<input type="checkbox"/>	<input type="checkbox"/>	<input type="checkbox"/>	<input type="checkbox"/>	<input type="checkbox"/>	<input type="checkbox"/>	<input type="checkbox"/>	<input type="checkbox"/>
Exemption Code . .	_____	Check box if this individual has more than one exemption number .											
		Check box if this individual is under 18											
		<input type="checkbox"/>	<input type="checkbox"/>	<input type="checkbox"/>	<input type="checkbox"/>	<input type="checkbox"/>	<input type="checkbox"/>	<input type="checkbox"/>	<input type="checkbox"/>	<input type="checkbox"/>	<input type="checkbox"/>	<input type="checkbox"/>	<input type="checkbox"/>
Exemption Code . .	_____	Check box if this individual has more than one exemption number .											
		Check box if this individual is under 18											
		<input type="checkbox"/>	<input type="checkbox"/>	<input type="checkbox"/>	<input type="checkbox"/>	<input type="checkbox"/>	<input type="checkbox"/>	<input type="checkbox"/>	<input type="checkbox"/>	<input type="checkbox"/>	<input type="checkbox"/>	<input type="checkbox"/>	<input type="checkbox"/>
Exemption Code . .	_____	Check box if this individual has more than one exemption number .											
		Check box if this individual is under 18											
		<input type="checkbox"/>	<input type="checkbox"/>	<input type="checkbox"/>	<input type="checkbox"/>	<input type="checkbox"/>	<input type="checkbox"/>	<input type="checkbox"/>	<input type="checkbox"/>	<input type="checkbox"/>	<input type="checkbox"/>	<input type="checkbox"/>	<input type="checkbox"/>
Exemption Code . .	_____	Check box if this individual has more than one exemption number .											
		Check box if this individual is under 18											
		<input type="checkbox"/>	<input type="checkbox"/>	<input type="checkbox"/>	<input type="checkbox"/>	<input type="checkbox"/>	<input type="checkbox"/>	<input type="checkbox"/>	<input type="checkbox"/>	<input type="checkbox"/>	<input type="checkbox"/>	<input type="checkbox"/>	<input type="checkbox"/>
Exemption Code . .	_____	Check box if this individual has more than one exemption number .											
		Check box if this individual is under 18											
		<input type="checkbox"/>	<input type="checkbox"/>	<input type="checkbox"/>	<input type="checkbox"/>	<input type="checkbox"/>	<input type="checkbox"/>	<input type="checkbox"/>	<input type="checkbox"/>	<input type="checkbox"/>	<input type="checkbox"/>	<input type="checkbox"/>	<input type="checkbox"/>
Exemption Code . .	_____	Check box if this individual has more than one exemption number .											
		Check box if this individual is under 18											
		<input type="checkbox"/>	<input type="checkbox"/>	<input type="checkbox"/>	<input type="checkbox"/>	<input type="checkbox"/>	<input type="checkbox"/>	<input type="checkbox"/>	<input type="checkbox"/>	<input type="checkbox"/>	<input type="checkbox"/>	<input type="checkbox"/>	<input type="checkbox"/>
Exemption Code . .	_____	Check box if this individual has more than one exemption number .											
		Check box if this individual is under 18											
		<input type="checkbox"/>	<input type="checkbox"/>	<input type="checkbox"/>	<input type="checkbox"/>	<input type="checkbox"/>	<input type="checkbox"/>	<input type="checkbox"/>	<input type="checkbox"/>	<input type="checkbox"/>	<input type="checkbox"/>	<input type="checkbox"/>	<input type="checkbox"/>
Exemption Code . .	_____	Check box if this individual has more than one exemption number .											
		Check box if this individual is under 18											
		<input type="checkbox"/>	<input type="checkbox"/>	<input type="checkbox"/>	<input type="checkbox"/>	<input type="checkbox"/>	<input type="checkbox"/>	<input type="checkbox"/>	<input type="checkbox"/>	<input type="checkbox"/>	<input type="checkbox"/>	<input type="checkbox"/>	<input type="checkbox"/>
Exemption Code . .	_____	Check box if this individual has more than one exemption number .											
		Check box if this individual is under 18											