

Gain / Loss report

Sridhar Ungarala | 8086cf95-5bc6-5fd0-9f4c-65d23906fa5f | ususa999@gmail.com

About report

This report includes all taxable activity with realized gains or losses. For US customers, Sells and Converts are taxable events that realize gains. This report does not include taxable events like Staking or Coinbase Earn that result in income. For final tax obligations, please consult your tax advisor.

Summary

Cost Basis Method: **HIFO**

Data source	Long-term	Short-term	Total gains/losses
Coinbase	\$41.64	\$1,977.37	\$2,019.01
Total	\$41.64	\$1,977.37	\$2,019.01

Report legend

Short-term

The tax you pay on capital gains or losses depends on how long you hold the asset. If you hold an asset for 1 year or less, you pay the short term capital gains tax rate.

Long-term



The tax you pay on capital gains or losses depends on how long you hold the asset. If you hold an asset for 1 year and 1 day, or longer, you pay the long term capital gains tax rate.


Proceeds

The amount of money you received when you sold your cryptocurrency. If you received USD in exchange for your cryptocurrency then the cash you received is your proceeds. If you exchanged one cryptocurrency for another it will be the dollar value of the crypto you received.

Data source: Coinbase


These are taxable transactions incurring realized gains or losses where Coinbase all relevant data points.

Date Sold	Event	Amount	Proceeds	Cost Basis	Long Term	Short Term	Total Gains/Losses
01/04/2021	 Sold LTC	3.66018159	\$551.38	\$509.74	\$41.64	None	\$41.64
Date Acquired (Tax Lots)							
	05/19/2018	3.66018159 LTC	\$551.38	\$509.74	\$41.64	None	
Date Sold	Event	Amount	Proceeds	Cost Basis	Long Term	Short Term	Total Gains/Losses
01/11/2021	 Sold BTC	0.01709537	\$548.74	\$551.38	None	-\$2.64	-\$2.64
Date Acquired (Tax Lots)							
	01/04/2021	0.01709537 BTC	\$548.74	\$551.38	None	-\$2.64	

Date Sold	Event	Amount	Proceeds	Cost Basis	Long Term	Short Term	Total Gains/Losses
02/05/2021	 Sold BAND	26.64598075	\$333.24	\$303.00	None	\$30.24	\$30.24


Date Acquired (Tax Lots)

02/03/2021	8.59281286 BAND	\$107.46	\$100.00	None	\$7.46
01/21/2021	0.11800524 BAND	\$1.48	\$1.00	None	\$0.47
01/21/2021	0.11771492 BAND	\$1.47	\$1.00	None	\$0.47
01/21/2021	0.11771492 BAND	\$1.47	\$1.00	None	\$0.47
02/01/2021	17.69973281 BAND	\$221.36	\$200.00	None	\$21.36

Date Sold	Event	Amount	Proceeds	Cost Basis	Long Term	Short Term	Total Gains/Losses
02/09/2021	 Sold ZRX	187.85971886	\$271.58	\$333.24	None	-\$61.66	-\$61.66


Date Acquired (Tax Lots)

02/05/2021	187.85971886 ZRX	\$271.58	\$333.24	None	-\$61.66
------------	------------------	----------	----------	------	----------

Date Sold	Event	Amount	Proceeds	Cost Basis	Long Term	Short Term	Total Gains/Losses
05/14/2021	 Converted from COMP	0.0639517	\$50.00	\$28.86	None	\$21.14	\$21.14


Date Acquired (Tax Lots)

02/04/2021	0.0639517 COMP	\$50.00	\$28.86	None	\$21.14
------------	----------------	---------	---------	------	---------

Date Sold	Event	Amount	Proceeds	Cost Basis	Long Term	Short Term	Total Gains/Losses
05/14/2021	 Converted from COMP	0.15224755	\$120.00	\$68.70	None	\$51.30	\$51.30


Date Acquired (Tax Lots)

02/04/2021	0.15224755 COMP	\$120.00	\$68.70	None	\$51.30
------------	-----------------	----------	---------	------	---------

Date Sold	Event	Amount	Proceeds	Cost Basis	Long Term	Short Term	Total Gains/Losses
05/15/2021	 Converted from COMP	0.13446101	\$100.00	\$54.10	None	\$45.90	\$45.90


Date Acquired (Tax Lots)

12/28/2020	0.02104328 COMP	\$15.65	\$2.92	None	\$12.73
02/04/2021	0.11341773 COMP	\$84.35	\$51.18	None	\$33.17

Date Sold	Event	Amount	Proceeds	Cost Basis	Long Term	Short Term	Total Gains/Losses
05/15/2021	 Converted from CGLD	20.39401232	\$100.00	\$59.30	None	\$40.70	\$40.70

Date Acquired (Tax Lots)

02/01/2021	20.39401232 CGLD	\$100.00	\$59.30	None	\$40.70
------------	------------------	----------	---------	------	---------

Date Sold	Event	Amount	Proceeds	Cost Basis	Long Term	Short Term	Total Gains/Losses
10/15/2021	 Sold BTC	0.15401996	\$9,062.92	\$7,210.53	None	\$1,852.39	\$1,852.39
Date Acquired (Tax Lots)							
08/18/2021	0.14993999 BTC	\$8,822.84	\$7,016.03	None	\$1,806.81		
02/09/2021	0.00407997 BTC	\$240.08	\$194.50	None	\$45.58		