

Gain / Loss report

Hemanth Lam | f59328ab-4cd9-5da9-9883-74019cad5323 | hemanth_lam@yahoo.co.in

About report

This report includes all taxable activity with realized gains or losses. For US customers, Sells and Converts are taxable events that realize gains. This report does not include taxable events like Staking or Coinbase Earn that result in income. For final tax obligations, please consult your tax advisor.

Report legend

Short-term

The tax you pay on capital gains or losses depends on how long you hold the asset. If you hold an asset for 1 year or less, you pay the short term capital gains tax rate.


Long-term

The tax you pay on capital gains or losses depends on how long you hold the asset. If you hold an asset for 1 year and 1 day, or longer, you pay the long term capital gains tax rate.

Proceeds

The amount of money you received when you sold your cryptocurrency. If you received USD in exchange for your cryptocurrency then the cash you received is your proceeds. If you exchanged one cryptocurrency for another it will be the dollar value of the crypto you received.

Some data not available
Why?


When you transfer crypto to Coinbase and you acquired it elsewhere, Coinbase does not have a record of the asset's original cost basis and/or date acquired. For these transactions, we indicate that these data points are not available with .

How to treat these transactions

We estimate your gains/losses for these transactions by assuming \$0 cost basis and treating your date received as date acquired. Before filing your taxes, work with your tax professional or follow our guide to prepare these data points to accurately report your gains or losses.

Summary

Cost Basis Method: **HIFO**

Data source	Long-term	Short-term	Total gains/Losses
Coinbase	\$0.06	-\$25.24	-\$25.18
 Not Available	None	\$1.50	\$1.50
Total	\$0.06	-\$23.74	-\$23.68

Section 1

Data source: Coinbase

These are taxable transactions incurring realized gains or losses where Coinbase all relevant data points.

Date Sold	Event	Amount	Proceeds	Cost Basis	Long Term	Short Term	Total Gains/losses
08/05/2021	 Sold COMP	0.03145903	\$13.58	\$9.00	None	\$4.58	\$4.58
Date Acquired (Tax Lots)							
	06/18/2021	0.01048219 COMP	\$4.52	\$3.00	None	\$1.53	
	06/18/2021	0.01048842 COMP	\$4.53	\$3.00	None	\$1.53	
	06/18/2021	0.01048842 COMP	\$4.53	\$3.00	None	\$1.53	
Date Sold	Event	Amount	Proceeds	Cost Basis	Long Term	Short Term	Total Gains/losses
08/07/2021	 Sold BAL	0.15731361	\$3.07	\$3.00	None	\$0.07	\$0.07
Date Acquired (Tax Lots)							
	07/24/2021	0.05240044 BAL	\$1.02	\$1.00	None	\$0.02	
	07/24/2021	0.05251273 BAL	\$1.02	\$1.00	None	\$0.02	
	07/24/2021	0.05240044 BAL	\$1.02	\$1.00	None	\$0.02	

Date Sold	Event	Amount	Proceeds	Cost Basis	Long Term	Short Term	Total Gains/Losses
08/09/2021	Sold AMP	35.33152749	\$1.18	\$3.00	None	-\$1.82	-\$1.82

Date Acquired (Tax Lots)

06/18/2021	11.77717583 AMP	\$0.39	\$1.00	None	-\$0.61
06/18/2021	11.77717583 AMP	\$0.39	\$1.00	None	-\$0.61
06/18/2021	11.77717583 AMP	\$0.39	\$1.00	None	-\$0.61

Date Sold	Event	Amount	Proceeds	Cost Basis	Long Term	Short Term	Total Gains/Losses
08/09/2021	Sold BOND	0.08925915	\$1.29	\$3.01	None	-\$1.72	-\$1.72

Date Acquired (Tax Lots)

07/05/2021	0.02975305 BOND	\$0.43	\$1.00	None	-\$0.57
07/05/2021	0.02975305 BOND	\$0.43	\$1.00	None	-\$0.57
07/05/2021	0.02975305 BOND	\$0.43	\$1.00	None	-\$0.57

Date Sold	Event	Amount	Proceeds	Cost Basis	Long Term	Short Term	Total Gains/Losses
08/09/2021	Sold XLM	33.74889	\$8.68	\$10.00	None	-\$1.32	-\$1.32

Date Acquired (Tax Lots)

06/18/2021	6.743725 XLM	\$1.73	\$2.00	None	-\$0.27
06/18/2021	6.7588575 XLM	\$1.74	\$2.00	None	-\$0.26
06/18/2021	6.7588575 XLM	\$1.74	\$2.00	None	-\$0.26
06/18/2021	6.743725 XLM	\$1.73	\$2.00	None	-\$0.27
06/18/2021	6.743725 XLM	\$1.73	\$2.00	None	-\$0.27

Date Sold	Event	Amount	Proceeds	Cost Basis	Long Term	Short Term	Total Gains/Losses
08/09/2021	Sold GRT	6.61849709	\$3.83	\$4.00	None	-\$0.17	-\$0.17

Date Acquired (Tax Lots)

06/18/2021	1.61786119 GRT	\$0.94	\$1.00	None	-\$0.06
06/18/2021	1.61786119 GRT	\$0.94	\$1.00	None	-\$0.06
07/17/2021	1.76491352 GRT	\$1.02	\$1.00	None	\$0.02
06/18/2021	1.61786119 GRT	\$0.94	\$1.00	None	-\$0.06

Date Sold	Event	Amount	Proceeds	Cost Basis	Long Term	Short Term	Total Gains/Losses
08/09/2021	Sold CLV	2.75229357	\$2.05	\$3.01	None	-\$0.96	-\$0.96


Date Acquired (Tax Lots)

07/23/2021	0.91743119 CLV	\$0.68	\$1.00	None	-\$0.32
07/23/2021	0.91743119 CLV	\$0.68	\$1.00	None	-\$0.32
07/23/2021	0.91743119 CLV	\$0.68	\$1.00	None	-\$0.32

Date Sold	Event	Amount	Proceeds	Cost Basis	Long Term	Short Term	Total Gains/Losses
08/09/2021	Sold MATIC	2.08164704	\$1.37	\$3.00	None	-\$1.63	-\$1.63


Date Acquired (Tax Lots)

06/08/2021	0.6942034 MATIC	\$0.46	\$1.00	None	-\$0.55
06/08/2021	0.69372182 MATIC	\$0.46	\$1.00	None	-\$0.54
06/08/2021	0.69372182 MATIC	\$0.46	\$1.00	None	-\$0.54

Date Sold	Event	Amount	Proceeds	Cost Basis	Long Term	Short Term	Total Gains/Losses
08/11/2021	 Sold DOGE	297.92396045	\$79.01	\$100.00	None	-\$20.99	-\$20.99


Date Acquired (Tax Lots)

06/11/2021	297.92396045 DOGE	\$79.01	\$100.00	None	-\$20.99		
------------	-------------------	---------	----------	------	----------	--	--

Date Sold	Event	Amount	Proceeds	Cost Basis	Long Term	Short Term	Total Gains/Losses
08/26/2021	 Sold FET	5.87889477	\$2.32	\$2.97	None	-\$0.65	-\$0.65

Date Acquired (Tax Lots)

08/18/2021	1.95963159 FET	\$0.77	\$0.98	None	-\$0.21		
08/18/2021	1.95963159 FET	\$0.77	\$0.98	None	-\$0.21		
08/18/2021	1.95963159 FET	\$0.77	\$1.00	None	-\$0.23		

Date Sold	Event	Amount	Proceeds	Cost Basis	Long Term	Short Term	Total Gains/Losses
10/15/2021	 Converted from NKN	7.55748069	\$2.82	\$2.98	None	-\$0.16	-\$0.16

Date Acquired (Tax Lots)

10/07/2021	2.53613999 NKN	\$0.95	\$1.00	None	-\$0.06		
10/07/2021	2.51067035 NKN	\$0.94	\$0.99	None	-\$0.05		
10/07/2021	2.51067035 NKN	\$0.94	\$0.99	None	-\$0.05		

Date Sold	Event	Amount	Proceeds	Cost Basis	Long Term	Short Term	Total Gains/Losses
10/30/2021	Converted from AUCTION	0.0778614	\$3.02	\$3.00	None	\$0.02	\$0.02

Date Acquired (Tax Lots)

10/30/2021	0.0259538 AUCTION	\$1.01	\$1.00	None	\$0.01
10/30/2021	0.0259538 AUCTION	\$1.01	\$1.00	None	\$0.01
10/30/2021	0.0259538 AUCTION	\$1.01	\$1.00	None	\$0.01

Date Sold	Event	Amount	Proceeds	Cost Basis	Long Term	Short Term	Total Gains/Losses
11/06/2021	Sold BTC	0.00011923	\$6.76	\$7.18	\$0.06	-\$0.49	-\$0.42

Date Acquired (Tax Lots)

05/02/2018	0.00000132 BTC	\$0.07	\$0.01	\$0.06	None
11/03/2021	0.00002352 BTC	\$1.33	\$1.47	None	-\$0.13
10/15/2021	0.0000467 BTC	\$2.65	\$2.76	None	-\$0.11
10/30/2021	0.00004769 BTC	\$2.70	\$2.95	None	-\$0.24

Section 2

Data source: Not available

These are taxable transactions incurring realized gains or losses where the cost basis is unavailable.

For these transactions Coinbase does not have a cost basis on record. We estimate your gains/losses for these transactions by assuming \$0 cost basis and treating your date received as date acquired.

Date Sold	Event	Amount	Proceeds	Cost Basis	Long Term	Short Term	Total Gains/Losses
11/03/2021	Converted from LRC	1.12268645	\$1.50	\$0.00	None	\$1.50	\$1.50

Date Acquired (Tax Lots)

11/03/2021	0.3735943512534091 LRC	\$0.50	\$0.00	None	\$0.50
11/03/2021	0.3742795119395165 LRC	\$0.50	\$0.00	None	\$0.50
11/03/2021	0.3748125868070744 LRC	\$0.50	\$0.00	None	\$0.50