

Gain / Loss report

satish g | 4a8212d4-3eb4-5edd-aa1a-b571eea5a36f | nameissatish@gmail.com

About report

This report includes all taxable activity with realized gains or losses. For US customers, Sells and Converts are taxable events that realize gains. This report does not include taxable events like Staking or Coinbase Earn that result in income. For final tax obligations, please consult your tax advisor.

Summary

Cost Basis Method: **HIFO**

Data source	Long-term	Short-term	Total gains/losses
Coinbase	\$1,326.82	\$333.17	\$1,659.99
Total	\$1,326.82	\$333.17	\$1,659.99

Report legend

Short-term

The tax you pay on capital gains or losses depends on how long you hold the asset. If you hold an asset for 1 year or less, you pay the short term capital gains tax rate.

Long-term



The tax you pay on capital gains or losses depends on how long you hold the asset. If you hold an asset for 1 year and 1 day, or longer, you pay the long term capital gains tax rate.


Proceeds

The amount of money you received when you sold your cryptocurrency. If you received USD in exchange for your cryptocurrency then the cash you received is your proceeds. If you exchanged one cryptocurrency for another it will be the dollar value of the crypto you received.

Data source: Coinbase


These are taxable transactions incurring realized gains or losses where Coinbase all relevant data points.

Date Sold	Event	Amount	Proceeds	Cost Basis	Long Term	Short Term	Total Gains/Losses
01/04/2021	 Converted from LINK	100	\$1,438.72	\$275.15	\$1,163.57	None	\$1,163.57
Date Acquired (Tax Lots)							
	07/20/2019	100 LINK	\$1,438.72	\$275.15	\$1,163.57	None	
Date Sold	Event	Amount	Proceeds	Cost Basis	Long Term	Short Term	Total Gains/Losses
01/05/2021	 Converted from ZRX	822.48919847	\$347.38	\$184.14	\$163.24	None	\$163.24
Date Acquired (Tax Lots)							
	07/18/2019	822.48919847 ZRX	\$347.38	\$184.14	\$163.24	None	

Date Sold	Event	Amount	Proceeds	Cost Basis	Long Term	Short Term	Total Gains/Losses
01/05/2021	 Sold USDC	3029.66	\$3,029.66	\$3,029.66	None	-\$0.00	-\$0.00


Date Acquired (Tax Lots)

12/20/2020	0.00052 USDC	\$0.00	\$0.00	None	\$0.00	
01/04/2021	1422.800848 USDC	\$1,422.80	\$1,422.80	None	\$0.00	
12/29/2020	468.061002 USDC	\$468.06	\$468.06	None	-\$0.00	
12/27/2020	798.078775 USDC	\$798.08	\$798.08	None	-\$0.00	
01/05/2021	340.698597 USDC	\$340.70	\$340.70	None	\$0.00	
01/03/2021	0.020258 USDC	\$0.02	\$0.02	None	\$0.00	

Date Sold	Event	Amount	Proceeds	Cost Basis	Long Term	Short Term	Total Gains/Losses
01/30/2021	 Converted from GRT	291.58816084	\$178.73	\$106.75	None	\$71.98	\$71.98


Date Acquired (Tax Lots)

12/29/2020	291.58816084 GRT	\$178.73	\$106.75	None	\$71.98	
------------	------------------	----------	----------	------	---------	--

Date Sold	Event	Amount	Proceeds	Cost Basis	Long Term	Short Term	Total Gains/Losses
02/02/2021	 Sold XLM	1277.2451034	\$415.04	\$153.85	None	\$261.19	\$261.19

Date Acquired (Tax Lots)

01/11/2021	108.695443 XLM	\$35.32	\$29.66	None	\$5.66	
08/19/2020	1168.549604 XLM	\$379.72	\$124.19	None	\$255.53	

Date Sold	Event	Amount	Proceeds	Cost Basis	Long Term	Short Term	Total Gains/Losses
02/12/2021	 Converted from USDC	175.71	\$175.71	\$175.71	None	\$0.00	\$0.00
Date Acquired (Tax Lots)							
02/02/2021		0.033143 USDC	\$0.03	\$0.03	None	\$0.00	
01/03/2021		0.000201 USDC	\$0.00	\$0.00	None	\$0.00	
01/30/2021		175.676656 USDC	\$175.68	\$175.68	None	\$0.00	