

IRS e-file Signature Authorization

▶ **ERO must obtain and retain completed Form 8879.**
▶ **Go to www.irs.gov/Form8879 for the latest information.**

Submission Identification Number (SID) ▶

Taxpayer's name ISAMAR M RODRIGUEZ LIMA	Social security number 150-92-0265
Spouse's name MANOJ ENUGALA	Spouse's social security number 790-26-2705

Part I Tax Return Information — Tax Year Ending December 31, 2021 (Enter year you are authorizing.)

Enter whole dollars only on lines 1 through 5.

Note: Form 1040-SS filers use line 4 only. Leave lines 1, 2, 3, and 5 blank.

1 Adjusted gross income	1	125,874.
2 Total tax	2	13,035.
3 Federal income tax withheld from Form(s) W-2 and Form(s) 1099	3	10,730.
4 Amount you want refunded to you	4	
5 Amount you owe	5	905.

Part II Taxpayer Declaration and Signature Authorization (Be sure you get and keep a copy of your return)

Under penalties of perjury, I declare that I have examined a copy of the income tax return (original or amended) I am now authorizing, and to the best of my knowledge and belief, it is true, correct, and complete. I further declare that the amounts in Part I above are the amounts from the income tax return (original or amended) I am now authorizing. I consent to allow my intermediate service provider, transmitter, or electronic return originator (ERO) to send my return to the IRS and to receive from the IRS (a) an acknowledgement of receipt or reason for rejection of the transmission, (b) the reason for any delay in processing the return or refund, and (c) the date of any refund. If applicable, I authorize the U.S. Treasury and its designated Financial Agent to initiate an ACH electronic funds withdrawal (direct debit) entry to the financial institution account indicated in the tax preparation software for payment of my federal taxes owed on this return and/or a payment of estimated tax, and the financial institution to debit the entry to this account. This authorization is to remain in full force and effect until I notify the U.S. Treasury Financial Agent to terminate the authorization. To revoke (cancel) a payment, I must contact the U.S. Treasury Financial Agent at **1-888-353-4537**. Payment cancellation requests must be received no later than 2 business days prior to the payment (settlement) date. I also authorize the financial institutions involved in the processing of the electronic payment of taxes to receive confidential information necessary to answer inquiries and resolve issues related to the payment. I further acknowledge that the personal identification number (PIN) below is my signature for the income tax return (original or amended) I am now authorizing and, if applicable, my Electronic Funds Withdrawal Consent.

Taxpayer's PIN: check one box only

I authorize GLOBAL TAXES LLC to enter or generate my PIN

2	0	2	6	5
---	---	---	---	---

 as my signature on the income tax return (original or amended) I am now authorizing.

ERO firm name

Enter five digits, but don't enter all zeros

I will enter my PIN as my signature on the income tax return (original or amended) I am now authorizing. Check this box **only** if you are entering your own PIN **and** your return is filed using the Practitioner PIN method. The ERO must complete Part III below.

Your signature ▶ _____ Date ▶ _____

Spouse's PIN: check one box only

I authorize GLOBAL TAXES LLC to enter or generate my PIN

6	2	7	0	5
---	---	---	---	---

 as my signature on the income tax return (original or amended) I am now authorizing.

ERO firm name

Enter five digits, but don't enter all zeros

I will enter my PIN as my signature on the income tax return (original or amended) I am now authorizing. Check this box **only** if you are entering your own PIN **and** your return is filed using the Practitioner PIN method. The ERO must complete Part III below.

Spouse's signature ▶ _____ Date ▶ _____

Practitioner PIN Method Returns Only—continue below

Part III Certification and Authentication — Practitioner PIN Method Only

ERO's EFIN/PIN. Enter your six-digit EFIN followed by your five-digit self-selected PIN.

5	8	7	2	7	8						
---	---	---	---	---	---	--	--	--	--	--	--

 Don't enter all zeros

I certify that the above numeric entry is my PIN, which is my signature for the electronic individual income tax return (original or amended) I am now authorized to file for tax year indicated above for the taxpayer(s) indicated above. I confirm that I am submitting this return in accordance with the requirements of the Practitioner PIN method and **Pub. 1345**, Handbook for Authorized IRS e-file Providers of Individual Income Tax Returns.

ERO's signature ▶ _____ Date ▶ _____

ERO Must Retain This Form — See Instructions
Don't Submit This Form to the IRS Unless Requested To Do So

IF you live in . . .	THEN use this address to send in your payment . . .
Alabama, Florida, Georgia, Louisiana, Mississippi, North Carolina, South Carolina, Tennessee, Texas	Internal Revenue Service P.O. Box 1214 Charlotte, NC 28201-1214
Arkansas, Connecticut, Delaware, District of Columbia, Illinois, Indiana, Iowa, Kentucky, Maine, Maryland, Massachusetts, Minnesota, Missouri, New Hampshire, New Jersey, New York, Oklahoma, Rhode Island, Vermont, Virginia, West Virginia, Wisconsin	Internal Revenue Service P.O. Box 931000 Louisville, KY 40293-1000
Alaska, Arizona, California, Colorado, Hawaii, Idaho, Kansas, Michigan, Montana, Nebraska, Nevada, New Mexico, North Dakota, Ohio, Oregon, Pennsylvania, South Dakota, Utah, Washington, Wyoming	Internal Revenue Service P.O. Box 802501 Cincinnati, OH 45280-2501
A foreign country, American Samoa, or Puerto Rico (or are excluding income under Internal Revenue Code 933), or use an APO or FPO address, or file Form 2555 or 4563, or are a dual-status alien or nonpermanent resident of Guam or the U.S. Virgin Islands	Internal Revenue Service P.O. Box 1303 Charlotte, NC 28201-1303

MAIL FORM 1040-V TO THE INTERNAL REVENUE SERVICE CENTER AT THE ADDRESS LISTED BELOW.

▼ Detach Here and Mail With Your Payment and Return ▼

Department of the Treasury
Internal Revenue Service (99)

2021

Form 1040-V Payment Voucher

- ▶ Use this voucher when making a payment with Form 1040.
- ▶ Do not staple this voucher or your payment to Form 1040.
- ▶ Make your check or money order payable to the 'United States Treasury.'
- ▶ Write your social security number (SSN) on your check or money order.

Enter the amount of your payment ▶	905.
--	-------------

REV 02/16/22 PRO 1555

ISAMAR M RODRIGUEZ LIMA
MANOJ ENUGALA
61 MYRTLE AVE B5
IRVINGTON NJ 07111

INTERNAL REVENUE SERVICE
P.O. BOX 931000
LOUISVILLE, KY 40293-1000

150920265 HF RODR 30 0 202112 610

Filing Status Single Married filing jointly Married filing separately (MFS) Head of household (HOH) Qualifying widow(er) (QW)
 Check only one box. If you checked the MFS box, enter the name of your spouse. If you checked the HOH or QW box, enter the child's name if the qualifying person is a child but not your dependent ▶

Your first name and middle initial ISAMAR M	Last name RODRIGUEZ LIMA	Your social security number 150-92-0265
If joint return, spouse's first name and middle initial MANOJ	Last name ENUGALA	Spouse's social security number 790-26-2705
Home address (number and street). If you have a P.O. box, see instructions. 61 MYRTLE AVE		Apt. no. B5
City, town, or post office. If you have a foreign address, also complete spaces below. IRVINGTON		State NJ
Foreign country name		ZIP code 07111
Foreign province/state/county		Foreign postal code

You Spouse

At any time during 2021, did you receive, sell, exchange, or otherwise dispose of any financial interest in any virtual currency? Yes No

Standard Deduction **Someone can claim:** You as a dependent Your spouse as a dependent
 Spouse itemizes on a separate return or you were a dual-status alien

Age/Blindness **You:** Were born before January 2, 1957 Are blind **Spouse:** Was born before January 2, 1957 Is blind

Dependents (see instructions):	(1) First name Last name	(2) Social security number	(3) Relationship to you	(4) <input checked="" type="checkbox"/> if qualifies for (see instructions): Child tax credit	Credit for other dependents
If more than four dependents, see instructions and check here ▶ <input type="checkbox"/>	JOSEPH LIMA RODRIGUEZ LIMA	103-64-9276	Parent	<input type="checkbox"/>	<input checked="" type="checkbox"/>
				<input type="checkbox"/>	<input type="checkbox"/>
				<input type="checkbox"/>	<input type="checkbox"/>
				<input type="checkbox"/>	<input type="checkbox"/>

	1	Wages, salaries, tips, etc. Attach Form(s) W-2		1	149,359.
Attach Sch. B if required.	2a	Tax-exempt interest	2a	2b	
	3a	Qualified dividends	3a	3b	
	4a	IRA distributions	4a	4b	
	5a	Pensions and annuities	5a	5b	
	6a	Social security benefits	6a	6b	
	7	Capital gain or (loss). Attach Schedule D if required. If not required, check here ▶ <input type="checkbox"/>		7	290.
	8	Other income from Schedule 1, line 10		8	-23,775.
	9	Add lines 1, 2b, 3b, 4b, 5b, 6b, 7, and 8. This is your total income ▶		9	125,874.
	10	Adjustments to income from Schedule 1, line 26		10	
	11	Subtract line 10 from line 9. This is your adjusted gross income ▶		11	125,874.
Standard Deduction for— • Single or Married filing separately, \$12,550 • Married filing jointly or Qualifying widow(er), \$25,100 • Head of household, \$18,800 • If you checked any box under <i>Standard Deduction</i> , see instructions.	12a	Standard deduction or itemized deductions (from Schedule A)	12a	25,100.	
	b	Charitable contributions if you take the standard deduction (see instructions)	12b	600.	
	c	Add lines 12a and 12b	12c	25,700.	
	13	Qualified business income deduction from Form 8995 or Form 8995-A		13	
	14	Add lines 12c and 13		14	25,700.
	15	Taxable income. Subtract line 14 from line 11. If zero or less, enter -0-		15	100,174.

Table with tax line items 16-38. Includes sections for Total Tax (13,035), Federal income tax withheld (10,730), and Amount You Owe (905).

If you have a qualifying child, attach Sch. EIC.

Refund

Direct deposit? See instructions.

Amount You Owe

Third Party Designee

Do you want to allow another person to discuss this return with the IRS? See instructions. [] Yes. Complete below. [X] No

Sign Here

Under penalties of perjury, I declare that I have examined this return and accompanying schedules and statements, and to the best of my knowledge and belief, they are true, correct, and complete. Declaration of preparer (other than taxpayer) is based on all information of which preparer has any knowledge.

Joint return? See instructions. Keep a copy for your records.

Signature and occupation table for the preparer (Quality Manager) and spouse (Software Engineer).

Paid Preparer Use Only

Preparer information table including name (SYAM PRIYA RAM SAGAR GUPTA TALLAM), date (02/23/2022), and firm name (GLOBAL TAXES LLC).

**SCHEDULE 1
(Form 1040)**

Department of the Treasury
Internal Revenue Service

Additional Income and Adjustments to Income

▶ Attach to Form 1040, 1040-SR, or 1040-NR.
▶ Go to www.irs.gov/Form1040 for instructions and the latest information.

OMB No. 1545-0074

2021
Attachment
Sequence No. **01**

Name(s) shown on Form 1040, 1040-SR, or 1040-NR
ISAMAR M RODRIGUEZ LIMA & MANOJ ENUGALA

Your social security number
150-92-0265

Part I Additional Income

1	Taxable refunds, credits, or offsets of state and local income taxes	1	
2a	Alimony received	2a	
b	Date of original divorce or separation agreement (see instructions) ▶ _____		
3	Business income or (loss). Attach Schedule C	3	-53,362.
4	Other gains or (losses). Attach Form 4797	4	
5	Rental real estate, royalties, partnerships, S corporations, trusts, etc. Attach Schedule E	5	29,587.
6	Farm income or (loss). Attach Schedule F	6	
7	Unemployment compensation	7	
8	Other income:		
a	Net operating loss	8a	()
b	Gambling income	8b	
c	Cancellation of debt	8c	
d	Foreign earned income exclusion from Form 2555	8d	()
e	Taxable Health Savings Account distribution	8e	
f	Alaska Permanent Fund dividends	8f	
g	Jury duty pay	8g	
h	Prizes and awards	8h	
i	Activity not engaged in for profit income	8i	
j	Stock options	8j	
k	Income from the rental of personal property if you engaged in the rental for profit but were not in the business of renting such property	8k	
l	Olympic and Paralympic medals and USOC prize money (see instructions)	8l	
m	Section 951(a) inclusion (see instructions)	8m	
n	Section 951A(a) inclusion (see instructions)	8n	
o	Section 461(l) excess business loss adjustment	8o	
p	Taxable distributions from an ABLE account (see instructions)	8p	
z	Other income. List type and amount ▶ _____	8z	
9	Total other income. Add lines 8a through 8z	9	
10	Combine lines 1 through 7 and 9. Enter here and on Form 1040, 1040-SR, or 1040-NR, line 8	10	-23,775.

Part II Adjustments to Income

11	Educator expenses		11	
12	Certain business expenses of reservists, performing artists, and fee-basis government officials. Attach Form 2106		12	
13	Health savings account deduction. Attach Form 8889		13	
14	Moving expenses for members of the Armed Forces. Attach Form 3903		14	
15	Deductible part of self-employment tax. Attach Schedule SE		15	
16	Self-employed SEP, SIMPLE, and qualified plans		16	
17	Self-employed health insurance deduction		17	
18	Penalty on early withdrawal of savings		18	
19a	Alimony paid		19a	
b	Recipient's SSN ▶ _____			
c	Date of original divorce or separation agreement (see instructions) ▶ _____			
20	IRA deduction		20	
21	Student loan interest deduction		21	
22	Reserved for future use		22	
23	Archer MSA deduction		23	
24	Other adjustments:			
a	Jury duty pay (see instructions)	24a		
b	Deductible expenses related to income reported on line 8k from the rental of personal property engaged in for profit	24b		
c	Nontaxable amount of the value of Olympic and Paralympic medals and USOC prize money reported on line 8l	24c		
d	Reforestation amortization and expenses	24d		
e	Repayment of supplemental unemployment benefits under the Trade Act of 1974	24e		
f	Contributions to section 501(c)(18)(D) pension plans	24f		
g	Contributions by certain chaplains to section 403(b) plans	24g		
h	Attorney fees and court costs for actions involving certain unlawful discrimination claims (see instructions)	24h		
i	Attorney fees and court costs you paid in connection with an award from the IRS for information you provided that helped the IRS detect tax law violations	24i		
j	Housing deduction from Form 2555	24j		
k	Excess deductions of section 67(e) expenses from Schedule K-1 (Form 1041)	24k		
z	Other adjustments. List type and amount ▶ _____	24z		
25	Total other adjustments. Add lines 24a through 24z		25	
26	Add lines 11 through 23 and 25. These are your adjustments to income . Enter here and on Form 1040 or 1040-SR, line 10, or Form 1040-NR, line 10a		26	

**SCHEDULE C
(Form 1040)**

Department of the Treasury
Internal Revenue Service (99)

Profit or Loss From Business
(Sole Proprietorship)

OMB No. 1545-0074

2021

Attachment
Sequence No. **09**

▶ Go to www.irs.gov/ScheduleC for instructions and the latest information.

▶ Attach to Form 1040, 1040-SR, 1040-NR, or 1041; partnerships must generally file Form 1065.

Name of proprietor MANOJ ENUGALA	Social security number (SSN) 790-26-2705
A Principal business or profession, including product or service (see instructions) CAR DRIVER	B Enter code from instructions ▶ 4 8 5 3 0 0
C Business name. If no separate business name, leave blank. MANOJ ENUGALA	D Employer ID number (EIN) (see instr.)
E Business address (including suite or room no.) ▶ 61 MYRTLE AVE APT B5 City, town or post office, state, and ZIP code IRVINGTON, NJ 07111	
F Accounting method: (1) <input checked="" type="checkbox"/> Cash (2) <input type="checkbox"/> Accrual (3) <input type="checkbox"/> Other (specify) ▶	
G Did you "materially participate" in the operation of this business during 2021? If "No," see instructions for limit on losses . <input checked="" type="checkbox"/> Yes <input type="checkbox"/> No	
H If you started or acquired this business during 2021, check here <input type="checkbox"/>	
I Did you make any payments in 2021 that would require you to file Form(s) 1099? See instructions <input type="checkbox"/> Yes <input checked="" type="checkbox"/> No	
J If "Yes," did you or will you file required Form(s) 1099? <input type="checkbox"/> Yes <input type="checkbox"/> No	

Part I Income

1 Gross receipts or sales. See instructions for line 1 and check the box if this income was reported to you on Form W-2 and the "Statutory employee" box on that form was checked <input type="checkbox"/>	1	4,031.
2 Returns and allowances	2	
3 Subtract line 2 from line 1	3	4,031.
4 Cost of goods sold (from line 42)	4	
5 Gross profit. Subtract line 4 from line 3	5	4,031.
6 Other income, including federal and state gasoline or fuel tax credit or refund (see instructions)	6	
7 Gross income. Add lines 5 and 6 <input type="checkbox"/>	7	4,031.

Part II Expenses. Enter expenses for business use of your home **only** on line 30.

8 Advertising	8		18 Office expense (see instructions)	18	
9 Car and truck expenses (see instructions)	9	31,360.	19 Pension and profit-sharing plans	19	
10 Commissions and fees	10		20 Rent or lease (see instructions):		
11 Contract labor (see instructions)	11		a Vehicles, machinery, and equipment	20a	
12 Depletion	12		b Other business property	20b	
13 Depreciation and section 179 expense deduction (not included in Part III) (see instructions)	13		21 Repairs and maintenance	21	3,500.
14 Employee benefit programs (other than on line 19)	14		22 Supplies (not included in Part III)	22	
15 Insurance (other than health)	15		23 Taxes and licenses	23	
16 Interest (see instructions):			24 Travel and meals:		
a Mortgage (paid to banks, etc.)	16a		a Travel	24a	
b Other	16b		b Deductible meals (see instructions)	24b	1,800.
17 Legal and professional services	17		25 Utilities	25	1,900.
28 Total expenses before expenses for business use of home. Add lines 8 through 27a <input type="checkbox"/>	28		26 Wages (less employment credits)	26	
29 Tentative profit or (loss). Subtract line 28 from line 7	29		27a Other expenses (from line 48)	27a	
30 Expenses for business use of your home. Do not report these expenses elsewhere. Attach Form 8829 unless using the simplified method. See instructions. Simplified method filers only: Enter the total square footage of (a) your home: _____ and (b) the part of your home used for business: _____ . Use the Simplified Method Worksheet in the instructions to figure the amount to enter on line 30	30		27b Reserved for future use	27b	
31 Net profit or (loss). Subtract line 30 from line 29. • If a profit, enter on both Schedule 1 (Form 1040), line 3 , and on Schedule SE, line 2 . (If you checked the box on line 1, see instructions). Estates and trusts, enter on Form 1041, line 3 . • If a loss, you must go to line 32.	31				-34,529.
32 If you have a loss, check the box that describes your investment in this activity. See instructions. • If you checked 32a, enter the loss on both Schedule 1 (Form 1040), line 3 , and on Schedule SE, line 2 . (If you checked the box on line 1, see the line 31 instructions.) Estates and trusts, enter on Form 1041, line 3 . • If you checked 32b, you must attach Form 6198 . Your loss may be limited.					

32a All investment is at risk.
32b Some investment is not at risk.

Part III Cost of Goods Sold (see instructions)

33 Method(s) used to value closing inventory: **a** Cost **b** Lower of cost or market **c** Other (attach explanation)

34 Was there any change in determining quantities, costs, or valuations between opening and closing inventory? If "Yes," attach explanation **Yes** **No**

35 Inventory at beginning of year. If different from last year's closing inventory, attach explanation	35	
36 Purchases less cost of items withdrawn for personal use	36	
37 Cost of labor. Do not include any amounts paid to yourself	37	
38 Materials and supplies	38	
39 Other costs	39	
40 Add lines 35 through 39	40	
41 Inventory at end of year	41	
42 Cost of goods sold. Subtract line 41 from line 40. Enter the result here and on line 4	42	

Part IV Information on Your Vehicle. Complete this part **only** if you are claiming car or truck expenses on line 9 and are not required to file Form 4562 for this business. See the instructions for line 13 to find out if you must file Form 4562.

43 When did you place your vehicle in service for business purposes? (month/day/year) ▶ 01/01/2021

44 Of the total number of miles you drove your vehicle during 2021, enter the number of miles you used your vehicle for:

a Business 56,000 **b** Commuting (see instructions) **c** Other 28,000

45 Was your vehicle available for personal use during off-duty hours? **Yes** **No**

46 Do you (or your spouse) have another vehicle available for personal use?. **Yes** **No**

47a Do you have evidence to support your deduction? **Yes** **No**

b If "Yes," is the evidence written? **Yes** **No**

Part V Other Expenses. List below business expenses not included on lines 8–26 or line 30.

48 Total other expenses. Enter here and on line 27a	48

**SCHEDULE C
(Form 1040)**

Department of the Treasury
Internal Revenue Service (99)

Profit or Loss From Business
(Sole Proprietorship)

▶ Go to www.irs.gov/ScheduleC for instructions and the latest information.

▶ Attach to Form 1040, 1040-SR, 1040-NR, or 1041; partnerships must generally file Form 1065.

OMB No. 1545-0074

2021

Attachment
Sequence No. **09**

Name of proprietor MANOJ ENUGALA	Social security number (SSN) 790-26-2705
A Principal business or profession, including product or service (see instructions) SOFTWARE ENGINEER	B Enter code from instructions ▶ 5 1 9 1 0 0
C Business name. If no separate business name, leave blank. TECHLANCE CONSULTING LLC	D Employer ID number (EIN) (see instr.) 8 5 0 7 7 1 7 8 7
E Business address (including suite or room no.) ▶ 90 EAST HALSEY ROAD STE. 333#486 City, town or post office, state, and ZIP code PARSIPPANY, NJ 07054	
F Accounting method: (1) <input checked="" type="checkbox"/> Cash (2) <input type="checkbox"/> Accrual (3) <input type="checkbox"/> Other (specify) ▶	
G Did you "materially participate" in the operation of this business during 2021? If "No," see instructions for limit on losses . <input checked="" type="checkbox"/> Yes <input type="checkbox"/> No	
H If you started or acquired this business during 2021, check here <input type="checkbox"/>	
I Did you make any payments in 2021 that would require you to file Form(s) 1099? See instructions <input type="checkbox"/> Yes <input checked="" type="checkbox"/> No	
J If "Yes," did you or will you file required Form(s) 1099? <input type="checkbox"/> Yes <input type="checkbox"/> No	

Part I Income

1 Gross receipts or sales. See instructions for line 1 and check the box if this income was reported to you on Form W-2 and the "Statutory employee" box on that form was checked <input type="checkbox"/>	1	
2 Returns and allowances	2	
3 Subtract line 2 from line 1	3	
4 Cost of goods sold (from line 42)	4	
5 Gross profit. Subtract line 4 from line 3	5	
6 Other income, including federal and state gasoline or fuel tax credit or refund (see instructions)	6	
7 Gross income. Add lines 5 and 6 <input type="checkbox"/>	7	

Part II Expenses. Enter expenses for business use of your home **only** on line 30.

8 Advertising	8		18	Office expense (see instructions)
9 Car and truck expenses (see instructions)	9		19	Pension and profit-sharing plans
10 Commissions and fees	10		20	Rent or lease (see instructions):
11 Contract labor (see instructions)	11		20a	a Vehicles, machinery, and equipment
12 Depletion	12		20b	b Other business property 12,960.
13 Depreciation and section 179 expense deduction (not included in Part III) (see instructions)	13		21	Repairs and maintenance 2,000.
14 Employee benefit programs (other than on line 19)	14		22	Supplies (not included in Part III)
15 Insurance (other than health)	15		23	Taxes and licenses
16 Interest (see instructions):			24	Travel and meals:
a Mortgage (paid to banks, etc.)	16a		24a	a Travel
b Other	16b		24b	b Deductible meals (see instructions) 900.
17 Legal and professional services	17		25	Utilities
			26	Wages (less employment credits)
			27a	Other expenses (from line 48) 2,973.
			27b	b Reserved for future use
28 Total expenses before expenses for business use of home. Add lines 8 through 27a <input type="checkbox"/>	28		28	18,833.
29 Tentative profit or (loss). Subtract line 28 from line 7	29		29	-18,833.
30 Expenses for business use of your home. Do not report these expenses elsewhere. Attach Form 8829 unless using the simplified method. See instructions. Simplified method filers only: Enter the total square footage of (a) your home: _____ and (b) the part of your home used for business: _____ . Use the Simplified Method Worksheet in the instructions to figure the amount to enter on line 30	30		30	
31 Net profit or (loss). Subtract line 30 from line 29. • If a profit, enter on both Schedule 1 (Form 1040), line 3 , and on Schedule SE, line 2 . (If you checked the box on line 1, see instructions). Estates and trusts, enter on Form 1041, line 3 . • If a loss, you must go to line 32.	31		31	-18,833.
32 If you have a loss, check the box that describes your investment in this activity. See instructions. • If you checked 32a, enter the loss on both Schedule 1 (Form 1040), line 3 , and on Schedule SE, line 2 . (If you checked the box on line 1, see the line 31 instructions.) Estates and trusts, enter on Form 1041, line 3 . • If you checked 32b, you must attach Form 6198 . Your loss may be limited.			32a	<input checked="" type="checkbox"/> All investment is at risk.
			32b	<input type="checkbox"/> Some investment is not at risk.

Part III Cost of Goods Sold (see instructions)

33	Method(s) used to value closing inventory: a <input type="checkbox"/> Cost b <input type="checkbox"/> Lower of cost or market c <input type="checkbox"/> Other (attach explanation)	
34	Was there any change in determining quantities, costs, or valuations between opening and closing inventory? If "Yes," attach explanation	<input type="checkbox"/> Yes <input type="checkbox"/> No
35	Inventory at beginning of year. If different from last year's closing inventory, attach explanation	35
36	Purchases less cost of items withdrawn for personal use	36
37	Cost of labor. Do not include any amounts paid to yourself	37
38	Materials and supplies	38
39	Other costs	39
40	Add lines 35 through 39	40
41	Inventory at end of year	41
42	Cost of goods sold. Subtract line 41 from line 40. Enter the result here and on line 4	42

Part IV Information on Your Vehicle. Complete this part **only** if you are claiming car or truck expenses on line 9 and are not required to file Form 4562 for this business. See the instructions for line 13 to find out if you must file Form 4562.

43	When did you place your vehicle in service for business purposes? (month/day/year) ▶	_____
44	Of the total number of miles you drove your vehicle during 2021, enter the number of miles you used your vehicle for:	
	a Business _____ b Commuting (see instructions) _____ c Other _____	
45	Was your vehicle available for personal use during off-duty hours?	<input type="checkbox"/> Yes <input type="checkbox"/> No
46	Do you (or your spouse) have another vehicle available for personal use?	<input type="checkbox"/> Yes <input type="checkbox"/> No
47a	Do you have evidence to support your deduction?	<input type="checkbox"/> Yes <input type="checkbox"/> No
	b If "Yes," is the evidence written?	<input type="checkbox"/> Yes <input type="checkbox"/> No

Part V Other Expenses. List below business expenses not included on lines 8–26 or line 30.

INCORPORATION CHARGES	945.
E-MAIL CHARGES	120.
BOOK KEEPING CHARGES	860.
INSURANCE	788.
BANK CHARGES	180.
OTHER CHARGES	80.
48 Total other expenses. Enter here and on line 27a	48 2,973.

SCHEDULE D
(Form 1040)

Capital Gains and Losses

OMB No. 1545-0074

2021

Attachment
Sequence No. **12**

Department of the Treasury
Internal Revenue Service (99)

- ▶ Attach to Form 1040, 1040-SR, or 1040-NR.
- ▶ Go to www.irs.gov/ScheduleD for instructions and the latest information.
- ▶ Use Form 8949 to list your transactions for lines 1b, 2, 3, 8b, 9, and 10.

Name(s) shown on return

ISAMAR M RODRIGUEZ LIMA & MANOJ ENUGALA

Your social security number

150-92-0265

Did you dispose of any investment(s) in a qualified opportunity fund during the tax year? Yes No

If "Yes," attach Form 8949 and see its instructions for additional requirements for reporting your gain or loss.

Part I Short-Term Capital Gains and Losses—Generally Assets Held One Year or Less (see instructions)

See instructions for how to figure the amounts to enter on the lines below. This form may be easier to complete if you round off cents to whole dollars.	(d) Proceeds (sales price)	(e) Cost (or other basis)	(g) Adjustments to gain or loss from Form(s) 8949, Part I, line 2, column (g)	(h) Gain or (loss) Subtract column (e) from column (d) and combine the result with column (g)
1a Totals for all short-term transactions reported on Form 1099-B for which basis was reported to the IRS and for which you have no adjustments (see instructions). However, if you choose to report all these transactions on Form 8949, leave this line blank and go to line 1b				
1b Totals for all transactions reported on Form(s) 8949 with Box A checked	3,124.	2,579.		545.
2 Totals for all transactions reported on Form(s) 8949 with Box B checked	10,585.	10,840.		-255.
3 Totals for all transactions reported on Form(s) 8949 with Box C checked				
4 Short-term gain from Form 6252 and short-term gain or (loss) from Forms 4684, 6781, and 8824				4
5 Net short-term gain or (loss) from partnerships, S corporations, estates, and trusts from Schedule(s) K-1				5
6 Short-term capital loss carryover. Enter the amount, if any, from line 8 of your Capital Loss Carryover Worksheet in the instructions				6 ()
7 Net short-term capital gain or (loss) . Combine lines 1a through 6 in column (h). If you have any long-term capital gains or losses, go to Part II below. Otherwise, go to Part III on the back				7 290.

Part II Long-Term Capital Gains and Losses—Generally Assets Held More Than One Year (see instructions)

See instructions for how to figure the amounts to enter on the lines below. This form may be easier to complete if you round off cents to whole dollars.	(d) Proceeds (sales price)	(e) Cost (or other basis)	(g) Adjustments to gain or loss from Form(s) 8949, Part II, line 2, column (g)	(h) Gain or (loss) Subtract column (e) from column (d) and combine the result with column (g)
8a Totals for all long-term transactions reported on Form 1099-B for which basis was reported to the IRS and for which you have no adjustments (see instructions). However, if you choose to report all these transactions on Form 8949, leave this line blank and go to line 8b				
8b Totals for all transactions reported on Form(s) 8949 with Box D checked				
9 Totals for all transactions reported on Form(s) 8949 with Box E checked				
10 Totals for all transactions reported on Form(s) 8949 with Box F checked				
11 Gain from Form 4797, Part I; long-term gain from Forms 2439 and 6252; and long-term gain or (loss) from Forms 4684, 6781, and 8824				11
12 Net long-term gain or (loss) from partnerships, S corporations, estates, and trusts from Schedule(s) K-1				12
13 Capital gain distributions. See the instructions				13
14 Long-term capital loss carryover. Enter the amount, if any, from line 13 of your Capital Loss Carryover Worksheet in the instructions				14 ()
15 Net long-term capital gain or (loss) . Combine lines 8a through 14 in column (h). Then, go to Part III on the back				15

Part III Summary

<p>16 Combine lines 7 and 15 and enter the result</p> <ul style="list-style-type: none"> • If line 16 is a gain, enter the amount from line 16 on Form 1040, 1040-SR, or 1040-NR, line 7. Then, go to line 17 below. • If line 16 is a loss, skip lines 17 through 20 below. Then, go to line 21. Also be sure to complete line 22. • If line 16 is zero, skip lines 17 through 21 below and enter -0- on Form 1040, 1040-SR, or 1040-NR, line 7. Then, go to line 22. 	16	290.
<p>17 Are lines 15 and 16 both gains?</p> <p><input type="checkbox"/> Yes. Go to line 18.</p> <p><input checked="" type="checkbox"/> No. Skip lines 18 through 21, and go to line 22.</p>		
<p>18 If you are required to complete the 28% Rate Gain Worksheet (see instructions), enter the amount, if any, from line 7 of that worksheet ▶</p>	18	
<p>19 If you are required to complete the Unrecaptured Section 1250 Gain Worksheet (see instructions), enter the amount, if any, from line 18 of that worksheet ▶</p>	19	
<p>20 Are lines 18 and 19 both zero or blank and are you not filing Form 4952?</p> <p><input type="checkbox"/> Yes. Complete the Qualified Dividends and Capital Gain Tax Worksheet in the instructions for Forms 1040 and 1040-SR, line 16. Don't complete lines 21 and 22 below.</p> <p><input type="checkbox"/> No. Complete the Schedule D Tax Worksheet in the instructions. Don't complete lines 21 and 22 below.</p>		
<p>21 If line 16 is a loss, enter here and on Form 1040, 1040-SR, or 1040-NR, line 7, the smaller of:</p> <ul style="list-style-type: none"> • The loss on line 16; or • (\$3,000), or if married filing separately, (\$1,500) } <p>Note: When figuring which amount is smaller, treat both amounts as positive numbers.</p>	21 ()	
<p>22 Do you have qualified dividends on Form 1040, 1040-SR, or 1040-NR, line 3a?</p> <p><input type="checkbox"/> Yes. Complete the Qualified Dividends and Capital Gain Tax Worksheet in the instructions for Forms 1040 and 1040-SR, line 16.</p> <p><input checked="" type="checkbox"/> No. Complete the rest of Form 1040, 1040-SR, or 1040-NR.</p>		

Sales and Other Dispositions of Capital Assets

Department of the Treasury
Internal Revenue Service

▶ Go to www.irs.gov/Form8949 for instructions and the latest information.
▶ File with your Schedule D to list your transactions for lines 1b, 2, 3, 8b, 9, and 10 of Schedule D.

2021

Attachment
Sequence No. **12A**

Name(s) shown on return ISAMAR M RODRIGUEZ LIMA & MANOJ ENUGALA	Social security number or taxpayer identification number 150-92-0265
---	--

Before you check Box A, B, or C below, see whether you received any Form(s) 1099-B or substitute statement(s) from your broker. A substitute statement will have the same information as Form 1099-B. Either will show whether your basis (usually your cost) was reported to the IRS by your broker and may even tell you which box to check.

Part I Short-Term. Transactions involving capital assets you held 1 year or less are generally short-term (see instructions). For long-term transactions, see page 2.

Note: You may aggregate all short-term transactions reported on Form(s) 1099-B showing basis was reported to the IRS and for which no adjustments or codes are required. Enter the totals directly on Schedule D, line 1a; you aren't required to report these transactions on Form 8949 (see instructions).

You must check Box A, B, or C below. Check only one box. If more than one box applies for your short-term transactions, complete a separate Form 8949, page 1, for each applicable box. If you have more short-term transactions than will fit on this page for one or more of the boxes, complete as many forms with the same box checked as you need.

- (A)** Short-term transactions reported on Form(s) 1099-B showing basis was reported to the IRS (see **Note** above)
- (B)** Short-term transactions reported on Form(s) 1099-B showing basis **wasn't** reported to the IRS
- (C)** Short-term transactions not reported to you on Form 1099-B

1	(a) Description of property (Example: 100 sh. XYZ Co.)	(b) Date acquired (Mo., day, yr.)	(c) Date sold or disposed of (Mo., day, yr.)	(d) Proceeds (sales price) (see instructions)	(e) Cost or other basis. See the Note below and see <i>Column (e)</i> in the separate instructions	Adjustment, if any, to gain or loss. If you enter an amount in column (g), enter a code in column (f). See the separate instructions.		(h) Gain or (loss). Subtract column (e) from column (d) and combine the result with column (g)
						(f) Code(s) from instructions	(g) Amount of adjustment	
	ROBINHOOD SECURITIES LLC	01/05/21	08/25/21	2,239.	1,576.			663.
	COINBASE	04/03/21	10/06/21	885.	1,003.			-118.
2 Totals. Add the amounts in columns (d), (e), (g), and (h) (subtract negative amounts). Enter each total here and include on your Schedule D, line 1b (if Box A above is checked), line 2 (if Box B above is checked), or line 3 (if Box C above is checked) ▶				3,124.	2,579.			545.

Note: If you checked Box A above but the basis reported to the IRS was incorrect, enter in column (e) the basis as reported to the IRS, and enter an adjustment in column (g) to correct the basis. See *Column (g)* in the separate instructions for how to figure the amount of the adjustment.

Sales and Other Dispositions of Capital Assets

Department of the Treasury
Internal Revenue Service

▶ Go to www.irs.gov/Form8949 for instructions and the latest information.
▶ File with your Schedule D to list your transactions for lines 1b, 2, 3, 8b, 9, and 10 of Schedule D.

2021
Attachment
Sequence No. **12A**

Name(s) shown on return: ISAMAR M RODRIGUEZ LIMA & MANOJ ENUGALA Social security number or taxpayer identification number: 150-92-0265

Before you check Box A, B, or C below, see whether you received any Form(s) 1099-B or substitute statement(s) from your broker. A substitute statement will have the same information as Form 1099-B. Either will show whether your basis (usually your cost) was reported to the IRS by your broker and may even tell you which box to check.

Part I **Short-Term.** Transactions involving capital assets you held 1 year or less are generally short-term (see instructions). For long-term transactions, see page 2.

Note: You may aggregate all short-term transactions reported on Form(s) 1099-B showing basis was reported to the IRS and for which no adjustments or codes are required. Enter the totals directly on Schedule D, line 1a; you aren't required to report these transactions on Form 8949 (see instructions).

You must check Box A, B, or C below. Check only one box. If more than one box applies for your short-term transactions, complete a separate Form 8949, page 1, for each applicable box. If you have more short-term transactions than will fit on this page for one or more of the boxes, complete as many forms with the same box checked as you need.

- (A) Short-term transactions reported on Form(s) 1099-B showing basis was reported to the IRS (see **Note** above)
- (B) Short-term transactions reported on Form(s) 1099-B showing basis **wasn't** reported to the IRS
- (C) Short-term transactions not reported to you on Form 1099-B

1	(a) Description of property (Example: 100 sh. XYZ Co.)	(b) Date acquired (Mo., day, yr.)	(c) Date sold or disposed of (Mo., day, yr.)	(d) Proceeds (sales price) (see instructions)	(e) Cost or other basis. See the Note below and see <i>Column (e)</i> in the separate instructions	Adjustment, if any, to gain or loss. If you enter an amount in column (g), enter a code in column (f). See the separate instructions.		(h) Gain or (loss). Subtract column (e) from column (d) and combine the result with column (g)
						(f) Code(s) from instructions	(g) Amount of adjustment	
	ROBINHOOD CRYPTO LLC	05/04/21	11/08/21	10,585.	10,840.			-255.
2 Totals. Add the amounts in columns (d), (e), (g), and (h) (subtract negative amounts). Enter each total here and include on your Schedule D, line 1b (if Box A above is checked), line 2 (if Box B above is checked), or line 3 (if Box C above is checked) ▶				10,585.	10,840.			-255.

Note: If you checked Box A above but the basis reported to the IRS was incorrect, enter in column (e) the basis as reported to the IRS, and enter an adjustment in column (g) to correct the basis. See *Column (g)* in the separate instructions for how to figure the amount of the adjustment.

Name(s) shown on return. Do not enter name and social security number if shown on other side.

Your social security number

ISAMAR M RODRIGUEZ LIMA & MANOJ ENUGALA

150-92-0265

Caution: The IRS compares amounts reported on your tax return with amounts shown on Schedule(s) K-1.

Part II Income or Loss From Partnerships and S Corporations – Note: If you report a loss, receive a distribution, dispose of stock, or receive a loan repayment from an S corporation, you **must** check the box in column (e) on line 28 and attach the required basis computation. If you report a loss from an at-risk activity for which **any** amount is **not** at risk, you **must** check the box in column (f) on line 28 and attach **Form 6198**. See instructions.

27 Are you reporting any loss not allowed in a prior year due to the at-risk or basis limitations, a prior year unallowed loss from a passive activity (if that loss was not reported on Form 8582), or unreimbursed partnership expenses? If you answered "Yes," see instructions before completing this section **Yes** **No**

28	(a) Name	(b) Enter P for partnership; S for S corporation	(c) Check if foreign partnership	(d) Employer identification number	(e) Check if basis computation is required	(f) Check if any amount is not at risk
A	TECH MARK SOLUTION INC	S	<input type="checkbox"/>	86-1219868	<input type="checkbox"/>	<input type="checkbox"/>
B			<input type="checkbox"/>		<input type="checkbox"/>	<input type="checkbox"/>
C			<input type="checkbox"/>		<input type="checkbox"/>	<input type="checkbox"/>
D			<input type="checkbox"/>		<input type="checkbox"/>	<input type="checkbox"/>

Passive Income and Loss		Nonpassive Income and Loss		
(g) Passive loss allowed (attach Form 8582 if required)	(h) Passive income from Schedule K-1	(i) Nonpassive loss allowed (see Schedule K-1)	(j) Section 179 expense deduction from Form 4562	(k) Nonpassive income from Schedule K-1
A				
B				
C				
D				
29a Totals	29,587.			
b Totals				
30 Add columns (h) and (k) of line 29a				30 29,587.
31 Add columns (g), (i), and (j) of line 29b				31 ()
32 Total partnership and S corporation income or (loss). Combine lines 30 and 31				32 29,587.

Part III Income or Loss From Estates and Trusts

33	(a) Name	(b) Employer identification number
A		
B		

Passive Income and Loss		Nonpassive Income and Loss	
(c) Passive deduction or loss allowed (attach Form 8582 if required)	(d) Passive income from Schedule K-1	(e) Deduction or loss from Schedule K-1	(f) Other income from Schedule K-1
A			
B			
34a Totals			
b Totals			
35 Add columns (d) and (f) of line 34a			35
36 Add columns (c) and (e) of line 34b			36 ()
37 Total estate and trust income or (loss). Combine lines 35 and 36			37

Part IV Income or Loss From Real Estate Mortgage Investment Conduits (REMICs)—Residual Holder

38	(a) Name	(b) Employer identification number	(c) Excess inclusion from Schedules Q , line 2c (see instructions)	(d) Taxable income (net loss) from Schedules Q , line 1b	(e) Income from Schedules Q , line 3b
39	Combine columns (d) and (e) only. Enter the result here and include in the total on line 41 below				39

Part V Summary

40	Net farm rental income or (loss) from Form 4835 . Also, complete line 42 below	40	
41	Total income or (loss). Combine lines 26, 32, 37, 39, and 40. Enter the result here and on Schedule 1 (Form 1040), line 5 ▶	41	29,587.
42	Reconciliation of farming and fishing income. Enter your gross farming and fishing income reported on Form 4835, line 7; Schedule K-1 (Form 1065), box 14, code B; Schedule K-1 (Form 1120-S), box 17, code AD; and Schedule K-1 (Form 1041), box 14, code F. See instructions	42	
43	Reconciliation for real estate professionals. If you were a real estate professional (see instructions), enter the net income or (loss) you reported anywhere on Form 1040, Form 1040-SR, or Form 1040-NR from all rental real estate activities in which you materially participated under the passive activity loss rules	43	

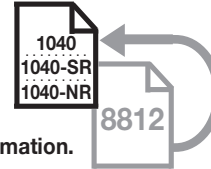
**SCHEDULE 8812
(Form 1040)**

Department of the Treasury
Internal Revenue Service (99)

**Credits for Qualifying Children
and Other Dependents**

▶ Attach to Form 1040, 1040-SR, or 1040-NR.

▶ Go to www.irs.gov/Schedule8812 for instructions and the latest information.



OMB No. 1545-0074

2021

Attachment
Sequence No. **47**

Name(s) shown on return

ISAMAR M RODRIGUEZ LIMA & MANOJ ENUGALA

Your social security number

150-92-0265

Part I-A Child Tax Credit and Credit for Other Dependents

1	Enter the amount from line 11 of your Form 1040, 1040-SR, or 1040-NR	1	125,874.
2a	Enter income from Puerto Rico that you excluded	2a	
b	Enter the amounts from lines 45 and 50 of your Form 2555	2b	0.
c	Enter the amount from line 15 of your Form 4563	2c	
d	Add lines 2a through 2c	2d	0.
3	Add lines 1 and 2d	3	125,874.
4a	Number of qualifying children under age 18 with the required social security number	4a	0.
b	Number of children included on line 4a who were under age 6 at the end of 2021	4b	0.
c	Subtract line 4b from line 4a	4c	0.
5	If line 4a is more than zero, enter the amount from the Line 5 Worksheet ; otherwise, enter -0-	5	
6	Number of other dependents, including any qualifying children who are not under age 18 or who do not have the required social security number	6	1.
Caution: Do not include yourself, your spouse, or anyone who is not a U.S. citizen, U.S. national, or U.S. resident alien. Also, do not include anyone you included on line 4a.			
7	Multiply line 6 by \$500	7	500.
8	Add lines 5 and 7	8	500.
9	Enter the amount shown below for your filing status. • Married filing jointly—\$400,000 } • All other filing statuses—\$200,000 }	9	400,000.
10	Subtract line 9 from line 3. • If zero or less, enter -0-. • If more than zero and not a multiple of \$1,000, enter the next multiple of \$1,000. For example, if the result is \$425, enter \$1,000; if the result is \$1,025, enter \$2,000, etc. }	10	0.
11	Multiply line 10 by 5% (0.05)	11	0.
12	Subtract line 11 from line 8. If zero or less, enter -0-	12	500.
13	Check all the boxes that apply to you (or your spouse if married filing jointly). A Check here if you (or your spouse if married filing jointly) had a principal place of abode in the United States for more than half of 2021 <input checked="" type="checkbox"/> B Check here if you (or your spouse if married filing jointly) were a bona fide resident of Puerto Rico for 2021 <input type="checkbox"/>		

Part I-B Filers Who Check a Box on Line 13

Caution: If you did not check a box on line 13, do not complete Part I-B; instead, skip to Part I-C.

14a	Enter the smaller of line 7 or line 12	14a	500.
b	Subtract line 14a from line 12	14b	0.
c	If line 14a is zero, enter -0-; otherwise, enter the amount from the Credit Limit Worksheet A	14c	13,535.
d	Enter the smaller of line 14a or line 14c	14d	500.
e	Add lines 14b and 14d	14e	500.
f	Enter the aggregate amount of advance child tax credit payments you (and your spouse if filing jointly) received for 2021. See your Letter(s) 6419 for the amounts to include on this line. If you are missing Letter 6419, see the instructions before entering an amount on this line. If you didn't receive any advance child tax credit payments for 2021, enter -0-	14f	0.
Caution: If the amount on this line doesn't match the aggregate amounts reported to you (and your spouse if filing jointly) on your Letter(s) 6419, the processing of your return will be delayed.			
g	Subtract line 14f from line 14e. If zero or less, enter -0- on lines 14g through 14i and go to Part III	14g	500.
h	Enter the smaller of line 14d or line 14g. This is your credit for other dependents. Enter this amount on line 19 of your Form 1040, 1040-SR, or 1040-NR	14h	500.
i	Subtract line 14h from line 14g. This is your refundable child tax credit. Enter this amount on line 28 of your Form 1040, 1040-SR, or 1040-NR	14i	0.

For Paperwork Reduction Act Notice, see your tax return instructions.

BAA

REV 02/16/22 PRO

Schedule 8812 (Form 1040) 2021

Part I-C Filers Who Do Not Check a Box on Line 13

Caution: If you checked a box on line 13, do not complete Part I-C.

15a	Enter the amount from the Credit Limit Worksheet A	15a	
b	Enter the smaller of line 12 or line 15a Additional child tax credit. Complete Parts II-A through II-C if you meet each of the following items. 1. You are not filing Form 2555. 2. Line 4a is more than zero. 3. Line 12 is more than line 15a.	15b	
c	If you completed Parts II-A through II-C, enter the amount from line 27; otherwise, enter -0-	15c	
d	Add lines 15b and 15c	15d	
e	Enter the aggregate amount of advance child tax credit payments you (and your spouse if filing jointly) received for 2021. See your Letter(s) 6419 for the amounts to include on this line. If you are missing Letter 6419, see the instructions before entering an amount on this line. If you didn't receive any advance child tax credit payments for 2021, enter -0- Caution: If the amount on this line doesn't match the aggregate amounts reported to you (and your spouse if filing jointly) on your Letter(s) 6419, the processing of your return will be delayed.	15e	
f	Subtract line 15e from line 15d. If zero or less, enter -0- on lines 15f through 15h and go to Part III	15f	
g	Enter the smaller of line 15b or line 15f. This is your nonrefundable child tax credit and credit for other dependents. Enter this amount on line 19 of your Form 1040, 1040-SR, or 1040-NR.	15g	
h	Subtract line 15g from line 15f. This is your additional child tax credit. Enter this amount on line 28 of your Form 1040, 1040-SR, or 1040-NR.	15h	

Part II-A Additional Child Tax Credit (use only if completing Part I-C)

Caution: If you file Form 2555, do not complete Parts II-A through II-C; you cannot claim the additional child tax credit.

Caution: If you checked a box on line 13, do not complete Parts II-A through II-C; you cannot claim the additional child tax credit.

16a	Subtract line 15b from line 12. If zero, skip Parts II-A and II-B and enter -0- on line 27	16a	
b	Number of qualifying children under 18 with the required social security number: _____ x \$1,400. Enter the result. If zero, skip Parts II-A and II-B and enter -0- on line 27 TIP: The number of children you use for this line is the same as the number of children you used for line 4a.	16b	
17	Enter the smaller of line 16a or line 16b	17	
18a	Earned income (see instructions)	18a	
b	Nontaxable combat pay (see instructions)	18b	
19	Is the amount on line 18a more than \$2,500? <input type="checkbox"/> No. Leave line 19 blank and enter -0- on line 20. <input type="checkbox"/> Yes. Subtract \$2,500 from the amount on line 18a. Enter the result	19	
20	Multiply the amount on line 19 by 15% (0.15) and enter the result Next. On line 16b, is the amount \$4,200 or more? <input type="checkbox"/> No. If line 20 is zero, enter -0- on line 15c. Otherwise, skip Part II-B and enter the smaller of line 17 or line 20 on line 27. <input type="checkbox"/> Yes. If line 20 is equal to or more than line 17, skip Part II-B and enter the amount from line 17 on line 27. Otherwise, go to line 21.	20	

Part II-B Certain Filers Who Have Three or More Qualifying Children

21	Withheld social security, Medicare, and Additional Medicare taxes from Form(s) W-2, boxes 4 and 6. If married filing jointly, include your spouse's amounts with yours. If your employer withheld or you paid Additional Medicare Tax or tier 1 RRTA taxes, see instructions	21	
22	Enter the total of the amounts from Schedule 1 (Form 1040), line 15; Schedule 2 (Form 1040), line 5; Schedule 2 (Form 1040), line 6; and Schedule 2 (Form 1040), line 13	22	
23	Add lines 21 and 22	23	
24	1040 and 1040-SR filers: Enter the total of the amounts from Form 1040 or 1040-SR, line 27a, and Schedule 3 (Form 1040), line 11. 1040-NR filers: Enter the amount from Schedule 3 (Form 1040), line 11. }	24	
25	Subtract line 24 from line 23. If zero or less, enter -0-	25	
26	Enter the larger of line 20 or line 25 Next, enter the smaller of line 17 or line 26 on line 27.	26	

Part II-C Additional Child Tax Credit

27	Enter this amount on line 15c	27	
-----------	---	-----------	--

Part III Additional Tax (use only if line 14g or line 15f, whichever applies, is zero)

28a	Enter the amount from line 14f or line 15e, whichever applies	28a	
b	Enter the amount from line 14e or line 15d, whichever applies	28b	
29	Excess advance child tax credit payments. Subtract line 28b from line 28a. If zero, stop; you do not owe the additional tax	29	
30	Enter the number of qualifying children taken into account in determining the annual advance amount you received for 2021. See your Letter 6419 for this number. If you are missing your Letter 6419, you are filing a joint return, or you received more than one Letter 6419, see the instructions before entering a number on this line Caution: If the amount on this line doesn't match the number of qualifying children reported to you (and your spouse if filing jointly) on your Letter(s) 6419, the processing of your return will be delayed.	30	
31	Enter the smaller of line 4a or line 30	31	
32	Subtract line 31 from line 30. If zero, skip to line 40 and enter the amount from line 29; otherwise, continue to line 33	32	
33	Enter the amount shown below for your filing status. <ul style="list-style-type: none"> • Married filing jointly or Qualifying widow(er)—\$60,000 • Head of household—\$50,000 • All other filing statuses—\$40,000 	33	
34	Subtract line 33 from line 3. If zero or less, enter -0-	34	
35	Enter the amount from line 33	35	
36	Divide line 34 by line 35. Enter the result as a decimal (rounded to at least three places). If the result is 1.000 or more, enter 1.000	36	
37	Multiply line 32 by \$2,000	37	
38	Multiply line 37 by line 36	38	
39	Subtract line 38 from line 37	39	
40	Subtract line 39 from line 29. If zero or less, enter -0-. This is your additional tax. If more than zero, enter this amount on Schedule 2 (Form 1040), line 19	40	

Paid Preparer's Due Diligence Checklist

Earned Income Credit (EIC), American Opportunity Tax Credit (AOTC),
Child Tax Credit (CTC) (including the Additional Child Tax Credit (ACTC) and
Credit for Other Dependents (ODC)), and Head of Household (HOH) Filing Status

► **To be completed by preparer and filed with Form 1040, 1040-SR, 1040-NR, 1040-PR, or 1040-SS.**
► **Go to www.irs.gov/Form8867 for instructions and the latest information.**

Taxpayer name(s) shown on return

ISAMAR M RODRIGUEZ LIMA & MANOJ ENUGALA

Taxpayer identification number

150-92-0265

Enter preparer's name and PTIN

SYAM PRIYA RAM SAGAR GUPTA TALLAM

P02082703

Part I Due Diligence Requirements

Please check the appropriate box for the credit(s) and/or HOH filing status claimed on the return and complete the related Parts I-V for the benefit(s) claimed (check all that apply). EIC CTC/ACTC/ODC AOTC HOH

	Yes	No	N/A
1 Did you complete the return based on information for the applicable tax year provided by the taxpayer or reasonably obtained by you? (See instructions if relying on prior year earned income.)	<input checked="" type="checkbox"/>	<input type="checkbox"/>	
2 If credits are claimed on the return, did you complete the applicable EIC and/or CTC/ACTC/ODC worksheets found in the Form 1040, 1040-SR, 1040-NR, 1040-PR, 1040-SS, or Schedule 8812 (Form 1040) instructions, and/or the AOTC worksheet found in the Form 8863 instructions, or your own worksheet(s) that provides the same information, and all related forms and schedules for each credit claimed?	<input checked="" type="checkbox"/>	<input type="checkbox"/>	<input type="checkbox"/>
3 Did you satisfy the knowledge requirement? To meet the knowledge requirement, you must do both of the following. • Interview the taxpayer, ask questions, and contemporaneously document the taxpayer's responses to determine that the taxpayer is eligible to claim the credit(s) and/or HOH filing status. • Review information to determine that the taxpayer is eligible to claim the credit(s) and/or HOH filing status and to figure the amount(s) of any credit(s)	<input checked="" type="checkbox"/>	<input type="checkbox"/>	
4 Did any information provided by the taxpayer or a third party for use in preparing the return, or information reasonably known to you, appear to be incorrect, incomplete, or inconsistent? (If "Yes," answer questions 4a and 4b. If "No," go to question 5.)	<input type="checkbox"/>	<input checked="" type="checkbox"/>	
a Did you make reasonable inquiries to determine the correct, complete, and consistent information?	<input type="checkbox"/>	<input type="checkbox"/>	
b Did you contemporaneously document your inquiries? (Documentation should include the questions you asked, whom you asked, when you asked, the information that was provided, and the impact the information had on your preparation of the return.)	<input type="checkbox"/>	<input type="checkbox"/>	
5 Did you satisfy the record retention requirement? To meet the record retention requirement, you must keep a copy of your documentation referenced in question 4b, a copy of this Form 8867, a copy of any applicable worksheet(s), a record of how, when, and from whom the information used to prepare Form 8867 and any applicable worksheet(s) was obtained, and a copy of any document(s) provided by the taxpayer that you relied on to determine eligibility for the credit(s) and/or HOH filing status or to figure the amount(s) of the credit(s) List those documents provided by the taxpayer, if any, that you relied on: _____ _____ _____	<input checked="" type="checkbox"/>	<input type="checkbox"/>	
6 Did you ask the taxpayer whether he/she could provide documentation to substantiate eligibility for the credit(s) and/or HOH filing status and the amount(s) of any credit(s) claimed on the return if his/her return is selected for audit?	<input checked="" type="checkbox"/>	<input type="checkbox"/>	
7 Did you ask the taxpayer if any of these credits were disallowed or reduced in a previous year? (If credits were disallowed or reduced, go to question 7a; if not, go to question 8.)	<input checked="" type="checkbox"/>	<input type="checkbox"/>	<input type="checkbox"/>
a Did you complete the required recertification Form 8862?	<input type="checkbox"/>	<input type="checkbox"/>	<input type="checkbox"/>
8 If the taxpayer is reporting self-employment income, did you ask questions to prepare a complete and correct Schedule C (Form 1040)?	<input checked="" type="checkbox"/>	<input type="checkbox"/>	<input type="checkbox"/>

Part II Due Diligence Questions for Returns Claiming EIC (If the return does not claim EIC, go to Part III.)

	Yes	No	N/A
9a Have you determined that the taxpayer is eligible to claim the EIC for the number of qualifying children claimed, or is eligible to claim the EIC without a qualifying child? (If the taxpayer is claiming the EIC and does not have a qualifying child, go to question 10.)	<input type="checkbox"/>	<input type="checkbox"/>	
b Did you ask the taxpayer if the child lived with the taxpayer for over half of the year, even if the taxpayer has supported the child the entire year?	<input type="checkbox"/>	<input type="checkbox"/>	
c Did you explain to the taxpayer the rules about claiming the EIC when a child is the qualifying child of more than one person (tiebreaker rules)?	<input type="checkbox"/>	<input type="checkbox"/>	<input type="checkbox"/>

Part III Due Diligence Questions for Returns Claiming CTC/ACTC/ODC (If the return does not claim CTC, ACTC, or ODC, go to Part IV.)

	Yes	No	N/A
10 Have you determined that each qualifying person for the CTC/ACTC/ODC is the taxpayer's dependent who is a citizen, national, or resident of the United States?	<input checked="" type="checkbox"/>	<input type="checkbox"/>	
11 Did you explain to the taxpayer that he/she may not claim the CTC/ACTC if the child has not lived with the taxpayer for over half of the year, even if the taxpayer has supported the child, unless the child's custodial parent has released a claim to exemption for the child?	<input checked="" type="checkbox"/>	<input type="checkbox"/>	<input type="checkbox"/>
12 Did you explain to the taxpayer the rules about claiming the CTC/ACTC/ODC for a child of divorced or separated parents (or parents who live apart), including any requirement to attach a Form 8332 or similar statement to the return?	<input checked="" type="checkbox"/>	<input type="checkbox"/>	<input type="checkbox"/>

Part IV Due Diligence Questions for Returns Claiming AOTC (If the return does not claim AOTC, go to Part V.)

	Yes	No
13 Did the taxpayer provide substantiation for the credit, such as a Form 1098-T and/or receipts for the qualified tuition and related expenses for the claimed AOTC?	<input type="checkbox"/>	<input type="checkbox"/>

Part V Due Diligence Questions for Claiming HOH (If the return does not claim HOH filing status, go to Part VI.)

	Yes	No
14 Have you determined that the taxpayer was unmarried or considered unmarried on the last day of the tax year and provided more than half of the cost of keeping up a home for the year for a qualifying person?	<input type="checkbox"/>	<input type="checkbox"/>

Part VI Eligibility Certification

- ▶ **You will have complied with all due diligence requirements for claiming the applicable credit(s) and/or HOH filing status on the return of the taxpayer identified above if you:**
 - A. Interview the taxpayer, ask adequate questions, contemporaneously document the taxpayer's responses on the return or in your notes, review adequate information to determine if the taxpayer is eligible to claim the credit(s) and/or HOH filing status and to figure the amount(s) of the credit(s);
 - B. Complete this Form 8867 truthfully and accurately and complete the actions described in this checklist for any applicable credit(s) claimed and HOH filing status, if claimed;
 - C. Submit Form 8867 in the manner required; **and**
 - D. Keep all five of the following records for 3 years from the latest of the dates specified in the Form 8867 instructions under *Document Retention*.
 - 1. A copy of this Form 8867.
 - 2. The applicable worksheet(s) or your own worksheet(s) for any credit(s) claimed.
 - 3. Copies of any documents provided by the taxpayer on which you relied to determine the taxpayer's eligibility for the credit(s) and/or HOH filing status and to figure the amount(s) of the credit(s).
 - 4. A record of how, when, and from whom the information used to prepare this form and the applicable worksheet(s) was obtained.
 - 5. A record of any additional information you relied upon, including questions you asked and the taxpayer's responses, to determine the taxpayer's eligibility for the credit(s) and/or HOH filing status and to figure the amount(s) of the credit(s).

▶ **If you have not complied with all due diligence requirements, you may have to pay a penalty for each failure to comply related to a claim of an applicable credit or HOH filing status (see instructions for more information).**

15 Do you certify that all of the answers on this Form 8867 are, to the best of your knowledge, true, correct, and complete?	<input checked="" type="checkbox"/>	<input type="checkbox"/>
---	-------------------------------------	--------------------------

Passive Activity Loss Limitations

▶ See separate instructions.
 ▶ Attach to Form 1040, 1040-SR, or 1041.
 ▶ Go to www.irs.gov/Form8582 for instructions and the latest information.

Name(s) shown on return ISAMAR M RODRIGUEZ LIMA & MANOJ ENUGALA	Identifying number 150-92-0265
--	-----------------------------------

Part I 2021 Passive Activity Loss
Caution: Complete Parts IV and V before completing Part I.

Rental Real Estate Activities With Active Participation (For the definition of active participation, see <i>Special Allowance for Rental Real Estate Activities</i> in the instructions.)		
1a Activities with net income (enter the amount from Part IV, column (a))	1a	
b Activities with net loss (enter the amount from Part IV, column (b))	1b ()	
c Prior years' unallowed losses (enter the amount from Part IV, column (c))	1c ()	
d Combine lines 1a, 1b, and 1c		1d

All Other Passive Activities		
2a Activities with net income (enter the amount from Part V, column (a))	2a	29,587.
b Activities with net loss (enter the amount from Part V, column (b))	2b (0.)	
c Prior years' unallowed losses (enter the amount from Part V, column (c))	2c ()	
d Combine lines 2a, 2b, and 2c		2d 29,587.
3 Combine lines 1d and 2d. If this line is zero or more, stop here and include this form with your return; all losses are allowed, including any prior year unallowed losses entered on line 1c or 2c. Report the losses on the forms and schedules normally used		3 29,587.

If line 3 is a loss and: • Line 1d is a loss, go to Part II.
 • Line 2d is a loss (and line 1d is zero or more), skip Part II and go to line 10.

Caution: If your filing status is married filing separately and you lived with your spouse at any time during the year, **do not** complete Part II. Instead, go to line 10.

Part II Special Allowance for Rental Real Estate Activities With Active Participation
Note: Enter all numbers in Part II as positive amounts. See instructions for an example.

4 Enter the smaller of the loss on line 1d or the loss on line 3		
5 Enter \$150,000. If married filing separately, see instructions	5	
6 Enter modified adjusted gross income, but not less than zero. See instructions Note: If line 6 is greater than or equal to line 5, skip lines 7 and 8 and enter -0- on line 9. Otherwise, go to line 7.	6	
7 Subtract line 6 from line 5	7	
8 Multiply line 7 by 50% (0.50). Do not enter more than \$25,000. If married filing separately, see instructions		8
9 Enter the smaller of line 4 or line 8		9 0.

Part III Total Losses Allowed

10 Add the income, if any, on lines 1a and 2a and enter the total		
11 Total losses allowed from all passive activities for 2021. Add lines 9 and 10. See instructions to find out how to report the losses on your tax return		11

Part IV Complete This Part Before Part I, Lines 1a, 1b, and 1c. See instructions.

Name of activity	Current year		Prior years	Overall gain or loss	
	(a) Net income (line 1a)	(b) Net loss (line 1b)	(c) Unallowed loss (line 1c)	(d) Gain	(e) Loss
Total. Enter on Part I, lines 1a, 1b, and 1c ▶					

Part V Complete This Part Before Part I, Lines 2a, 2b, and 2c. See instructions.

Name of activity	Current year		Prior years	Overall gain or loss	
	(a) Net income (line 2a)	(b) Net loss (line 2b)	(c) Unallowed loss (line 2c)	(d) Gain	(e) Loss
TECH MARK SOLUTION INC	29,587.	0.		29,587.	
Total. Enter on Part I, lines 2a, 2b, and 2c ▶	29,587.	0.			

Part VI Use This Part if an Amount Is Shown on Part II, Line 9. See instructions.

Name of activity	Form or schedule and line number to be reported on (see instructions)	(a) Loss	(b) Ratio	(c) Special allowance	(d) Subtract column (c) from column (a).
Total ▶			1.00		

Part VII Allocation of Unallowed Losses. See instructions.

Name of activity	Form or schedule and line number to be reported on (see instructions)	(a) Loss	(b) Ratio	(c) Unallowed loss
Total ▶			1.00	

Part VIII Allowed Losses. See instructions.

Name of activity	Form or schedule and line number to be reported on (see instructions)	(a) Loss	(b) Unallowed loss	(c) Allowed loss
Total ▶				

Additional information from your 2021 Federal Tax Return

Schedule C (CAR DRIVER): Profit or Loss from Business

Ln 24b: 50% limit

Itemization Statement

Description	Amount
MEALS(12M*\$300 P.M)	3,600.
Total	3,600.

Schedule C (CAR DRIVER): Profit or Loss from Business

Line 25

Itemization Statement


Description	Amount
PHONE(12M*60 P.M)	720.
INTERNET(12M*45 P.M)	540.
OTHER UTILITES	640.
Total	1,900.

Schedule C (SOFTWARE ENGINEER): Profit or Loss from Business

Line 20b

Itemization Statement

Description	Amount
RENT(12M*\$1080 P.M)	12,960.
Total	12,960.



2022 NJ-1040-ES-V PAYMENT VOUCHER

0120101010

Payment by Credit Card

You may pay your 2021 New Jersey income taxes or make payment of estimated tax for 2022 by credit card by visiting the Division's website at nj.gov/taxation.

Payment by E-Check

You may pay your 2021 New Jersey income taxes or make a payment of estimated tax for 2022 by e-check. This option is available on the Division's Website at: nj.gov/taxation. Taxpayers who do not have access to the Internet can make a payment by calling the Division's Customer Service Call Center at 609-292-6400. Do not use the payment voucher if you pay your taxes by e-check.

Payment by Check

If you are paying your 2022 New Jersey estimated income taxes by check, be sure to enclose the payment voucher printed below with your check or money order and mail to: State of New Jersey, Division of Taxation, Revenue Processing Center, PO Box 222, Trenton, NJ 08646-0222.

If you are married/civil union couple, filing jointly, be sure that the Social Security number which is first on this payment voucher is the Social Security number on your check and is listed first when filing your Income Tax return.

DO NOT CUT THIS PAGE

New Jersey Gross Income Tax Declaration of Estimated Tax Voucher NJ-1040-ES-V

150-92-0265 RODR 790-26-2705 RODRIGUEZ LIMA, ISAMAR M & ENUGALA, 61 MYRTLE AVE, Apt. B5 IRVINGTON NJ 07111

1555 2022

Make check payable to "State of New Jersey - TGI". Write your Social Security number and tax year on your check.

Calendar Year - Due April 18, 2022 Voucher 1 Indicate the return for which payment is being made by checking the appropriate box:


State of New Jersey Division of Taxation Revenue Processing Center PO Box 222 Trenton, NJ 08646-0222

R X NJ-1040 N NJ-1040-NR NJ-1080-C F NJ-1041 NJ-1041SB

Enter amount of payment here:

839.00





2022 NJ-1040-ES-V PAYMENT VOUCHER

0120101010

Payment by Credit Card

You may pay your 2021 New Jersey income taxes or make payment of estimated tax for 2022 by credit card by visiting the Division's website at nj.gov/taxation.

Payment by E-Check

You may pay your 2021 New Jersey income taxes or make a payment of estimated tax for 2022 by e-check. This option is available on the Division's Website at: nj.gov/taxation. Taxpayers who do not have access to the Internet can make a payment by calling the Division's Customer Service Call Center at 609-292-6400. Do not use the payment voucher if you pay your taxes by e-check.

Payment by Check

If you are paying your 2022 New Jersey estimated income taxes by check, be sure to enclose the payment voucher printed below with your check or money order and mail to: State of New Jersey, Division of Taxation, Revenue Processing Center, PO Box 222, Trenton, NJ 08646-0222.

If you are married/civil union couple, filing jointly, be sure that the Social Security number which is first on this payment voucher is the Social Security number on your check and is listed first when filing your Income Tax return.

DO NOT CUT THIS PAGE

New Jersey Gross Income Tax Declaration of Estimated Tax Voucher NJ-1040-ES-V

150-92-0265 RODR 790-26-2705 RODRIGUEZ LIMA, ISAMAR M & ENUGA 61 MYRTLE AVE, Apt. B5 IRVINGTON NJ 07111

1555 2022

Make check payable to "State of New Jersey - TGI". Write your Social Security number and tax year on your check.


Calendar Year - Due June 15, 2022 Voucher 2 Indicate the return for which payment is being made by checking the appropriate box:

State of New Jersey Division of Taxation Revenue Processing Center PO Box 222 Trenton, NJ 08646-0222

R X NJ-1040 N NJ-1040-NR NJ-1080-C F NJ-1041 NJ-1041SB

Enter amount of payment here: 839.00





0120101010

2022 NJ-1040-ES-V PAYMENT VOUCHER

Payment by Credit Card

You may pay your 2021 New Jersey income taxes or make payment of estimated tax for 2022 by credit card by visiting the Division's website at nj.gov/taxation.

Payment by E-Check

You may pay your 2021 New Jersey income taxes or make a payment of estimated tax for 2022 by e-check. This option is available on the Division's Website at: nj.gov/taxation. Taxpayers who do not have access to the Internet can make a payment by calling the Division's Customer Service Call Center at 609-292-6400. Do not use the payment voucher if you pay your taxes by e-check.

Payment by Check

If you are paying your 2022 New Jersey estimated income taxes by check, be sure to enclose the payment voucher printed below with your check or money order and mail to: State of New Jersey, Division of Taxation, Revenue Processing Center, PO Box 222, Trenton, NJ 08646-0222.

If you are married/civil union couple, filing jointly, be sure that the Social Security number which is first on this payment voucher is the Social Security number on your check and is listed first when filing your Income Tax return.

DO NOT CUT THIS PAGE

New Jersey Gross Income Tax Declaration of Estimated Tax Voucher NJ-1040-ES-V

1555 2022 150-92-0265 RODR 790-26-2705 RODRIGUEZ LIMA, ISAMAR M & ENUGA 61 MYRTLE AVE, Apt. B5 IRVINGTON NJ 07111

Make check payable to "State of New Jersey - TGI". Write your Social Security number and tax year on your check.


Calendar Year - Due Voucher September 15, 2022 3 Indicate the return for which payment is being made by checking the appropriate box:

State of New Jersey Division of Taxation Revenue Processing Center PO Box 222 Trenton, NJ 08646-0222

R X NJ-1040 N NJ-1040-NR NJ-1080-C F NJ-1041 NJ-1041SB

Enter amount of payment here: 839.00





0120101010

2022 NJ-1040-ES-V PAYMENT VOUCHER

Payment by Credit Card

You may pay your 2021 New Jersey income taxes or make payment of estimated tax for 2022 by credit card by visiting the Division's website at nj.gov/taxation.

Payment by E-Check

You may pay your 2021 New Jersey income taxes or make a payment of estimated tax for 2022 by e-check. This option is available on the Division's Website at: nj.gov/taxation. Taxpayers who do not have access to the Internet can make a payment by calling the Division's Customer Service Call Center at 609-292-6400. **Do not use the payment voucher if you pay your taxes by e-check.**

Payment by Check

If you are paying your 2022 New Jersey estimated income taxes by check, be sure to enclose the payment voucher printed below with your check or money order and mail to: State of New Jersey, Division of Taxation, Revenue Processing Center, PO Box 222, Trenton, NJ 08646-0222.

If you are married/civil union couple, filing jointly, be sure that the Social Security number which is first on this payment voucher is the Social Security number on your check and is listed first when filing your Income Tax return.

DO NOT CUT THIS PAGE

New Jersey Gross Income Tax
Declaration of Estimated Tax Voucher
NJ-1040-ES-V

150-92-0265 RODR 790-26-2705
RODRIGUEZ LIMA, ISAMAR M & ENUGA
61 MYRTLE AVE, Apt. B5
IRVINGTON NJ 07111

1555 2022

Make check payable to "State of New Jersey - TGI".
Write your Social Security number and tax year on your check.

Calendar Year - Due Voucher
January 17, 2023 **4**
Indicate the return for which payment is being made by checking the appropriate box:


State of New Jersey
Division of Taxation
Revenue Processing Center
PO Box 222
Trenton, NJ 08646-0222

R NJ-1040 N NJ-1040-NR NJ-1080-C F NJ-1041 NJ-1041SB

Enter amount of payment here:

839.00





0130201010

2021 NJ-1040-V PAYMENT VOUCHER

Payment by Credit Card

You may pay your 2021 New Jersey income taxes or make payment of estimated tax for 2022 by credit card by visiting the Division’s website at nj.gov/taxation.

Payment by E-Check

You may pay your 2021 New Jersey income taxes or make a payment of estimated tax for 2022 by e-check. This option is available on the Division’s Website at: nj.gov/taxation. Taxpayers who do not have access to the Internet can make a payment by calling the Division’s Customer Service Call Center at 609-292-6400. **Do not use the payment voucher if you pay your taxes by e-check.**

Payment by Check

If you are paying your 2021 New Jersey income taxes, with your return, by check, be sure to enclose the payment voucher printed below with your check or money order. Mail to: State of New Jersey, Division of Taxation, Revenue Processing Center, PO Box 111, Trenton, NJ 08645-0111.

If you are paying your 2021 New Jersey income taxes, separate from your return, by check, be sure to enclose the payment voucher printed below with your check or money order. Mail to: State of New Jersey, Division of Taxation, Revenue Processing Center, PO Box 643, Trenton, NJ 08646-0643.

If you are making your first installment payment of estimated tax for 2022, use separate checks or money orders for each payment. Send your 2022 estimated tax payment with a NJ-1040-ES voucher to: State of New Jersey, Division of Taxation, Revenue Processing Center, PO Box 222, Trenton, NJ 08646-0222.

DO NOT CUT THIS PAGE

New Jersey Gross Income Tax
Resident Payment Voucher
NJ-1040-V

150-92-0265 RODR 790-26-2705
RODRIGUEZ LIMA, ISAMAR M & ENUGALA, M
61 MYRTLE AVE, Apt. B5
IRVINGTON, NJ 07111

1555 2021


Make your check payable to “State of New Jersey – TGI”.
Write your Social Security number and tax year on your check.

State of New Jersey
Division of Taxation
Revenue Processing Center
PO Box 643
Trenton, NJ 08646-0643

Enter amount of payment here:

3354.00





040MP01210

For Privacy Act Notification, See Instructions

Your Social Security Number (required)
150920265

Last Name, First Name, Initial (Joint Filers enter first name and middle initial of each. Enter spouse's/CU partner's last name ONLY if different.)
RODRIGUEZ LIMA ISAMAR M & ENUGALA MANOJ

Spouse's/CU Partner's SSN (if filing jointly)
790262705

Home Address (Number and Street, including apartment number)
61 MYRTLE AVE APT B5

County/Municipality Code (See Table page 50)
0709

City, Town, Post Office
IRVINGTON

State ZIP Code
NJ 07111

Driver's License Number (Voluntary) (See instructions)
E59945160005931


- Federal extension filed.
- The address above is a foreign address.
- Your address has changed.
- Death certificate is enclosed.
- Do not want a paper form next year.
- I authorize the Division of Taxation to discuss my return and enclosures with my preparer.
- NJ-1040-O is enclosed.


Gubernatorial Elections Fund Note: This does not reduce your refund or increase your balance due.

Do you want to designate \$1 to the Gubernatorial Elections Fund?	You	Yes	No
If joint return, does your spouse want to designate \$1?	Spouse/CU Partner	Yes	No

Direct Deposit Information

dd1. Direct deposit indicator (1 for direct deposit, 4 for no direct deposit)	dd1.	4
dd2. Account type (C for checking, S for savings)	dd2.	
dd3. Fill in the checkbox if the direct deposit is going to an account outside the United States	dd3.	
dd4. Routing number	dd4.	
dd5. Account number	dd5.	





040MP02210

Name(s) as shown on Form NJ-1040

RODRIGUEZ LIMA ISAMAR M & ENUGALA MANOJ

Your Social Security Number

150920265

1555

Part-year residents, provide months/days you were a New Jersey resident during 2021:

From: To:

Fiscal year filers only:

Enter month of your year end 2 0 2 2

Filing Status

Fill in only one.

- 1. Single
- 2. Married/CU Couple, filing joint return
- 3. Married/CU Partner, filing separate return
- 4. Head of Household Enter spouse's/CU partner's SSN
- 5. Qualifying Widow(er)/Surviving CU Partner
Indicate the year of your spouse's/CU partner's death: 2019 2020


Exemptions

Fill in the ovals that apply. You must enter a total in the boxes to the right and complete the calculation.

6. Regular	<input checked="" type="checkbox"/>	Self	<input checked="" type="checkbox"/>	Spouse/CU Partner	Domestic Partner	2	x \$1,000 =	<u>2000</u>
7. Senior 65+ (Born in 1956 or earlier)		Self		Spouse/CU Partner			x \$1,000 =	_____
8. Blind/Disabled		Self		Spouse/CU Partner			x \$1,000 =	_____
9. Veteran		Self		Spouse/CU Partner			x \$6,000 =	_____
10. Qualified Dependent Children							x \$1,500 =	_____
11. Other Dependents						1	x \$1,500 =	<u>1500</u>
12. Dependents Attending Colleges (See instructions)							x \$1,000 =	_____
13. Total Exemption Amount (Add totals from the lines at 6 through 12)							13.	<u>3500</u> .

14. Dependent Information. Provide the following information for each dependent.

	Last Name, First Name, Middle Initial	Social Security Number	Birth Year	No Health Insurance
a.	<u>RODRIGUEZ LIMA, JOSEPH LIMA</u>	<u>103649276</u>	<u>1962</u>	
b.	_____			
c.	_____			
d.	_____			



040MP03210

Name(s) as shown on Form NJ-1040


RODRIGUEZ LIMA ISAMAR M & ENUGALA MANOJ

Your Social Security Number

150920265

1555

15. Wages, salaries, tips, and other employee compensation (State wages from Box 16 of enclosed W-2(s)) (See instructions)	15.	151138	.
16a. Taxable interest income (Enclose federal Schedule B if over \$1,500) (See instructions)	16a.	.	.
16b. Tax-exempt interest income (Enclose Schedule) (See instructions) Do not include on line 16a	16b.	.	.
17. Dividends	17.	.	.
18. Net profits from business (Schedule NJ-BUS-1, Part I, line 4) (Enclose federal Schedule C)	18.	.	.
19. Net gains or income from disposition of property (Schedule NJ-DOP, line 4)	19.	290	.
20a. Taxable pensions, annuities, and IRA distributions/withdrawals (See instructions)	20a.	.	.
20b. Excludable pension, annuity, and IRA distributions/withdrawals	20b.	.	.
21. Distributive Share of Partnership Income (Schedule NJ-BUS-1, Part II, line 4) (Enclose Schedule NJK-1 or federal Schedule K-1)	21.	.	.
22. Net pro rata share of S Corporation Income (Schedule NJ-BUS-1, Part III, line 4) (Enclose Schedule NJ-K-1 or federal Schedule K-1)	22.	29587	.
23. Net gains or income from rents, royalties, patents, and copyrights (Schedule NJ-BUS-1, Part IV, line 4)	23.	.	.
24. Net Gambling Winnings (See instructions)	24.	.	.
25. Alimony and Separate Maintenance Payments received	25.	.	.
26. Other (Enclose documents) (See instructions)	26.	.	.
27. Total Income (Add lines 15, 16a, 17 through 20a, and 21 through 26)	27.	181015	.
28a. Pension/Retirement Exclusion (See instructions)	28a.	.	.
28b. Other Retirement Income Exclusion (See Worksheet D and instructions pages 19-20)	28b.	.	.
28c. Total Exclusion Amount (Add lines 28a and 28b)	28c.	.	.
29. New Jersey Gross Income (Subtract line 28c from line 27) (See instructions)	29.	181015	.
30. Exemption Amount (Enter amount from line 13. Part-year residents see instr.)	30.	3500	.
31. Medical Expenses (See Worksheet F and instructions)	31.	.	.
32. Alimony and Separate Maintenance Payments (See instructions)	32.	.	.
33. Qualified Conservation Contribution	33.	.	.
34. Health Enterprise Zone Deduction	34.	.	.
35. Alternative Business Calculation Adjustment (Schedule NJ-BUS-2, line 11)	35.	14794	.
36. Organ/Bone Marrow Donation Deduction (See instructions)	36.	.	.
37. Total Exemptions and Deductions (Add lines 30 through 36)	37.	18294	.
38. Taxable Income (Subtract line 37 from line 29)	38.	162721	.
39a. Total Property Taxes (18% of Rent) Paid (See instructions page 23)	39a.	.	.
39b. Block	.	.	.
39b. Lot	.	.	.
39b. Qualifier			Fill in if you completed Worksheet G
39c. County/Municipality Code			
39d. Indicate your residency status during 2021 (fill in only one)	Homeowner	Tenant	Both
40. Property Tax Deduction (From Worksheet H) (See instructions)	40.	.	.
41. New Jersey Taxable Income (Subtract line 40 from line 38)	41.	162721	.
42. Tax on Amount on line 41 (Tax Table page 52)	42.	6323	.
43. Credit For Income Taxes Paid to Other Jurisdictions (Enclose Schedule NJ-COJ) (See instructions)	43.	2133	.
Enter Code		03	
44. Balance of Tax (Subtract line 43 from line 42)	44.	4190	.
45. Sheltered Workshop Tax Credit	45.	.	.
46. Gold Star Family Counseling Credit (See instructions)	46.	.	.
47. Credit for Employer of Organ/Bone Marrow Donor (See instructions)	47.	.	.
48. Total Credits (Add lines 45 through 47)	48.	.	.
49. Balance of Tax After Credits (Subtract line 48 from line 44) If zero or less, make no entry	49.	4190	.
50. Use Tax Due on Internet, Mail-Order, or Other Out-of-State Purchases (See instructions) If no Use Tax, enter 0	50.	0	.
51. Interest on Underpayment of Estimated Tax	51.	.	.
Fill in if Form NJ-2210 is enclosed			X
52. Shared Responsibility Payment (See instructions) REQUIRED Enclose Schedule HCC and fill in X	52.	0	.



040MP04210

Name(s) as shown on Form NJ-1040

RODRIGUEZ LIMA ISAMAR M & ENUGALA MANOJ

Your Social Security Number

150920265

1555

53. Total Tax Due (Add lines 49 through 52)	53.	4190 .
54. Total NJ Income Tax Withheld (Enclose Forms W-2 and 1099) (Part year, see instructions)	54.	836 .
55. Property Tax Credit (See instructions page 23)	55.	.
56. New Jersey Estimated Tax Payments/Credit from 2020 tax return	56.	.
57. New Jersey Earned Income Tax Credit (See instructions)	57.	.
Fill in if you had the IRS calculate your federal earned income credit		
Fill in if you are a CU couple claiming the NJ Earned Income Tax Credit		
58. Excess New Jersey UI/WF/SWF Withheld (Enclose Form NJ-2450) (See instructions)	58.	.
59. Excess New Jersey Disability Insurance Withheld (Enclose Form NJ-2450) (See instructions)	59.	.
60. Excess New Jersey Family Leave Insurance Withheld (Enclose Form NJ-2450) (See instructions)	60.	.
61. Wounded Warrior Caregivers Credit (See instructions)	61.	.
62. Pass-Through Business Alternative Income Tax Credit (See instructions)	62.	.
63. Child and Dependent Care Credit (See instructions)	63.	.
Fill in if you are a CU couple claiming the Child and Dependent Care Credit		
64. Total Withholdings, Credits, and Payments (Add lines 54 through 63)	64.	836 .
65. If line 64 is less than line 53, you have tax due. Subtract line 64 from line 53 and enter the amount you owe	65.	3354 .
If you owe tax, you can still make a donation on lines 68 through 75.		
66. If the total on line 64 is more than line 53, you have an overpayment. Subtract line 53 from line 64 and enter the overpayment	66.	.
67. Amount from line 66 you want to credit to your 2022 tax	67.	.
68. Contribution to N.J. Endangered Wildlife Fund	\$10 \$20 Other	68. .
69. Contribution to N.J. Children's Trust Fund to Prevent Child Abuse	\$10 \$20 Other	69. .
70. Contribution to N.J. Vietnam Veterans' Memorial Fund	\$10 \$20 Other	70. .
71. Contribution to N.J. Breast Cancer Research Fund	\$10 \$20 Other	71. .
72. Contribution to U.S.S. New Jersey Educational Museum Fund	\$10 \$20 Other	72. .
73. Other Designated Contribution (See instructions)	\$10 \$20 Other Enter Code	73. .
74. Other Designated Contribution (See instructions)	\$10 \$20 Other Enter Code	74. .
75. Other Designated Contribution (See instructions)	\$10 \$20 Other Enter Code	75. .
76. Total Adjustments to Tax Due/Overpayment amount (Add lines 67 through 75)	76.	.
77. Balance due (If line 65 is more than zero, add line 65 and line 76)	77.	3354 .
78. Refund amount (If line 66 is more than zero, subtract line 76 from line 66)	78.	.

Under penalties of perjury, I declare that I have examined this Income Tax return, including accompanying schedules and statements, and to the best of my knowledge and belief, it is true, correct, and complete. If prepared by a person other than the taxpayer, this declaration is based on all information of which the preparer has any knowledge.

Your Signature Date Spouse's/CU Partner's Signature (required if filing jointly) Date

Paid Preparer's Signature Federal Identification Number

SYAM PRIYA RAM SAGAR GUPTA TALLAM P02082703
Firm's Name Firm's Federal Employer Identification Number

GLOBAL TAXES LLC 30-1017196

Tax Due Address
Enclose payment along with the NJ-1040-V payment voucher and tax return. Use the labels provided with the envelope and mail to:
State of New Jersey
Division of Taxation
Revenue Processing Center - Payment
PO Box 111
Trenton, NJ 08645-0111
Include Social Security number and make check or money order payable to:
State of New Jersey - TGI
You can also make a payment on our website:
nj.gov/taxation

Refund or No Tax Due Address
Use the labels provided with the envelope and mail to:
New Jersey Division of Taxation
Revenue Processing Center - Refunds
PO Box 555
Trenton, NJ 08647-0555

Schedule NJ-DOP

Net Gains or Income From Disposition of Property

2021

List the net gains or income, less net loss, derived from the sale, exchange, or other disposition of property including real or personal whether tangible or intangible as reported on federal Schedule D.						
	(a)	(b)	(c)	(d)	(e)	(f)
1.	Kind of property and description	Date acquired (mm/dd/yyyy)	Date sold (mm/dd/yyyy)	Gross sales price	Cost or other basis as adjusted (see instructions) and expense of sale	Gain or (loss) (d minus e)
	ROBINHOOD CRYPTO LLC	05/04/2021	11/08/2021	10,585.	10,840.	-255.
	ROBINHOOD SECURITIES LLC	01/05/2021	08/25/2021	2,239.	1,576.	663.
	COINBASE	04/03/2021	10/06/2021	885.	1,003.	-118.
2.	Capital Gains Distributions					
3.	Other Net Gains.....					
4.	Net Gains (Add lines 1, 2, and 3.) (Enter here and on line 19. If loss, enter zero here and make no entry on line 19.).....					290.

Schedule NJ-WWC

Wounded Warrior Caregivers Credit

2021

<p>Did you provide care for a relative who was a qualifying armed services member (see instructions)? <input type="radio"/> Yes <input type="radio"/> No</p> <p>If "Yes," enter the name and Social Security number of the qualifying service member.</p> <p style="text-align: center;">- -</p> <p>_____ Social Security number</p> <p>Enter your relationship to the qualifying service member.</p> <p>_____</p> <p>If "No," you are not eligible for a Wounded Warrior Caregivers Credit. Make no entry on line 61, NJ-1040.</p>			
1. Enter the federal disability compensation of the armed services member	1.		
2. Maximum credit allowed	2.	675	00
3. Enter the lesser of line 1 or line 2	3.		
4. Were you the only caregiver for this service member during the tax year? <input type="radio"/> Yes <input type="radio"/> No If "No," enter your share (percentage) of the total care expenses for the year.	4.		%
5. If you answered "Yes" at line 4, enter the amount from line 3 here and on line 61, NJ-1040. If you answered "No" at line 4, multiply the amount on line 3 by the percentage on line 4. Enter the result here and on line 61, NJ-1040	5.		

Keep a copy of this schedule for your records

Name(s) as shown on Form NJ-1040 RODRIGUEZ LIMA, ISAMAR M & ENUGALA, MANOJ	Social Security Number 150-92-0265
---	---------------------------------------

Schedule NJ-BUS-1
(Form NJ-1040)

New Jersey Gross Income Tax
Business Income Summary Schedule

2021

Part I Net Profits From Business		List the net profit (loss) from business(es). See Instructions.	
	Business Name	Social Security Number/ Federal EIN	Profit or (Loss)
1.	MANOJ ENUGALA	790262705	-36,329.
2.	TECHLANCE CONSULTING LLC	850771787	-19,733.
3.			
4.	Net Profit or (Loss). (Add lines 1, 2, and 3.) (Enter here and on line 18, NJ-1040. If loss, make no entry on line 18.)		4. -56,062.

Part II Distributive Share of Partnership Income		List the distributive share of income (loss) from partnership(s). See instructions.	
	Partnership Name	Federal EIN	Share of Partnership Income or (Loss)
1.			
2.			
3.			
4.	Distributive Share of Partnership Income or (Loss). (Add lines 1, 2, and 3.) (Enter here and on line 21, NJ-1040. If loss, make no entry on line 21.)		4.
5.	Total Share of Pass-Through Business Alternative Income Tax (Add lines 1, 2, and 3.) (Enter here and include on line 62, NJ-1040.)		5.

Part III Net Pro Rata Share of S Corporation Income		List the pro rata share of income (usable loss) from S corporation(s). See instructions.	
	S Corporation Name	Federal EIN	Pro Rata Share of S Corporation Income or (Usable Loss)
1.	TECH MARK SOLUTION INC	861219868	29,587.
2.			
3.			
4.	Net Pro Rata Share of S Corporation Income or (Usable Loss). (Add lines 1, 2, and 3.) (Enter here and on line 22, NJ-1040. If loss, make no entry on line 22.)		4. 29,587.
5.	Total Share of Pass-Through Business Alternative Income Tax (Add lines 1, 2, and 3.) (Enter here and include on line 62, NJ-1040)		5.

Part IV Net Gains or Income From Rents, Royalties, Patents, and Copyrights		List the net gains or net income, less net loss, derived from or in the form of rents, royalties, patents, and copyrights. See instructions. Type of Property: 1 – Rental real estate 2 – Royalties 3 – Patents 4 – Copyrights	
	Source of Income or Loss. If rental real estate, enter physical address of property.	Social Security Number/ Federal EIN	Type – Enter number from list above
1.			
2.			
3.			
4.	Net Income or (Loss). (Add lines 1, 2, and 3.) (Enter here and on line 23, NJ-1040. If loss, make no entry on line 23.)		4.

Name(s) as shown on Form NJ-1040 RODRIGUEZ LIMA, ISAMAR M & ENUGALA, MANOJ	Social Security Number 150-92-0265
---	---------------------------------------

Schedule NJ-BUS-2 New Jersey Gross Income Tax **2021**
(Form NJ-1040) Alternative Business Calculation Adjustment

Part I Income (Loss)		Column A		Column B	
		Reportable Regular Business Income		Alternative Business Income (Loss)	
1.	Net Profits From Business	1a.	0.	1b.	-56,062.
2.	Distributive Share of Partnership Income	2a.	0.	2b.	0.
3.	Net Pro Rata Share of S Corporation Income	3a.	29,587.	3b.	29,587.
4.	Net Gain or Income From Rents, Royalties, Patents, and Copyrights	4a.	0.	4b.	0.
5.	Loss Carryforward From Tax Year 2020			5b.	(2,738.)
6.	Totals	6a.	29,587.	6b.	-29,213.
Part II Adjustment Calculation					
7.	Total Regular Business Income	7.	29,587.		
8.	Total Alternative Business Income/(Loss) (If loss, enter zero)	8.	0.		
9.	Business Increment (Subtract line 8 from line 7)	9.	29,587.		
10.	Adjustment Percentage	10.	0.50		
11.	Alternative Business Calculation Adjustment (Line 9 x 0.50)	11.	14,794.		
Part III Loss Carryforward to Tax Year 2022					
12.	Loss Carryforward to Tax Year 2022	12.			(29,213.)

Instructions

- Line 1a. Enter the amount from line 18, Form NJ-1040.
- Line 1b. Enter the amount from Part I, line 4, Schedule NJ-BUS-1 (Form NJ-1040).
- Line 2a. Enter the amount from line 21, Form NJ-1040.
- Line 2b. Enter the amount from Part II, line 4, Schedule NJ-BUS-1 (Form NJ-1040).
- Line 3a. Enter the amount from line 22, Form NJ-1040.
- Line 3b. Enter the amount from Part III, line 4, Schedule NJ-BUS-1 (Form NJ-1040).
- Line 4a. Enter the amount from line 23, Form NJ-1040.
- Line 4b. Enter the amount from Part IV, line 4, Schedule NJ-BUS-1 (Form NJ-1040).
- Line 5b. Enter the amount from line 12 of your 2020 Schedule NJ-BUS-2 (Form NJ-1040).
- Line 6a. Enter the total of lines 1a through 4a.
- Line 6b. Enter the total of lines 1b through 5b, netting gains with losses.
- Line 7. Enter the amount from line 6a of this schedule.
- Line 8. Enter the amount from line 6b of this schedule. If loss, enter zero here.
- Line 9. Subtract line 8 from line 7. If the result is zero, enter zero on line 11 and continue with line 12.
- Line 10. The adjustment percentage for Tax Year 2021 is 50% (0.50).
- Line 11. Multiply the amount on line 9 by 50% (0.50). Enter here and on line 35 of Form NJ-1040.
- Line 12. If the amount on line 6b is a loss, enter the amount of the loss on this line. Otherwise, enter zero.

**NJ-2210
2021**

**Underpayment of Estimated Tax
by Individuals, Estates, or Trusts**

Fill in the oval at line 51, Form NJ-1040, and enclose this form with your return.

Name(s) as shown on Form NJ-1040 RODRIGUEZ LIMA, ISAMAR M & ENUGALA, MANOJ	Social Security Number 150-92-0265
---	---------------------------------------

Part I Figuring Your Underpayment

1. 2021 Tax (line 49, Form NJ-1040).....	1.	4,190.
2. Enter the total of lines 54, 55, 57, 58, 59, 60, 61, 62, and 63, Form NJ-1040	2.	836.
3. Subtract line 2 from line 1 (If less than \$400, do not complete the rest of this form).....	3.	3,354.
4a. Multiply the amount on line 1 by .80 (80%) (Two-thirds for qualified farmers)	4a.	3,352.
4b. Enter 2020 tax (From Form NJ-1040, line 50)	4b.	2,256.

	Payment Due Dates			
	(A) April 15, 2021	(B) June 15, 2021	(C) Sept 15, 2021	(D) Jan 18, 2022
5. Use the lesser amount from either line 4a or 4b and divide by four. Enter the result in each column.....	564.	564.	564.	564.
6. Estimated tax paid and tax withheld per period (see instr.). If each column on line 6 is greater than the corresponding column on line 5, do not complete the rest of this form	209.	209.	209.	209.
7. Enter the overpayment (line 13) from the previous column. (Complete lines 7 through 13 for one column before completing the next column.)				
8. Add line 6 and line 7	209.	209.	209.	209.
9. Enter the total underpayment (add line 11 and line 12) from the previous column		355.	710.	1,065.
10. Subtract line 9 from line 8. If zero or less, enter zero.....	209.	0.	0.	0.
11. Remaining underpayment from previous period. If line 10 is zero, subtract line 8 from line 9. Otherwise enter zero.....		146.	501.	856.
12. Underpayment (If line 5 is greater than line 10, subtract line 10 from line 5).....	355.	564.	564.	564.
13. Overpayment (If line 10 is greater than line 5, subtract line 5 from line 10).....				

Part II Exceptions

(See instructions. Complete worksheets for exceptions 2, 3, and 4 and enclose calculations for each exception claimed.)

If you meet exception 1 at line 15, do not file this form. These amounts will be verified by the Division of Taxation.

	April 15, 2021	June 15, 2021	Sept 15, 2021	Jan 18, 2022
14. Total amount paid and withheld from January 1 through payment due date shown. (Do not include withholdings after December 31, 2021.) (See instructions).....	209.	418.	627.	836.
15. Exception 1 – Enter 2020 tax (line 50)	\$ 2,256.	25% of 2020 Tax 564.	50% of 2020 Tax 1,128.	75% of 2020 Tax 1,692.
16. Exception 2 – Tax on 2020 gross income using 2021 exemptions and tax rates	102.	203.	305.	406.
17. Exception 3 – Tax on annualized 2021 income		20% of Tax	40% of Tax	60% of Tax
18. Exception 4 – Tax on 2021 income over 3, 5, and 8-month periods		90% of Tax	90% of Tax	90% of Tax

If the amount of any exception is equal to or less than the corresponding amount at line 14, interest will not be charged for that period

19. Total Interest (Include this amount on line 51, Form NJ-1040).....	\$	
---	----	--

Worksheets

Exception II Tax on 2020 gross income using 2021 exemptions and tax rates

1. Enter 2020 NJ Gross Income (line 29, 2020 NJ-1040).....	1.	99,650.
2. Enter 2021 Total Exemptions (line 30, 2021 NJ-1040).....	2.	3,500.
3. Subtract line 2 from line 1.....	3.	96,150.
4. Calculate Tax on line 3 (2021 tax rates).....	4.	2,539.
5. Enter Credit for Income Taxes Paid to Other Jurisdictions (line 43, 2021 NJ-1040).....	5.	2,133.
6. Subtract line 5 from line 4. Enter the applicable percentage of this amount on line 16, Part II of this form.....	6.	406.

Exception III Tax on 2021 Annualized Income (attach calculations)

Estates and trusts, **do not** use the period ending dates shown, instead use the following ending dates: 2/28/21, 4/30/21, and 7/31/21. Also, estates and trusts cannot use the annualization amounts shown on line 2 and must use 6, 3, and 1.7143, respectively.

		1/1/21 – 3/31/21	1/1/21 – 5/31/21	1/1/21 – 8/31/21
1. Enter the portion of NJ Gross Income (line 29, NJ-1040) that is applicable to each period shown.....	1.			
2. Annualization amounts.....	2.	4	2.4	1.5
3. Annualized Income (Multiply line 1 by line 2).....	3.			
4. Enter Total Exemptions (line 30, NJ-1040).....	4.			
5. Subtract line 4 from line 3.....	5.			
6. Calculate tax on line 5.....	6.			
7. Enter the portion of the Credit for Income Taxes Paid to Other Jurisdictions (line 43, NJ-1040) that is applicable to each period.....	7.			
8. Subtract line 7 from line 6. Enter the applicable percentage of this amount on line 17, Part II of this form.....	8.			

EXCEPTION IV Tax on Actual 2021 Taxable Income over 3, 5, and 8-month periods (attach calculations)

		1/1/21 – 3/31/21	1/1/21 – 5/31/21	1/1/21 – 8/31/21
1. Enter the actual amount of NJ Taxable Income (line 41, NJ-1040) that is applicable to each period shown.....	1.			
2. Calculate tax on line 1.....	2.			
3. Enter the portion of the Credit for Income Taxes Paid to Other Jurisdictions (line 43, NJ-1040) that is applicable to each period shown.....	3.			
4. Subtract line 3 from line 2. Enter 90% of this amount on line 18, Part II of this form.....	4.			

If your income on line 29 is at or below the filing threshold,
do not complete this schedule.

Name as Shown on Return RODRIGUEZ LIMA, ISAMAR M & ENUGALA, MANOJ	Social Security No. 150-92-0265
--	------------------------------------


Part I

Did you and, if applicable, all members of your tax household, have minimum essential health coverage for every month in 2021 (See instructions for line 52, NJ-1040.) Part-year residents include only months as a New Jersey resident.

- Yes. You do not owe a shared responsibility payment. Fill in the oval at line 52, NJ-1040, and enclose this schedule with your return.
- No. Continue to Part II.

Part II

Enter the name and Social Security number for each member of your tax household. Check the box for every month each person had minimum essential health coverage or qualified for an exemption (part-year residents include only months as a New Jersey resident). If an individual qualified for an exemption, enter the exemption number. (See instructions for line 52, NJ-1040.) If an individual has more than one exemption number, check the box. If you need more space, enclose a statement listing any additional individuals.

QuickZoom to Shared Responsibility Payment Calculation Worksheet  _____

Name	SSN	Jan	Feb	Mar	Apr	May	Jun	Jul	Aug	Sep	Oct	Nov	Dec
		<input type="checkbox"/>	<input type="checkbox"/>	<input type="checkbox"/>	<input type="checkbox"/>	<input type="checkbox"/>	<input type="checkbox"/>	<input type="checkbox"/>	<input type="checkbox"/>	<input type="checkbox"/>	<input type="checkbox"/>	<input type="checkbox"/>	<input type="checkbox"/>
Exemption Code . .	_____	Check box if this individual has more than one exemption number .											
		Check box if this individual is under 18											
		<input type="checkbox"/>	<input type="checkbox"/>	<input type="checkbox"/>	<input type="checkbox"/>	<input type="checkbox"/>	<input type="checkbox"/>	<input type="checkbox"/>	<input type="checkbox"/>	<input type="checkbox"/>	<input type="checkbox"/>	<input type="checkbox"/>	<input type="checkbox"/>
Exemption Code . .	_____	Check box if this individual has more than one exemption number .											
		Check box if this individual is under 18											
		<input type="checkbox"/>	<input type="checkbox"/>	<input type="checkbox"/>	<input type="checkbox"/>	<input type="checkbox"/>	<input type="checkbox"/>	<input type="checkbox"/>	<input type="checkbox"/>	<input type="checkbox"/>	<input type="checkbox"/>	<input type="checkbox"/>	<input type="checkbox"/>
Exemption Code . .	_____	Check box if this individual has more than one exemption number .											
		Check box if this individual is under 18											
		<input type="checkbox"/>	<input type="checkbox"/>	<input type="checkbox"/>	<input type="checkbox"/>	<input type="checkbox"/>	<input type="checkbox"/>	<input type="checkbox"/>	<input type="checkbox"/>	<input type="checkbox"/>	<input type="checkbox"/>	<input type="checkbox"/>	<input type="checkbox"/>
Exemption Code . .	_____	Check box if this individual has more than one exemption number .											
		Check box if this individual is under 18											
		<input type="checkbox"/>	<input type="checkbox"/>	<input type="checkbox"/>	<input type="checkbox"/>	<input type="checkbox"/>	<input type="checkbox"/>	<input type="checkbox"/>	<input type="checkbox"/>	<input type="checkbox"/>	<input type="checkbox"/>	<input type="checkbox"/>	<input type="checkbox"/>
Exemption Code . .	_____	Check box if this individual has more than one exemption number .											
		Check box if this individual is under 18											
		<input type="checkbox"/>	<input type="checkbox"/>	<input type="checkbox"/>	<input type="checkbox"/>	<input type="checkbox"/>	<input type="checkbox"/>	<input type="checkbox"/>	<input type="checkbox"/>	<input type="checkbox"/>	<input type="checkbox"/>	<input type="checkbox"/>	<input type="checkbox"/>
Exemption Code . .	_____	Check box if this individual has more than one exemption number .											
		Check box if this individual is under 18											
		<input type="checkbox"/>	<input type="checkbox"/>	<input type="checkbox"/>	<input type="checkbox"/>	<input type="checkbox"/>	<input type="checkbox"/>	<input type="checkbox"/>	<input type="checkbox"/>	<input type="checkbox"/>	<input type="checkbox"/>	<input type="checkbox"/>	<input type="checkbox"/>
Exemption Code . .	_____	Check box if this individual has more than one exemption number .											
		Check box if this individual is under 18											
		<input type="checkbox"/>	<input type="checkbox"/>	<input type="checkbox"/>	<input type="checkbox"/>	<input type="checkbox"/>	<input type="checkbox"/>	<input type="checkbox"/>	<input type="checkbox"/>	<input type="checkbox"/>	<input type="checkbox"/>	<input type="checkbox"/>	<input type="checkbox"/>
Exemption Code . .	_____	Check box if this individual has more than one exemption number .											
		Check box if this individual is under 18											

DO NOT STAPLE ANY ITEMS TO THE RETURN.

Arizona Form 140NR

Nonresident Personal Income Tax Return

FOR CALENDAR YEAR 2021

82F Check box 82F if filing under extension OR FISCAL YEAR BEGINNING 2,0,2,1 AND ENDING 66F

Your First Name and Middle Initial 1 ISAMAR M Last Name RODRIGUEZ LIMA Your Social Security Number 150 92 0265 Spouse's First Name and Middle Initial (if box 4 or 6 checked) 1 MANOJ Last Name ENUGALA Spouse's Social Security No. 790 26 2705

Current Home Address - number and street, rural route 2 61 MYRTLE AVE Apt. No. B5 Daytime Phone (with area code) 94 (516) 728-8898 City, Town or Post Office IRVINGTON State NJ ZIP Code 07111 Last Names Used in Last Four Prior Year(s) (if different) 97

FILING STATUS 4 Married filing joint return 4a Injured Spouse Protection of Joint Overpayment 5 Head of household: Enter name of qualifying child or dependent on next line: 6 Married filing separate return: Enter spouse's name and Social Security Number above. 7 Single

8 Age 65 or over (you and/or spouse) 9 Blind (you and/or spouse) 10a Dependents: Under age of 17. 10b 1 Dependents: Age 17 and over. REVENUE USE ONLY. DO NOT MARK IN THIS AREA. 88R 81P PM 80R RCVD

11-13 Residency Status (check one): 11 Nonresident 12 Nonresident Active Military 13 Composite Return (see instructions - page 28)

Table with 7 columns: (a) FIRST AND LAST NAME, (b) SOCIAL SECURITY NO., (c) RELATIONSHIP, (d) NO. OF MONTHS LIVED IN YOUR HOME IN 2021, (e) Dependent Age included in: 1 (Box 10a), 2 (Box 10b), (f) if you did not claim this person on your federal return due to educational credits. Includes rows for JOSEPH LIMA, RODRIGUEZ LIMA, etc.

Main tax calculation table with columns for 2021 FEDERAL Amount from Federal Return and 2021 ARIZONA Source Amount Only. Rows include 14-30 (Income items) and 31-42 (Subtractions). Includes a barcode area for Subtractions.

Place any required federal and AZ schedules or other documents after Form 140NR.

Arizona Income Exemptions 8 and 9 - Dependents 10a and 10b Additions Subtractions - cont. on page 2

Your Name (as shown on page 1) ISAMAR M RODRIGUEZ LIMA & MANOJ ENUGALA
 Your Social Security Number 150-92-0265

Subtractions - cont. from page 1	43	Interest on U.S. obligations such as U.S. savings bonds and treasury bills.....	43		00				
	44	Agricultural crops contributed to Arizona charitable organizations.....	44		00				
	45	Other Subtractions from Income: Complete <i>Other Subtractions from Arizona Gross Income</i> schedule on page 6....	45		00				
	46	Subtract lines 43 through 45 from line 42. Enter the difference	46	96,239	00				
Exemptions	47	Age 65 or over: Multiply the number in box 8 by \$2,100.....	47	00					
	48	Blind: Multiply the number in box 9 by \$1,500	48	00					
	49	Other Exemptions: See instructions.....49E <input type="text"/> Multiply the number in box 49E by \$2,300.....	49	00					
	50	Add lines 47, 48, and 49. Enter the total	50	00					
	51	Multiply line 50 by the Arizona ratio on line 27	51		00				
Balance of Tax	52	Arizona adjusted gross income: Subtract line 51 from line 46. If less than zero, enter "0"	52	96,239	00				
	53	Deductions: Check box and enter amount. See instructions..... 53I <input type="checkbox"/> ITEMIZED 53S <input checked="" type="checkbox"/> STANDARD	53	19,202	00				
	54	If you checked box 53S and claim charitable contributions, check 54C <input checked="" type="checkbox"/> Complete page 3. See instructions.....	54	115	00				
	55	Arizona taxable income: Subtract lines 53 and 54 from line 52. If less than zero, enter "0".....	55	76,922	00				
	56a	Compute the tax using amount from line 55 and Tax Tables X and Y.....	56a	2,152	00				
	56b	If line 55 is \$250,001 or more (single/mfs) or \$500,001 or more (mfj/hoh) compute the tax surcharge. Enter the amount..	56b		00				
	57	Tax from recapture of credits from Arizona Form 301, Part 2, line 30	57		00				
	58	Subtotal of tax: Add lines 56a, 56b and 57. Enter the total.....	58	2,152	00				
	59	Dependent Tax Credit. See instructions.....	59	19	00				
	60	Nonrefundable credits from Arizona Form 301, Part 2, line 61.....	60		00				
Total Payments and Refundable Credits	61	Balance of tax: Subtract lines 59 and 60 from line 58. If the sum of lines 59 and 60 is more than line 58, enter "0"	61	2,133	00				
	62	2021 AZ income tax withheld.....	62	2,598	00				
	63	2021 AZ estimated tax payments. 63a <input type="text"/> 00 Claim of Right 63b <input type="text"/> 00 Add 63a and 63b..	63c		00				
	64	2021 AZ extension payment (Form 204).....	64		00				
	65	Other refundable credits: Check the box(es) and enter the total amount..... 651 <input type="checkbox"/> 308-I 652 <input type="checkbox"/> 349	65		00				
	66	Total payments and refundable credits: Add lines 62 through 65. Enter the total	66	2,598	00				
Tax Due or Overpayment	67	TAX DUE: If line 61 is larger than line 66, subtract line 66 from line 61. Enter amount of tax due. Skip lines 68, 69 and 70.....	67		00				
	68	OVERPAYMENT: If line 66 is larger than line 61, subtract line 61 from line 66. Enter amount of overpayment.....	68	465	00				
	69	Amount of line 68 to be applied to 2022 estimated tax.....	69		00				
	70	Balance of overpayment: Subtract line 69 from line 68. Enter the difference.....	70	465	00				
Voluntary Gifts	71 - 81 Voluntary Gifts to:								
		Solutions Teams Assigned to Schools.....	71	00	Arizona Wildlife.....	72	00		
	Child Abuse Prevention.....	73	00	Domestic Violence Services.....	74	00	Political Gift.....	75	00
	Neighbors Helping Neighbors..	76	00	Special Olympics.....	77	00	Veterans' Donations Fund.....	78	00
	I Didn't Pay Enough Fund.....	79	00	Sustainable State Parks and Road Fund.....	80	00	Spay/Neuter of Animals..	81	00
	82 Political Party (if amount is entered on line 75 - check only one):		821	<input type="checkbox"/> Democratic	822	<input type="checkbox"/> Libertarian	823	<input type="checkbox"/> Republican	
	83 Estimated payment penalty		83					00	
	84 841 <input type="checkbox"/> Annualized/Other 842 <input type="checkbox"/> Farmer or Fisherman 843 <input type="checkbox"/> Form 221 included								
85 Add lines 71 through 81 and 83. Enter the total		85					00		
Refund or Amount Owed	86 REFUND: Subtract line 85 from line 70. If less than zero, enter amount owed on line 87		86	465	00				
	Direct Deposit of Refund: Check box 86A if your deposit will be ultimately placed in a foreign account; see instructions. 86A <input type="checkbox"/>								
	<input checked="" type="checkbox"/> C Checking or ROUTING NUMBER ACCOUNT NUMBER <input type="checkbox"/> S Savings 011900254 4400661438740240								
87 AMOUNT OWED: Add lines 67 and 85. Make check payable to Arizona Department of Revenue; write your SSN on payment....		87			00				

Under penalties of perjury, I declare that I have read this return and any documents with it, and to the best of my knowledge and belief, they are true, correct and complete. Declaration of preparer (other than taxpayer) is based on all information of which preparer has any knowledge.

YOUR SIGNATURE _____ DATE _____ QUALITY MANAGER
 OCCUPATION _____
 SPOUSE'S SIGNATURE _____ DATE _____ SOFTWARE ENGINEER
 SPOUSE'S OCCUPATION _____
 SYAM PRIYA RAM SAGAR GUPTA TALLAM 02232022 GLOBAL TAXES LLC
 PAID PREPARER'S SIGNATURE DATE FIRM'S NAME (PREPARER'S IF SELF-EMPLOYED)
 2530 Pebble Creek Ln 30-1017196
 PAID PREPARER'S STREET ADDRESS PAID PREPARER'S TIN
 Cumming GA 30041 (678) 965-9522
 PAID PREPARER'S CITY STATE ZIP CODE PAID PREPARER'S PHONE NUMBER

If you are also sending a payment, mail to Arizona Department of Revenue, PO Box 52016, Phoenix, AZ 85072-2016 (PO Box 29204, Phoenix, AZ 85038-9204 if your return has a barcode). If you are not sending a payment, mail to Arizona Department of Revenue, PO Box 52138, Phoenix, AZ 85072-2138 (PO Box 29205, Phoenix, AZ 85038-9205 if your return has a barcode).

2021 Form 140NR - Standard Deduction Increase for Charitable Contributions

You must complete this worksheet if you are taking an increased standard deduction for charitable contributions. Include the completed worksheet with your tax return, when filed. If you do not include the completed worksheet, your standard deduction will not be increased.

Taxpayers electing to take the Standard Deduction may *increase* the standard deduction amount by 25% (.25) of the total amount of the taxpayer's charitable deductions that would have been allowed if the taxpayer elected to claim itemized deductions on the Arizona tax return.

Charitable contributions (lines 1C, 2C, and 3C) are those gifts allowed on federal Form 1040 Schedule A (Gifts to Charity) that you would have claimed had you elected to take itemized deductions on your federal return.

NOTE 1: As a nonresident filing Form 140NR, you are required to apportion your allowable increased standard deduction based on your Arizona income ratio computed on page 1, line 27.

NOTE 2: You must reduce your contribution amount by the total charitable contributions you made during January 1, 2021 through December 31, 2021 for which you are claiming an Arizona tax credit under Arizona law for the current tax year return or claimed on the prior tax year return. Enter this amount on line 5C.

NOTE 3: If you itemized deductions on your federal return (1040 Schedule A) and were required to adjust the amount of your allowable contributions on your federal 1040 Schedule A for the amount claimed as a tax credit on your Arizona income tax return, include the amount of the federal contribution adjustment to line 1C and enter the amount of the Arizona tax credit on line 5C.

Complete the worksheet to determine your allowable increased standard deduction for charitable contributions.

1C	2021 Gifts by cash or check.....	1C	600	00
2C	2021 Other than by cash or check.....	2C		00
3C	Carryover from prior year.....	3C		00
4C	Add lines 1C through 3C and enter the total.....	4C	600	00
5C	Total charitable contributions made in 2021 for which you are claiming a credit under Arizona law for the current (2021) or prior (2020) tax year.....	5C		00
6C	Subtract line 5C from line 4C and enter the difference. If less than zero, enter "0".....	6C	600	00
7C	Multiply line 6C by 25% (.25) and enter the result.....	7C	150	00
8C	Enter your Arizona income ratio from page 1, line 27.....	8C	0.765	
9C	Multiply line 7C by the ratio on line 8C and enter the result.....	9C	115	00

- Enter the amount shown on line 9C on page 2, line 54
- Be sure to check box **53S** for Standard Deduction on line 53.
- Check box **54C** for charitable contributions on line 54. If you do not check this box, you may be denied the increased standard deduction.

2021 Form 140NR Dependent and Other Exemption Information

Include page 4 with your return if:

- You are listing additional dependents (for box 10a and 10b) from page 1.
- You are claiming *Other Exemptions* on page 2, line 49.

Part 1: Dependents (Box 10a and 10b) continued from page 1

Information used to compute your allowable Dependent Tax Credit on page 2, line 59.

NOTE: If you have more than three qualifying dependents, you **must** complete Part 1 *and* the worksheet in the instructions to compute your Dependent Tax Credit on line 59.

	(a) FIRST AND LAST NAME (Do not list yourself or spouse.)	(b) SOCIAL SECURITY NO.	(c) RELATIONSHIP	(d) NO. OF MONTHS LIVED IN YOUR HOME IN 2021	(e) ✓ Dependent Age included in:		(f) ✓ IF YOU DID NOT CLAIM THIS PERSON ON YOUR FEDERAL RETURN DUE TO EDUCATIONAL CREDITS
					1 (Box 10a)	2 (Box 10b)	
10g					<input type="checkbox"/>		
10h					<input type="checkbox"/>	<input type="checkbox"/>	<input type="checkbox"/>
10i					<input type="checkbox"/>	<input type="checkbox"/>	<input type="checkbox"/>
10j					<input type="checkbox"/>	<input type="checkbox"/>	<input type="checkbox"/>
10k					<input type="checkbox"/>	<input type="checkbox"/>	<input type="checkbox"/>
10l					<input type="checkbox"/>	<input type="checkbox"/>	<input type="checkbox"/>
10m					<input type="checkbox"/>	<input type="checkbox"/>	<input type="checkbox"/>
10n					<input type="checkbox"/>	<input type="checkbox"/>	<input type="checkbox"/>
10o					<input type="checkbox"/>	<input type="checkbox"/>	<input type="checkbox"/>
10p					<input type="checkbox"/>	<input type="checkbox"/>	<input type="checkbox"/>
10q					<input type="checkbox"/>	<input type="checkbox"/>	<input type="checkbox"/>

Part 2: Other Exemptions

Information used to compute your allowable Other Exemptions on page 2, line 49.

	(a) FIRST AND LAST NAME (Do not list yourself or spouse.)	(b) SOCIAL SECURITY NO.	(c) ✓ AGE 65 OR OVER (see instructions)		(d) ✓ STILLBORN CHILD IN 2021
			C1	C2	
1			<input type="checkbox"/>	<input type="checkbox"/>	<input type="checkbox"/>
2			<input type="checkbox"/>	<input type="checkbox"/>	<input type="checkbox"/>
3			<input type="checkbox"/>	<input type="checkbox"/>	<input type="checkbox"/>
4			<input type="checkbox"/>	<input type="checkbox"/>	<input type="checkbox"/>
5			<input type="checkbox"/>	<input type="checkbox"/>	<input type="checkbox"/>
6			<input type="checkbox"/>	<input type="checkbox"/>	<input type="checkbox"/>
7			<input type="checkbox"/>	<input type="checkbox"/>	<input type="checkbox"/>
8			<input type="checkbox"/>	<input type="checkbox"/>	<input type="checkbox"/>
9			<input type="checkbox"/>	<input type="checkbox"/>	<input type="checkbox"/>
10			<input type="checkbox"/>	<input type="checkbox"/>	<input type="checkbox"/>

Enter the total number of individuals listed in Part 2 in box 49E on page 2, line 49.