

Gain / Loss report

Gaurav Thakkar | ad48e4c8-0619-5924-afb1-e64b2790f986 | gauravthkr1311@gmail.com

About report

This report includes all taxable activity with realized gains or losses. For US customers, Sells and Converts are taxable events that realize gains. This report does not include taxable events like Staking or Coinbase Earn that result in income. For final tax obligations, please consult your tax advisor.

Summary

Cost Basis Method: **HIFO**

Data source	Long-term	Short-term	Total gains/losses
Coinbase	None	\$1,801.81	\$1,801.81
Total	None	\$1,801.81	\$1,801.81

Report legend

Short-term

The tax you pay on capital gains or losses depends on how long you hold the asset. If you hold an asset for 1 year or less, you pay the short term capital gains tax rate.

Long-term




The tax you pay on capital gains or losses depends on how long you hold the asset. If you hold an asset for 1 year and 1 day, or longer, you pay the long term capital gains tax rate.


Proceeds

The amount of money you received when you sold your cryptocurrency. If you received USD in exchange for your cryptocurrency then the cash you received is your proceeds. If you exchanged one cryptocurrency for another it will be the dollar value of the crypto you received.

Data source: Coinbase


These are taxable transactions incurring realized gains or losses where Coinbase all relevant data points.

Date Sold	Event	Amount	Proceeds	Cost Basis	Long Term	Short Term	Total Gains/Losses
01/10/2021	 Sold LINK	24.14469381	\$423.59	\$301.93	None	\$121.66	\$121.66
Date Acquired (Tax Lots)							
	11/09/2020	24.14469381 LINK	\$423.59	\$301.93	None	\$121.66	
Date Sold	Event	Amount	Proceeds	Cost Basis	Long Term	Short Term	Total Gains/Losses
02/09/2021	 Converted from ATOM	33.003742	\$460.85	\$300.00	None	\$160.85	\$160.85
Date Acquired (Tax Lots)							
	02/03/2021	33.003742 ATOM	\$460.85	\$300.00	None	\$160.85	
Date Sold	Event	Amount	Proceeds	Cost Basis	Long Term	Short Term	Total Gains/Losses
02/09/2021	 Sold LINK	19.00577015	\$492.55	\$237.67	None	\$254.88	\$254.88
Date Acquired (Tax Lots)							
	11/09/2020	19.00577015 LINK	\$492.55	\$237.67	None	\$254.88	

Date Sold	Event	Amount	Proceeds	Cost Basis	Long Term	Short Term	Total Gains/Losses
03/20/2021	 Sold BAL	7.66471029	\$482.70	\$304.46	None	\$178.24	\$178.24


Date Acquired (Tax Lots)

02/10/2021	7.66471029 BAL	\$482.70	\$304.46	None	\$178.24
------------	----------------	----------	----------	------	----------

Date Sold	Event	Amount	Proceeds	Cost Basis	Long Term	Short Term	Total Gains/Losses
03/31/2021	 Sold BAND	18.71299622	\$295.53	\$217.63	None	\$77.90	\$77.90


Date Acquired (Tax Lots)

02/09/2021	18.71299622 BAND	\$295.53	\$217.63	None	\$77.90
------------	------------------	----------	----------	------	---------

Date Sold	Event	Amount	Proceeds	Cost Basis	Long Term	Short Term	Total Gains/Losses
03/31/2021	 Sold ETH	0.15588068	\$295.53	\$170.01	None	\$125.52	\$125.52


Date Acquired (Tax Lots)

01/22/2021	0.15588068 ETH	\$295.53	\$170.01	None	\$125.52
------------	----------------	----------	----------	------	----------

Date Sold	Event	Amount	Proceeds	Cost Basis	Long Term	Short Term	Total Gains/Losses
04/11/2021	 Sold LINK	8.91271562	\$295.53	\$111.45	None	\$184.08	\$184.08


Date Acquired (Tax Lots)

11/09/2020	8.91271562 LINK	\$295.53	\$111.45	None	\$184.08
------------	-----------------	----------	----------	------	----------

Date Sold	Event	Amount	Proceeds	Cost Basis	Long Term	Short Term	Total Gains/Losses
04/15/2021	 Converted from LINK	14.76318014	\$600.00	\$184.62	None	\$415.38	\$415.38


Date Acquired (Tax Lots)

11/09/2020	14.76318014 LINK	\$600.00	\$184.62	None	\$415.38
------------	------------------	----------	----------	------	----------

Date Sold	Event	Amount	Proceeds	Cost Basis	Long Term	Short Term	Total Gains/Losses
07/05/2021	 Sold ETH	0.23196574	\$506.36	\$252.99	None	\$253.37	\$253.37


Date Acquired (Tax Lots)

01/22/2021	0.23196574 ETH	\$506.36	\$252.99	None	\$253.37
------------	----------------	----------	----------	------	----------

Date Sold	Event	Amount	Proceeds	Cost Basis	Long Term	Short Term	Total Gains/Losses
07/05/2021	 Sold LINK	13.1409093	\$235.47	\$164.33	None	\$71.14	\$71.14

Date Acquired (Tax Lots)

11/09/2020	13.1409093 LINK	\$235.47	\$164.33	None	\$71.14
------------	-----------------	----------	----------	------	---------

Date Sold	Event	Amount	Proceeds	Cost Basis	Long Term	Short Term	Total Gains/Losses
11/10/2021	 Converted from BAND	26.38814855	\$250.00	\$291.21	None	-\$41.21	-\$41.21
Date Acquired (Tax Lots)							
05/19/2021	6.08370419 BAND	\$57.64	\$55.07	None	\$2.57		
02/09/2021	20.30444436 BAND	\$192.36	\$236.14	None	-\$43.77		