

Gain / Loss report


Karthikeya Mekala | 2038d03e-9af8-59a1-ae7d-fdece8467148 | mail2mkarthik@gmail.com

About report

This report includes all taxable activity with realized gains or losses. For US customers, Sells and Converts are taxable events that realize gains. This report does not include taxable events like Staking or Coinbase Earn that result in income. For final tax obligations, please consult your tax advisor.

Summary

Cost Basis Method: **HIFO**

Data source	Long-term	Short-term	Total gains/losses
Coinbase	None	\$3,183.27	\$3,183.27
 Not Available	None	\$5,109.90	\$5,109.90
Total	None	\$8,293.18	\$8,293.18

Report legend

Short-term

The tax you pay on capital gains or losses depends on how long you hold the asset. If you hold an asset for 1 year or less, you pay the short term capital gains tax rate.

Long-term


The tax you pay on capital gains or losses depends on how long you hold the asset. If you hold an asset for 1 year and 1 day, or longer, you pay the long term capital gains tax rate.

Proceeds

The amount of money you received when you sold your cryptocurrency. If you received USD in exchange for your cryptocurrency then the cash you received is your proceeds. If you exchanged one cryptocurrency for another it will be the dollar value of the crypto you received.

Some data not available

Why?

When you transfer crypto to Coinbase and you acquired it elsewhere, Coinbase does not have a record of the asset's original cost basis and/or date acquired. For these transactions, we indicate that these data points are not available with .


How to treat these transactions

We estimate your gains/losses for these transactions by assuming \$0 cost basis and treating your date received as date acquired. Before filing your taxes, work with your tax professional or follow our guide to prepare these data points to accurately report your gains or losses.

Section 1


Data source: Coinbase

These are taxable transactions incurring realized gains or losses where Coinbase all relevant data points.

Date Sold	Event	Amount	Proceeds	Cost Basis	Long Term	Short Term	Total Gains/Losses
01/22/2021	 Sold GRT	1844.40929921	\$985.10	\$500.98	None	\$484.12	\$484.12




Date Acquired (Tax Lots)




12/19/2020	2.11461197 GRT	\$1.13	\$1.01	None	\$0.11
12/19/2020	2.11461197 GRT	\$1.13	\$1.01	None	\$0.11
12/19/2020	2.11237854 GRT	\$1.13	\$1.01	None	\$0.11
12/19/2020	1838.06769673 GRT	\$981.71	\$497.94	None	\$483.77

Date Sold	Event	Amount	Proceeds	Cost Basis	Long Term	Short Term	Total Gains/Losses
01/29/2021	 Sold XLM	142.0196994	\$48.01	\$22.65	None	\$25.36	\$25.36

Date Acquired (Tax Lots)

12/11/2020	12.8655422 XLM	\$4.35	\$2.00	None	\$2.35
12/11/2020	82.4745836 XLM	\$27.88	\$13.40	None	\$14.48
12/11/2020	8.1781429 XLM	\$2.76	\$1.27	None	\$1.50
12/11/2020	12.8419985 XLM	\$4.34	\$2.00	None	\$2.34
12/11/2020	12.8745695 XLM	\$4.35	\$2.00	None	\$2.36
12/11/2020	12.7848627 XLM	\$4.32	\$1.99	None	\$2.33

Date Sold	Event	Amount	Proceeds	Cost Basis	Long Term	Short Term	Total Gains/Losses
02/23/2021	 Sold GRT	1735.65950992	\$2,955.30	\$470.20	None	\$2,485.10	\$2,485.10
Date Acquired (Tax Lots)							
12/19/2020	1735.65950992 GRT		\$2,955.30	\$470.20	None	\$2,485.10	
Date Sold	Event	Amount	Proceeds	Cost Basis	Long Term	Short Term	Total Gains/Losses
10/22/2021	 Sold AUCTION	6.70762494	\$401.31	\$300.00	None	\$101.31	\$101.31
Date Acquired (Tax Lots)							
10/21/2021	6.70762494 AUCTION		\$401.31	\$300.00	None	\$101.31	
Date Sold	Event	Amount	Proceeds	Cost Basis	Long Term	Short Term	Total Gains/Losses
11/13/2021	 Sold GRT	118.58347395	\$124.69	\$32.86	None	\$91.83	\$91.83
Date Acquired (Tax Lots)							
11/02/2021	0.97818644 GRT		\$1.03	\$1.00	None	\$0.03	
12/19/2020	117.60528751 GRT		\$123.66	\$31.86	None	\$91.80	


Date Sold	Event	Amount	Proceeds	Cost Basis	Long Term	Short Term	Total Gains/Losses
11/19/2021	 Sold BAT	131.2589055	\$138.32	\$150.00	None	-\$11.68	-\$11.68
Date Acquired (Tax Lots)							
	05/17/2021	43.66649386 BAT	\$46.02	\$50.00	None	-\$3.98	
	03/23/2021	87.59241164 BAT	\$92.30	\$100.00	None	-\$7.70	
Date Sold	Event	Amount	Proceeds	Cost Basis	Long Term	Short Term	Total Gains/Losses
11/30/2021	 Sold AMP	2826.67412756	\$169.44	\$200.00	None	-\$30.56	-\$30.56
Date Acquired (Tax Lots)							
	06/14/2021	2826.67412756 AMP	\$169.44	\$200.00	None	-\$30.56	
Date Sold	Event	Amount	Proceeds	Cost Basis	Long Term	Short Term	Total Gains/Losses
11/30/2021	 Sold DASH	0.78364126	\$137.80	\$100.00	None	\$37.80	\$37.80
Date Acquired (Tax Lots)							
	01/15/2021	0.78364126 DASH	\$137.80	\$100.00	None	\$37.80	

Section 2

Data source: Not available


These are taxable transactions incurring realized gains or losses where the cost basis is unavailable.

⚠ For these transactions Coinbase does not have a cost basis on record. We estimate your gains/losses for these transactions by assuming \$0 cost basis and treating your date received as date acquired.

Date Sold	Event	Amount	Proceeds	Cost Basis	Long Term	Short Term	Total Gains/Losses
08/20/2021	 Sold ADA	1286.120612	\$3,076.79	\$541.88	None	\$2,534.92	\$2,534.92







Date Acquired (Tax Lots)



⚠ 07/07/2021	100 ADA	\$239.23	\$141.88	None	\$97.36
⚠ 07/07/2021	949.224221 ADA	\$2,270.83	\$0.00	None	\$2,270.83
05/09/2021	181.898178 ADA	\$435.16	\$300.00	None	\$135.16
06/01/2021	54.998213 ADA	\$131.57	\$100.00	None	\$31.57

Date Sold	Event	Amount	Proceeds	Cost Basis	Long Term	Short Term	Total Gains/Losses
10/22/2021	 Sold LINK	20	\$573.53	\$408.83	None	\$164.70	\$164.70

Date Acquired (Tax Lots)

⚠ 07/07/2021	20 LINK	\$573.53	\$408.83	None	\$164.70
--------------	---------	----------	----------	------	----------

Date Sold	Event	Amount	Proceeds	Cost Basis	Long Term	Short Term	Total Gains/Losses
11/20/2021	 Sold SHIB	50647117.96344983	\$2,308.39	\$10.00	None	\$2,298.39	\$2,298.39
Date Acquired (Tax Lots)							
10/10/2021		346012.12386543 SHIB	\$15.77	\$10.00	None	\$5.77	
 10/10/2021		50301105.8395844 SHIB	\$2,292.62	\$0.00	None	\$2,292.62	
Date Sold	Event	Amount	Proceeds	Cost Basis	Long Term	Short Term	Total Gains/Losses
11/30/2021	 Sold DOGE	1667.11391487	\$361.95	\$447.10	None	-\$85.15	-\$85.15
Date Acquired (Tax Lots)							
06/10/2021		598.11391487 DOGE	\$129.86	\$200.00	None	-\$70.14	
 07/07/2021		1069 DOGE	\$232.09	\$247.10	None	-\$15.01	
Date Sold	Event	Amount	Proceeds	Cost Basis	Long Term	Short Term	Total Gains/Losses
11/30/2021	 Sold MATIC	201.96648556	\$354.39	\$233.03	None	\$121.36	\$121.36
Date Acquired (Tax Lots)							
06/07/2021		0.65608188 MATIC	\$1.15	\$1.00	None	\$0.15	
06/07/2021		0.65608188 MATIC	\$1.15	\$1.00	None	\$0.15	
06/07/2021		0.6543218 MATIC	\$1.15	\$1.00	None	\$0.15	
 07/07/2021		200 MATIC	\$350.94	\$230.03	None	\$120.91	

Date Sold	Event	Amount	Proceeds	Cost Basis	Long Term	Short Term	Total Gains/Losses
11/30/2021	 Sold XLM	235.8227563	\$76.41	\$0.72	None	\$75.69	\$75.69
Date Acquired (Tax Lots)							
	 07/07/2021	231.1608794 XLM	\$74.90	\$0.00	None	\$74.90	
	12/11/2020	4.6618769 XLM	\$1.51	\$0.72	None	\$0.79	