

# Gain / Loss report


Madhuri Bijapurkar | 3f8174a0-2cd3-520d-a4bf-f1e602499bfb | me4sap@gmail.com

## About report

This report includes all taxable activity with realized gains or losses. For US customers, Sells and Converts are taxable events that realize gains. This report does not include taxable events like Staking or Coinbase Earn that result in income. For final tax obligations, please consult your tax advisor.

## Summary

Cost Basis Method: **HIFO**

Data source	Long-term	Short-term	Total gains/losses
Coinbase	None	\$1,072.01	\$1,072.01
 Not Available	None	\$4,069.05	\$4,069.05
<b>Total</b>	None	\$5,141.06	\$5,141.06

## Report legend

### Short-term

The tax you pay on capital gains or losses depends on how long you hold the asset. If you hold an asset for 1 year or less, you pay the short term capital gains tax rate.

### Long-term


The tax you pay on capital gains or losses depends on how long you hold the asset. If you hold an asset for 1 year and 1 day, or longer, you pay the long term capital gains tax rate.

### Proceeds

The amount of money you received when you sold your cryptocurrency. If you received USD in exchange for your cryptocurrency then the cash you received is your proceeds. If you exchanged one cryptocurrency for another it will be the dollar value of the crypto you received.

### Some data not available

Why?

When you transfer crypto to Coinbase and you acquired it elsewhere, Coinbase does not have a record of the asset's original cost basis and/or date acquired. For these transactions, we indicate that these data points are not available with .



How to treat these transactions




We estimate your gains/losses for these transactions by assuming \$0 cost basis and treating your date received as date acquired. Before filing your taxes, work with your tax professional or follow our guide to prepare these data points to accurately report your gains or losses.


## Section 1

## Data source: Coinbase

These are taxable transactions incurring realized gains or losses where Coinbase all relevant data points.


Date Sold	Event	Amount	Proceeds	Cost Basis	Long Term	Short Term	Total Gains/Losses
01/11/2021	 Sold ETC	5.6062838	\$57.61	\$50.00	None	\$7.61	<b>\$7.61</b>
Date Acquired (Tax Lots)							
	01/10/2021	5.6062838 ETC	\$57.61	\$50.00	None	\$7.61	
Date Sold	Event	Amount	Proceeds	Cost Basis	Long Term	Short Term	Total Gains/Losses
04/01/2021	 Sold BCH	0.36309367	\$197.01	\$221.15	None	-\$24.14	<b>-\$24.14</b>
Date Acquired (Tax Lots)							
	01/10/2021	0.0773885 BCH	\$41.99	\$50.00	None	-\$8.01	
	01/10/2021	0.16697347 BCH	\$90.60	\$100.00	None	-\$9.40	
	01/10/2021	0.08316269 BCH	\$45.12	\$50.00	None	-\$4.88	
	01/10/2021	0.03556901 BCH	\$19.30	\$21.15	None	-\$1.85	

Date Sold	Event	Amount	Proceeds	Cost Basis	Long Term	Short Term	Total Gains/Losses
04/01/2021	 Sold ETC	7.03651281	\$97.01	\$92.81	None	\$4.20	<b>\$4.20</b>
Date Acquired (Tax Lots)							
	02/23/2021	3.5868239 ETC	\$49.45	\$42.81	None	\$6.64	
	02/15/2021	3.44968891 ETC	\$47.56	\$50.00	None	-\$2.44	
Date Sold	Event	Amount	Proceeds	Cost Basis	Long Term	Short Term	Total Gains/Losses
04/11/2021	 Sold LTC	0.26873956	\$64.67	\$50.00	None	\$14.67	<b>\$14.67</b>
Date Acquired (Tax Lots)							
	02/23/2021	0.26873956 LTC	\$64.67	\$50.00	None	\$14.67	
Date Sold	Event	Amount	Proceeds	Cost Basis	Long Term	Short Term	Total Gains/Losses
04/19/2021	 Sold BCH	0.11426453	\$97.01	\$67.94	None	\$29.07	<b>\$29.07</b>
Date Acquired (Tax Lots)							
	01/10/2021	0.11426453 BCH	\$97.01	\$67.94	None	\$29.07	

Date Sold	Event	Amount	Proceeds	Cost Basis	Long Term	Short Term	Total Gains/Losses
04/29/2021	 Sold ETH	0.59350079	\$1,565.04	\$1,200.00	None	\$365.04	<b>\$365.04</b>


## Date Acquired (Tax Lots)

04/15/2021	0.03917745 ETH	\$103.31	\$100.00	None	\$3.31
03/05/2021	0.06559348 ETH	\$172.97	\$100.00	None	\$72.97
02/24/2021	0.05899592 ETH	\$155.57	\$100.00	None	\$55.57
02/10/2021	0.05343572 ETH	\$140.91	\$100.00	None	\$40.91
04/02/2021	0.23427847 ETH	\$617.78	\$500.00	None	\$117.78
02/23/2021	0.06261668 ETH	\$165.12	\$100.00	None	\$65.12
04/15/2021	0.03937048 ETH	\$103.82	\$100.00	None	\$3.82
04/16/2021	0.04003259 ETH	\$105.56	\$100.00	None	\$5.56

Date Sold	Event	Amount	Proceeds	Cost Basis	Long Term	Short Term	Total Gains/Losses
04/29/2021	 Sold ETC	8.7557813	\$295.53	\$90.77	None	\$204.76	<b>\$204.76</b>

## Date Acquired (Tax Lots)

02/23/2021	0.60215753 ETC	\$20.32	\$7.19	None	\$13.14
03/05/2021	1.73296108 ETC	\$58.49	\$20.00	None	\$38.49
02/10/2021	2.69855217 ETC	\$91.08	\$30.00	None	\$61.08
02/05/2021	3.72211052 ETC	\$125.63	\$33.58	None	\$92.05


Date Sold	Event	Amount	Proceeds	Cost Basis	Long Term	Short Term	Total Gains/Losses
04/29/2021	 Sold BTC	0.01589219	\$843.80	\$730.00	None	\$113.80	<b>\$113.80</b>




## Date Acquired (Tax Lots)


---

01/30/2021	0.00026763 BTC	\$14.21	\$10.00	None	\$4.21
01/23/2021	0.00027526 BTC	\$14.62	\$10.00	None	\$4.62
02/19/2021	0.00016181 BTC	\$8.59	\$10.00	None	-\$1.41
01/21/2021	0.0002613 BTC	\$13.87	\$10.00	None	\$3.87
02/22/2021	0.00016786 BTC	\$8.91	\$10.00	None	-\$1.09
01/22/2021	0.00028751 BTC	\$15.27	\$10.00	None	\$5.27
01/27/2021	0.00028189 BTC	\$14.97	\$10.00	None	\$4.97
03/01/2021	0.00018644 BTC	\$9.90	\$10.00	None	-\$0.10
02/21/2021	0.00015474 BTC	\$8.22	\$10.00	None	-\$1.78
01/20/2021	0.00025453 BTC	\$13.51	\$10.00	None	\$3.51
01/12/2021	0.00025747 BTC	\$13.67	\$10.00	None	\$3.67
01/17/2021	0.00024945 BTC	\$13.24	\$10.00	None	\$3.24
01/29/2021	0.00027297 BTC	\$14.49	\$10.00	None	\$4.49
01/19/2021	0.00024532 BTC	\$13.03	\$10.00	None	\$3.03
01/25/2021	0.00026894 BTC	\$14.28	\$10.00	None	\$4.28
02/01/2021	0.0002673 BTC	\$14.19	\$10.00	None	\$4.19
03/25/2021	0.00187437 BTC	\$99.52	\$100.00	None	-\$0.48
02/07/2021	0.00023347 BTC	\$12.40	\$10.00	None	\$2.40
01/26/2021	0.00028034 BTC	\$14.88	\$10.00	None	\$4.88
02/05/2021	0.00024035 BTC	\$12.76	\$10.00	None	\$2.76
01/10/2021	0.000244 BTC	\$12.96	\$10.00	None	\$2.95
01/15/2021	0.0002326 BTC	\$12.35	\$10.00	None	\$2.35
01/24/2021	0.00027438 BTC	\$14.57	\$10.00	None	\$4.57
01/10/2021	0.0002214 BTC	\$11.76	\$10.00	None	\$1.76
02/24/2021	0.00018314 BTC	\$9.72	\$10.00	None	-\$0.28
02/14/2021	0.00198218 BTC	\$105.24	\$100.00	None	\$5.24
02/23/2021	0.00019338 BTC	\$10.27	\$10.00	None	\$0.27
02/28/2021	0.00020475 BTC	\$10.87	\$10.00	None	\$0.87

02/04/2021	0.00023737 BTC	\$12.60	\$10.00	None	\$2.60
03/03/2021	0.00017615 BTC	\$9.35	\$10.00	None	-\$0.65
01/16/2021	0.00024652 BTC	\$13.09	\$10.00	None	\$3.09
02/27/2021	0.00018964 BTC	\$10.07	\$10.00	None	\$0.07
01/13/2021	0.00026881 BTC	\$14.27	\$10.00	None	\$4.27
01/28/2021	0.00028632 BTC	\$15.20	\$10.00	None	\$5.20
02/23/2021	0.00198587 BTC	\$105.44	\$100.00	None	\$5.44
01/11/2021	0.00025908 BTC	\$13.76	\$10.00	None	\$3.76
02/06/2021	0.00022884 BTC	\$12.15	\$10.00	None	\$2.15
02/20/2021	0.00015737 BTC	\$8.36	\$10.00	None	-\$1.64
01/31/2021	0.000264 BTC	\$14.02	\$10.00	None	\$4.02
02/03/2021	0.00024497 BTC	\$13.01	\$10.00	None	\$3.01
01/14/2021	0.00024107 BTC	\$12.80	\$10.00	None	\$2.80
02/25/2021	0.00018118 BTC	\$9.62	\$10.00	None	-\$0.38
03/02/2021	0.00018858 BTC	\$10.01	\$10.00	None	\$0.01
01/18/2021	0.00025519 BTC	\$13.55	\$10.00	None	\$3.55
02/02/2021	0.00026492 BTC	\$14.07	\$10.00	None	\$4.07
02/26/2021	0.00019153 BTC	\$10.17	\$10.00	None	\$0.17


Date Sold	Event	Amount	Proceeds	Cost Basis	Long Term	Short Term	Total Gains/Losses
05/04/2021	 Converted from BCH	0.10116491	\$100.00	\$59.93	None	\$40.07	<b>\$40.07</b>
Date Acquired (Tax Lots)							
	01/10/2021	0.08281766 BCH	\$81.86	\$49.02	None	\$32.84	
	01/10/2021	0.01834725 BCH	\$18.14	\$10.91	None	\$7.23	

Date Sold	Event	Amount	Proceeds	Cost Basis	Long Term	Short Term	Total Gains/Losses
05/05/2021	 Sold ETC	2.89207541	\$197.01	\$23.08	None	\$173.93	<b>\$173.93</b>
Date Acquired (Tax Lots)							
	01/22/2021	2.18083749 ETC	\$148.56	\$16.66	None	\$131.90	
	02/05/2021	0.71123792 ETC	\$48.45	\$6.42	None	\$42.03	
Date Sold	Event	Amount	Proceeds	Cost Basis	Long Term	Short Term	Total Gains/Losses
10/03/2021	 Converted from ETC	0.09167247	\$5.00	\$12.31	None	-\$7.31	<b>-\$7.31</b>
Date Acquired (Tax Lots)							
	05/08/2021	0.09167247 ETC	\$5.00	\$12.31	None	-\$7.31	
Date Sold	Event	Amount	Proceeds	Cost Basis	Long Term	Short Term	Total Gains/Losses
10/03/2021	 Converted from ETH	0.00288385	\$10.00	\$10.57	None	-\$0.57	<b>-\$0.57</b>
Date Acquired (Tax Lots)							
	05/06/2021	0.00288385 ETH	\$10.00	\$10.57	None	-\$0.57	

Date Sold	Event	Amount	Proceeds	Cost Basis	Long Term	Short Term	Total Gains/Losses
10/04/2021	 Converted from ETH	0.00303427	\$10.00	\$11.12	None	-\$1.12	<b>-\$1.12</b>


Date Acquired (Tax Lots)

05/06/2021	0.00303427 ETH	\$10.00	\$11.12	None	-\$1.12
------------	----------------	---------	---------	------	---------

Date Sold	Event	Amount	Proceeds	Cost Basis	Long Term	Short Term	Total Gains/Losses
10/04/2021	 Converted from ETH	0.00208246	\$7.00	\$7.63	None	-\$0.63	<b>-\$0.63</b>

Date Acquired (Tax Lots)

05/06/2021	0.00208246 ETH	\$7.00	\$7.63	None	-\$0.63
------------	----------------	--------	--------	------	---------


Date Sold	Event	Amount	Proceeds	Cost Basis	Long Term	Short Term	Total Gains/Losses
10/05/2021	 Converted from ALGO	5.122032	\$10.03	\$8.27	None	\$1.76	<b>\$1.76</b>


Date Acquired (Tax Lots)

09/24/2021	0.012394 ALGO	\$0.02	\$0.02	None	-\$0.00
09/21/2021	0.012394 ALGO	\$0.02	\$0.02	None	\$0.00
09/09/2021	0.012379 ALGO	\$0.02	\$0.03	None	-\$0.01
09/22/2021	0.012395 ALGO	\$0.02	\$0.02	None	\$0.00
09/13/2021	0.012384 ALGO	\$0.02	\$0.03	None	-\$0.00
09/26/2021	0.012402 ALGO	\$0.02	\$0.02	None	\$0.00
09/18/2021	0.012391 ALGO	\$0.02	\$0.02	None	\$0.00
10/01/2021	0.012408 ALGO	\$0.02	\$0.02	None	\$0.00
09/08/2021	0.012378 ALGO	\$0.02	\$0.02	None	\$0.00




09/27/2021	0.012403 ALGO	\$0.02	\$0.02	None	\$0.00
09/14/2021	0.012386 ALGO	\$0.02	\$0.03	None	-\$0.00
09/16/2021	0.012388 ALGO	\$0.02	\$0.03	None	-\$0.00
09/12/2021	0.012383 ALGO	\$0.02	\$0.03	None	-\$0.01
10/02/2021	0.01241 ALGO	\$0.02	\$0.02	None	\$0.00
09/10/2021	0.01238 ALGO	\$0.02	\$0.02	None	-\$0.00
09/17/2021	0.01239 ALGO	\$0.02	\$0.02	None	-\$0.00
10/03/2021	0.012411 ALGO	\$0.02	\$0.02	None	\$0.00
09/19/2021	0.012392 ALGO	\$0.02	\$0.02	None	-\$0.00
09/24/2021	0.012398 ALGO	\$0.02	\$0.02	None	\$0.00
09/15/2021	0.012387 ALGO	\$0.02	\$0.03	None	-\$0.00
05/07/2021	0.014347 ALGO	\$0.03	\$0.02	None	\$0.00
09/30/2021	0.012407 ALGO	\$0.02	\$0.02	None	\$0.00
10/04/2021	0.012412 ALGO	\$0.02	\$0.02	None	-\$0.00
09/28/2021	0.012404 ALGO	\$0.02	\$0.02	None	\$0.00
02/16/2021	4.785431 ALGO	\$9.37	\$7.62	None	\$1.75
09/23/2021	0.012396 ALGO	\$0.02	\$0.02	None	-\$0.00
09/11/2021	0.012382 ALGO	\$0.02	\$0.03	None	-\$0.00
09/25/2021	0.0124 ALGO	\$0.02	\$0.02	None	\$0.00

Date Sold	Event	Amount	Proceeds	Cost Basis	Long Term	Short Term	Total Gains/Losses
10/05/2021	 Converted from ETC	0.09440464	\$5.00	\$12.68	None	-\$7.68	<b>-\$7.68</b>
Date Acquired (Tax Lots)							
		0.09440464 ETC	\$5.00	\$12.68	None	-\$7.68	

Date Sold	Event	Amount	Proceeds	Cost Basis	Long Term	Short Term	Total Gains/Losses
10/05/2021	 Converted from BCH	0.01748557	\$10.00	\$10.35	None	-\$0.35	<b>-\$0.35</b>


## Date Acquired (Tax Lots)

01/10/2021	0.01748557 BCH	\$10.00	\$10.35	None	-\$0.35
------------	----------------	---------	---------	------	---------

Date Sold	Event	Amount	Proceeds	Cost Basis	Long Term	Short Term	Total Gains/Losses
10/05/2021	 Converted from CGLD	2.09643737	\$12.25	\$6.00	None	\$6.25	<b>\$6.25</b>


## Date Acquired (Tax Lots)

02/02/2021	0.69920291 CGLD	\$4.09	\$2.00	None	\$2.09
02/02/2021	0.69920291 CGLD	\$4.09	\$2.00	None	\$2.09
02/02/2021	0.69803155 CGLD	\$4.08	\$2.00	None	\$2.08

Date Sold	Event	Amount	Proceeds	Cost Basis	Long Term	Short Term	Total Gains/Losses
10/05/2021	 Converted from ETH	0.00285604	\$9.99	\$10.16	None	-\$0.17	<b>-\$0.17</b>


## Date Acquired (Tax Lots)

05/03/2021	0.00100664 ETH	\$3.52	\$3.38	None	\$0.14
05/06/2021	0.0018494 ETH	\$6.47	\$6.78	None	-\$0.31

Date Sold	Event	Amount	Proceeds	Cost Basis	Long Term	Short Term	Total Gains/Losses
10/05/2021	 Converted from ETH	0.00285959	\$10.00	\$9.59	None	\$0.41	<b>\$0.41</b>


## Date Acquired (Tax Lots)

05/03/2021	0.00285959 ETH	\$10.00	\$9.59	None	\$0.41
------------	----------------	---------	--------	------	--------

Date Sold	Event	Amount	Proceeds	Cost Basis	Long Term	Short Term	Total Gains/Losses
10/06/2021	 Converted from ADA	4.531346	\$10.00	\$7.03	None	\$2.97	<b>\$2.97</b>


## Date Acquired (Tax Lots)

08/08/2021	4.531346 ADA	\$10.00	\$7.03	None	\$2.97
------------	--------------	---------	--------	------	--------

Date Sold	Event	Amount	Proceeds	Cost Basis	Long Term	Short Term	Total Gains/Losses
10/06/2021	 Converted from ETC	0.18684429	\$10.00	\$25.09	None	-\$15.09	<b>-\$15.09</b>


## Date Acquired (Tax Lots)

05/08/2021	0.18684429 ETC	\$10.00	\$25.09	None	-\$15.09
------------	----------------	---------	---------	------	----------

Date Sold	Event	Amount	Proceeds	Cost Basis	Long Term	Short Term	Total Gains/Losses
10/07/2021	 Converted from ETH	0.00283982	\$10.00	\$9.53	None	\$0.47	<b>\$0.47</b>


## Date Acquired (Tax Lots)

05/03/2021	0.00283982 ETH	\$10.00	\$9.53	None	\$0.47
------------	----------------	---------	--------	------	--------

Date Sold	Event	Amount	Proceeds	Cost Basis	Long Term	Short Term	Total Gains/Losses
10/07/2021	 Converted from ETH	0.00565819	\$20.00	\$18.98	None	\$1.02	<b>\$1.02</b>


## Date Acquired (Tax Lots)

05/03/2021	0.00565819 ETH	\$20.00	\$18.98	None	\$1.02
------------	----------------	---------	---------	------	--------

Date Sold	Event	Amount	Proceeds	Cost Basis	Long Term	Short Term	Total Gains/Losses
10/07/2021	 Converted from ETH	0.00279599	\$9.97	\$9.38	None	\$0.59	<b>\$0.59</b>


## Date Acquired (Tax Lots)

05/03/2021	0.00279599 ETH	\$9.97	\$9.38	None	\$0.59
------------	----------------	--------	--------	------	--------

Date Sold	Event	Amount	Proceeds	Cost Basis	Long Term	Short Term	Total Gains/Losses
10/07/2021	 Converted from ETH	0.00276902	\$10.00	\$9.29	None	\$0.71	<b>\$0.71</b>


## Date Acquired (Tax Lots)

05/03/2021	0.00276902 ETH	\$10.00	\$9.29	None	\$0.71
------------	----------------	---------	--------	------	--------

Date Sold	Event	Amount	Proceeds	Cost Basis	Long Term	Short Term	Total Gains/Losses
10/07/2021	 Converted from ETH	0.00415454	\$15.00	\$13.94	None	\$1.06	<b>\$1.06</b>

## Date Acquired (Tax Lots)


05/03/2021	0.00415454 ETH	\$15.00	\$13.94	None	\$1.06
------------	----------------	---------	---------	------	--------

Date Sold	Event	Amount	Proceeds	Cost Basis	Long Term	Short Term	Total Gains/Losses
10/07/2021	 Converted from ETH	0.00277361	\$9.99	\$9.30	None	\$0.69	<b>\$0.69</b>

## Date Acquired (Tax Lots)

---


05/03/2021	0.00277361 ETH	\$9.99	\$9.30	None	\$0.69
------------	----------------	--------	--------	------	--------


Date Sold	Event	Amount	Proceeds	Cost Basis	Long Term	Short Term	Total Gains/Losses
10/08/2021	 Converted from ETH	0.00279092	\$10.00	\$9.36	None	\$0.64	<b>\$0.64</b>

## Date Acquired (Tax Lots)

---


05/03/2021	0.00279092 ETH	\$10.00	\$9.36	None	\$0.64
------------	----------------	---------	--------	------	--------

Date Sold	Event	Amount	Proceeds	Cost Basis	Long Term	Short Term	Total Gains/Losses
10/08/2021	 Converted from SHIB	9045680.68747173	\$200.00	\$209.74	None	-\$9.74	<b>-\$9.74</b>
Date Acquired (Tax Lots)							
10/05/2021		515801.26579406 SHIB	\$11.40	\$9.74	None	\$1.66	
10/07/2021		440174.39220088 SHIB	\$9.73	\$9.89	None	-\$0.16	
10/05/2021		250542.88881672 SHIB	\$5.54	\$5.25	None	\$0.29	
10/06/2021		215300.66645235 SHIB	\$4.76	\$4.95	None	-\$0.19	
10/06/2021		436085.82325048 SHIB	\$9.64	\$9.80	None	-\$0.16	
10/06/2021		651580.00635601 SHIB	\$14.41	\$14.74	None	-\$0.34	
10/06/2021		353113.87952659 SHIB	\$7.81	\$9.79	None	-\$1.99	
10/07/2021		314893.45306996 SHIB	\$6.96	\$9.96	None	-\$3.00	
10/07/2021		443812.83781107 SHIB	\$9.81	\$9.69	None	\$0.12	
10/07/2021		305367.50433186 SHIB	\$6.75	\$9.81	None	-\$3.06	
10/07/2021		590643.88168912 SHIB	\$13.06	\$19.53	None	-\$6.47	
10/05/2021		532938.76505812 SHIB	\$11.78	\$9.87	None	\$1.92	
10/08/2021		442496.64156155 SHIB	\$9.78	\$9.88	None	-\$0.10	
10/05/2021		513535.74448658 SHIB	\$11.35	\$9.78	None	\$1.58	
10/05/2021		594863.87446164 SHIB	\$13.15	\$12.11	None	\$1.04	
10/05/2021		56135.12706846 SHIB	\$1.24	\$1.02	None	\$0.22	
10/06/2021		432888.75658003 SHIB	\$9.57	\$9.78	None	-\$0.21	
10/07/2021		617015.92569227 SHIB	\$13.64	\$14.48	None	-\$0.83	
10/06/2021		426325.10192669 SHIB	\$9.43	\$9.78	None	-\$0.35	
10/07/2021		378683.51924319 SHIB	\$8.37	\$10.01	None	-\$1.64	
10/05/2021		533480.6320941 SHIB	\$11.80	\$9.88	None	\$1.92	

Date Sold	Event	Amount	Proceeds	Cost Basis	Long Term	Short Term	Total Gains/Losses
10/08/2021	 Converted from SHIB	6755235.30736321	\$150.00	\$75.07	None	\$74.93	<b>\$74.93</b>


## Date Acquired (Tax Lots)

09/17/2021	2775901.10427336 SHIB	\$61.64	\$25.95	None	\$35.69
10/05/2021	209249.03098845 SHIB	\$4.65	\$3.81	None	\$0.84
10/04/2021	1007882.95421478 SHIB	\$22.38	\$9.81	None	\$12.57
10/05/2021	778467.37242473 SHIB	\$17.29	\$9.92	None	\$7.37
10/04/2021	588855.43451721 SHIB	\$13.08	\$6.86	None	\$6.21
10/05/2021	620671.6334249 SHIB	\$13.78	\$9.88	None	\$3.90
10/04/2021	774207.77751978 SHIB	\$17.19	\$8.85	None	\$8.34

Date Sold	Event	Amount	Proceeds	Cost Basis	Long Term	Short Term	Total Gains/Losses
10/08/2021	 Converted from SHIB	4675081.81393174	\$100.00	\$42.42	None	\$57.58	<b>\$57.58</b>


## Date Acquired (Tax Lots)

10/03/2021	562466.66438172 SHIB	\$12.03	\$4.91	None	\$7.12
10/03/2021	560846.58562123 SHIB	\$12.00	\$4.92	None	\$7.08
09/17/2021	2573611.13297266 SHIB	\$55.05	\$24.05	None	\$30.99
10/03/2021	978157.43095613 SHIB	\$20.92	\$8.53	None	\$12.39

Date Sold	Event	Amount	Proceeds	Cost Basis	Long Term	Short Term	Total Gains/Losses
10/08/2021	 Converted from ETH	0.02072215	\$75.00	\$74.13	None	\$0.87	<b>\$0.87</b>


## Date Acquired (Tax Lots)

10/08/2021	0.02072215 ETH	\$75.00	\$74.13	None	\$0.87
------------	----------------	---------	---------	------	--------

Date Sold	Event	Amount	Proceeds	Cost Basis	Long Term	Short Term	Total Gains/Losses
10/09/2021	 Converted from ETH	0.00414245	\$15.00	\$14.82	None	\$0.18	<b>\$0.18</b>


## Date Acquired (Tax Lots)

10/08/2021	0.00414245 ETH	\$15.00	\$14.82	None	\$0.18
------------	----------------	---------	---------	------	--------

Date Sold	Event	Amount	Proceeds	Cost Basis	Long Term	Short Term	Total Gains/Losses
10/11/2021	 Converted from ETH	0.00417387	\$15.00	\$14.93	None	\$0.07	<b>\$0.07</b>

## Date Acquired (Tax Lots)


10/08/2021	0.00417387 ETH	\$15.00	\$14.93	None	\$0.07
------------	----------------	---------	---------	------	--------

Date Sold	Event	Amount	Proceeds	Cost Basis	Long Term	Short Term	Total Gains/Losses
10/11/2021	 Converted from ETH	0.00417397	\$15.01	\$14.93	None	\$0.08	<b>\$0.08</b>

## Date Acquired (Tax Lots)

10/08/2021	0.00417397 ETH	\$15.01	\$14.93	None	\$0.08
------------	----------------	---------	---------	------	--------




Date Sold	Event	Amount	Proceeds	Cost Basis	Long Term	Short Term	Total Gains/Losses
10/11/2021	 Converted from ETH	0.00139295	\$5.00	\$4.98	None	\$0.02	<b>\$0.02</b>

## Date Acquired (Tax Lots)

---


10/08/2021	0.00139295 ETH	\$5.00	\$4.98	None	\$0.02
------------	----------------	--------	--------	------	--------

Date Sold	Event	Amount	Proceeds	Cost Basis	Long Term	Short Term	Total Gains/Losses
10/12/2021	 Converted from ETH	0.00570682	\$20.00	\$20.41	None	-\$0.41	<b>-\$0.41</b>

## Date Acquired (Tax Lots)


---

10/08/2021	0.00570682 ETH	\$20.00	\$20.41	None	-\$0.41
------------	----------------	---------	---------	------	---------

Date Sold	Event	Amount	Proceeds	Cost Basis	Long Term	Short Term	Total Gains/Losses
10/12/2021	 Converted from ALGO	2.866233	\$5.00	\$4.52	None	\$0.48	<b>\$0.48</b>




## Date Acquired (Tax Lots)


05/06/2021	0.009751 ALGO	\$0.02	\$0.02	None	\$0.00
09/29/2021	0.012406 ALGO	\$0.02	\$0.02	None	\$0.00
10/12/2021	0.011872 ALGO	\$0.02	\$0.02	None	\$0.00
10/09/2021	0.011868 ALGO	\$0.02	\$0.02	None	-\$0.00
02/16/2021	1.494901 ALGO	\$2.61	\$2.38	None	\$0.23
10/11/2021	0.011871 ALGO	\$0.02	\$0.02	None	-\$0.00
10/07/2021	0.011866 ALGO	\$0.02	\$0.02	None	-\$0.00
04/17/2021	0.009721 ALGO	\$0.02	\$0.02	None	\$0.00
10/08/2021	0.011867 ALGO	\$0.02	\$0.02	None	-\$0.00
05/06/2021	1.229002 ALGO	\$2.14	\$1.89	None	\$0.26
05/08/2021	0.014948 ALGO	\$0.03	\$0.02	None	\$0.00
10/05/2021	0.012414 ALGO	\$0.02	\$0.03	None	-\$0.00
10/06/2021	0.011876 ALGO	\$0.02	\$0.02	None	-\$0.00
10/10/2021	0.01187 ALGO	\$0.02	\$0.02	None	-\$0.00

Date Sold	Event	Amount	Proceeds	Cost Basis	Long Term	Short Term	Total Gains/Losses
10/13/2021	 Converted from ETH	0.00284082	\$10.00	\$9.58	None	\$0.42	<b>\$0.42</b>

## Date Acquired (Tax Lots)


10/08/2021	0.00022443 ETH	\$0.79	\$0.80	None	-\$0.01
05/03/2021	0.00261639 ETH	\$9.21	\$8.78	None	\$0.43

Date Sold	Event	Amount	Proceeds	Cost Basis	Long Term	Short Term	Total Gains/Losses
10/17/2021	 Converted from ETH	0.00394049	\$15.00	\$13.22	None	\$1.78	<b>\$1.78</b>
Date Acquired (Tax Lots)							
	05/03/2021	0.00394049 ETH	\$15.00	\$13.22	None	\$1.78	
Date Sold	Event	Amount	Proceeds	Cost Basis	Long Term	Short Term	Total Gains/Losses
10/21/2021	 Sold ETH	0.48007036	\$1,970.20	\$1,606.39	None	\$363.81	<b>\$363.81</b>
Date Acquired (Tax Lots)							
	05/03/2021	0.41728345 ETH	\$1,712.52	\$1,399.76	None	\$312.77	
	05/03/2021	0.06278691 ETH	\$257.68	\$206.64	None	\$51.04	
Date Sold	Event	Amount	Proceeds	Cost Basis	Long Term	Short Term	Total Gains/Losses
10/21/2021	 Converted from ETH	0.0237974	\$100.06	\$78.32	None	\$21.74	<b>\$21.74</b>
Date Acquired (Tax Lots)							
	05/03/2021	0.0237974 ETH	\$100.06	\$78.32	None	\$21.74	

Date Sold	Event	Amount	Proceeds	Cost Basis	Long Term	Short Term	Total Gains/losses
10/21/2021	 Converted from ADA	2.23319	\$5.00	\$5.05	None	-\$0.05	<b>-\$0.05</b>


## Date Acquired (Tax Lots)

10/08/2021	2.23319 ADA	\$5.00	\$5.05	None	-\$0.05
------------	-------------	--------	--------	------	---------

Date Sold	Event	Amount	Proceeds	Cost Basis	Long Term	Short Term	Total Gains/losses
10/21/2021	 Converted from ETH	0.00121062	\$5.00	\$3.98	None	\$1.02	<b>\$1.02</b>


## Date Acquired (Tax Lots)

05/03/2021	0.00121062 ETH	\$5.00	\$3.98	None	\$1.02
------------	----------------	--------	--------	------	--------


Date Sold	Event	Amount	Proceeds	Cost Basis	Long Term	Short Term	Total Gains/losses
10/21/2021	 Converted from ETH	0.00242887	\$10.00	\$7.99	None	\$2.01	<b>\$2.01</b>

## Date Acquired (Tax Lots)

05/03/2021	0.00242887 ETH	\$10.00	\$7.99	None	\$2.01
------------	----------------	---------	--------	------	--------


Date Sold	Event	Amount	Proceeds	Cost Basis	Long Term	Short Term	Total Gains/Losses
10/25/2021	 Converted from SHIB	7572889.05717531	\$300.00	\$229.00	None	\$71.00	<b>\$71.00</b>
Date Acquired (Tax Lots)							
10/11/2021	470418.10294587 SHIB		\$18.64	\$14.69	None	\$3.95	
10/08/2021	2575176.07255521 SHIB		\$102.02	\$73.02	None	\$29.00	
10/24/2021	264447.34720024 SHIB		\$10.48	\$9.81	None	\$0.67	
10/21/2021	170516.04492214 SHIB		\$6.75	\$4.90	None	\$1.86	
10/22/2021	351456.6570525 SHIB		\$13.92	\$9.80	None	\$4.13	
10/11/2021	494239.69519347 SHIB		\$19.58	\$14.69	None	\$4.89	
10/24/2021	272716.71671984 SHIB		\$10.80	\$9.80	None	\$1.00	
10/23/2021	145493.37940507 SHIB		\$5.76	\$4.89	None	\$0.87	
10/23/2021	296182.3956703 SHIB		\$11.73	\$9.81	None	\$1.92	
10/12/2021	167412.3064487 SHIB		\$6.63	\$4.91	None	\$1.72	
10/11/2021	158490.33012137 SHIB		\$6.28	\$4.93	None	\$1.35	
10/21/2021	144732.31509042 SHIB		\$5.73	\$4.03	None	\$1.71	
10/24/2021	121595.44329295 SHIB		\$4.82	\$4.87	None	-\$0.05	
10/13/2021	339986.11709655 SHIB		\$13.47	\$9.86	None	\$3.61	
10/12/2021	649450.41021791 SHIB		\$25.73	\$19.54	None	\$6.19	
10/24/2021	262900.02407206 SHIB		\$10.41	\$9.85	None	\$0.57	
10/23/2021	346703.71472599 SHIB		\$13.73	\$9.82	None	\$3.92	
10/23/2021	340971.98444472 SHIB		\$13.51	\$9.80	None	\$3.70	

Date Sold	Event	Amount	Proceeds	Cost Basis	Long Term	Short Term	Total Gains/Losses
10/25/2021	 Converted from ATOM	2.837322	\$100.00	\$103.67	None	-\$3.67	<b>-\$3.67</b>
Date Acquired (Tax Lots)							
10/21/2021		2.67294 ATOM	\$94.21	\$97.91	None	-\$3.70	
10/25/2021		0.164382 ATOM	\$5.79	\$5.76	None	\$0.03	
Date Sold	Event	Amount	Proceeds	Cost Basis	Long Term	Short Term	Total Gains/Losses
10/26/2021	 Converted from ATOM	1.369882	\$50.00	\$48.01	None	\$1.99	<b>\$1.99</b>
Date Acquired (Tax Lots)							
10/25/2021		1.369882 ATOM	\$50.00	\$48.01	None	\$1.99	
Date Sold	Event	Amount	Proceeds	Cost Basis	Long Term	Short Term	Total Gains/Losses
10/26/2021	 Converted from XLM	236.6512274	\$90.00	\$105.70	None	-\$15.70	<b>-\$15.70</b>
Date Acquired (Tax Lots)							
02/08/2021		4.3147783 XLM	\$1.64	\$1.71	None	-\$0.07	
02/11/2021		107.1668961 XLM	\$40.76	\$50.00	None	-\$9.24	
02/08/2021		5.0154476 XLM	\$1.91	\$1.99	None	-\$0.09	
02/10/2021		115.1386578 XLM	\$43.79	\$50.00	None	-\$6.21	
02/08/2021		5.0154476 XLM	\$1.91	\$1.99	None	-\$0.09	

Date Sold	Event	Amount	Proceeds	Cost Basis	Long Term	Short Term	Total Gains/Losses
10/26/2021	 Converted from ATOM	0.251405	\$10.00	\$10.15	None	-\$0.15	<b>-\$0.15</b>


## Date Acquired (Tax Lots)

10/26/2021	0.251405 ATOM	\$10.00	\$10.15	None	-\$0.15
------------	---------------	---------	---------	------	---------

Date Sold	Event	Amount	Proceeds	Cost Basis	Long Term	Short Term	Total Gains/Losses
10/26/2021	 Converted from ATOM	0.244606	\$10.00	\$9.88	None	\$0.12	<b>\$0.12</b>


## Date Acquired (Tax Lots)

10/26/2021	0.244606 ATOM	\$10.00	\$9.88	None	\$0.12
------------	---------------	---------	--------	------	--------

Date Sold	Event	Amount	Proceeds	Cost Basis	Long Term	Short Term	Total Gains/Losses
10/26/2021	 Converted from ETC	0.27358783	\$15.00	\$36.74	None	-\$21.74	<b>-\$21.74</b>




## Date Acquired (Tax Lots)

05/08/2021	0.27358783 ETC	\$15.00	\$36.74	None	-\$21.74
------------	----------------	---------	---------	------	----------


Date Sold	Event	Amount	Proceeds	Cost Basis	Long Term	Short Term	Total Gains/Losses
10/26/2021	 Converted from ETC	0.27357536	\$15.00	\$36.74	None	-\$21.74	<b>-\$21.74</b>

## Date Acquired (Tax Lots)

05/08/2021	0.27357536 ETC	\$15.00	\$36.74	None	-\$21.74
------------	----------------	---------	---------	------	----------


Date Sold	Event	Amount	Proceeds	Cost Basis	Long Term	Short Term	Total Gains/Losses
10/26/2021	 Converted from BCH	0.01602603	\$10.00	\$9.49	None	\$0.51	<b>\$0.51</b>
Date Acquired (Tax Lots)							
	01/10/2021	0.01602603 BCH	\$10.00	\$9.49	None	\$0.51	
Date Sold	Event	Amount	Proceeds	Cost Basis	Long Term	Short Term	Total Gains/Losses
10/26/2021	 Converted from ETC	0.09224582	\$5.00	\$12.39	None	-\$7.39	<b>-\$7.39</b>
Date Acquired (Tax Lots)							
	05/08/2021	0.09224582 ETC	\$5.00	\$12.39	None	-\$7.39	
Date Sold	Event	Amount	Proceeds	Cost Basis	Long Term	Short Term	Total Gains/Losses
10/27/2021	 Converted from ETC	0.50349425	\$25.00	\$66.95	None	-\$41.95	<b>-\$41.95</b>
Date Acquired (Tax Lots)							
	05/08/2021	0.47682812 ETC	\$23.68	\$64.04	None	-\$40.36	
	05/06/2021	0.02666613 ETC	\$1.32	\$2.91	None	-\$1.58	



Date Sold	Event	Amount	Proceeds	Cost Basis	Long Term	Short Term	Total Gains/Losses
10/27/2021	 Converted from ETC	1.01090769	\$50.00	\$106.75	None	-\$56.75	<b>-\$56.75</b>


## Date Acquired (Tax Lots)

05/06/2021	0.89116482 ETC	\$44.08	\$97.09	None	-\$53.02
05/25/2021	0.11974287 ETC	\$5.92	\$9.66	None	-\$3.74

Date Sold	Event	Amount	Proceeds	Cost Basis	Long Term	Short Term	Total Gains/Losses
10/27/2021	 Converted from ALGO	5.476001	\$10.00	\$8.47	None	\$1.53	<b>\$1.53</b>


## Date Acquired (Tax Lots)

10/27/2021	0.011583 ALGO	\$0.02	\$0.02	None	-\$0.00
10/26/2021	0.011582 ALGO	\$0.02	\$0.02	None	-\$0.00
10/21/2021	0.011575 ALGO	\$0.02	\$0.02	None	\$0.00
10/17/2021	0.011571 ALGO	\$0.02	\$0.02	None	-\$0.00
10/18/2021	0.011572 ALGO	\$0.02	\$0.02	None	\$0.00
10/25/2021	0.011581 ALGO	\$0.02	\$0.02	None	-\$0.00
10/13/2021	0.011865 ALGO	\$0.02	\$0.02	None	\$0.00
10/20/2021	0.011574 ALGO	\$0.02	\$0.02	None	\$0.00
10/19/2021	0.011573 ALGO	\$0.02	\$0.02	None	\$0.00
10/15/2021	0.011568 ALGO	\$0.02	\$0.02	None	\$0.00
10/16/2021	0.011569 ALGO	\$0.02	\$0.02	None	-\$0.00
10/14/2021	0.011567 ALGO	\$0.02	\$0.02	None	-\$0.00
10/24/2021	0.011579 ALGO	\$0.02	\$0.02	None	-\$0.00
10/23/2021	0.011578 ALGO	\$0.02	\$0.02	None	-\$0.00
10/22/2021	0.011577 ALGO	\$0.02	\$0.02	None	-\$0.00
05/06/2021	5.302087 ALGO	\$9.68	\$8.15	None	\$1.53

Date Sold	Event	Amount	Proceeds	Cost Basis	Long Term	Short Term	Total Gains/Losses
10/27/2021	 Converted from CVC	23.62722849	\$10.00	\$6.45	None	\$3.55	<b>\$3.55</b>


## Date Acquired (Tax Lots)

02/10/2021	23.62722849 CVC	\$10.00	\$6.45	None	\$3.55
------------	-----------------	---------	--------	------	--------

Date Sold	Event	Amount	Proceeds	Cost Basis	Long Term	Short Term	Total Gains/Losses
10/27/2021	 Converted from ATOM	1.338849	\$50.00	\$54.05	None	-\$4.05	<b>-\$4.05</b>


## Date Acquired (Tax Lots)

10/26/2021	1.338849 ATOM	\$50.00	\$54.05	None	-\$4.05
------------	---------------	---------	---------	------	---------

Date Sold	Event	Amount	Proceeds	Cost Basis	Long Term	Short Term	Total Gains/Losses
10/27/2021	 Converted from ETC	0.29968533	\$15.00	\$24.18	None	-\$9.18	<b>-\$9.18</b>


## Date Acquired (Tax Lots)

05/25/2021	0.29968533 ETC	\$15.00	\$24.18	None	-\$9.18
------------	----------------	---------	---------	------	---------

Date Sold	Event	Amount	Proceeds	Cost Basis	Long Term	Short Term	Total Gains/Losses
10/27/2021	 Converted from ATOM	1.344737	\$50.00	\$53.26	None	-\$3.26	<b>-\$3.26</b>


## Date Acquired (Tax Lots)

10/26/2021	0.583749 ATOM	\$21.70	\$23.57	None	-\$1.86
10/26/2021	0.760988 ATOM	\$28.30	\$29.69	None	-\$1.40

Date Sold	Event	Amount	Proceeds	Cost Basis	Long Term	Short Term	Total Gains/Losses
10/28/2021	 Converted from BCH	0.0349162	\$20.00	\$20.67	None	-\$0.67	<b>-\$0.67</b>


## Date Acquired (Tax Lots)

01/10/2021	0.0349162 BCH	\$20.00	\$20.67	None	-\$0.67
------------	---------------	---------	---------	------	---------

Date Sold	Event	Amount	Proceeds	Cost Basis	Long Term	Short Term	Total Gains/Losses
10/28/2021	 Converted from ATOM	1.008929	\$40.00	\$39.37	None	\$0.63	<b>\$0.63</b>


## Date Acquired (Tax Lots)

10/26/2021	1.008929 ATOM	\$40.00	\$39.37	None	\$0.63
------------	---------------	---------	---------	------	--------

Date Sold	Event	Amount	Proceeds	Cost Basis	Long Term	Short Term	Total Gains/Losses
10/28/2021	 Converted from ATOM	1.021333	\$39.92	\$37.74	None	\$2.18	<b>\$2.18</b>


Date Acquired (Tax Lots)

10/25/2021	0.531414 ATOM	\$20.77	\$18.63	None	\$2.15
10/26/2021	0.489919 ATOM	\$19.15	\$19.12	None	\$0.03

Date Sold	Event	Amount	Proceeds	Cost Basis	Long Term	Short Term	Total Gains/Losses
10/28/2021	 Converted from ATOM	0.51313	\$20.00	\$17.99	None	\$2.01	<b>\$2.01</b>


Date Acquired (Tax Lots)

10/25/2021	0.51313 ATOM	\$20.00	\$17.99	None	\$2.01
------------	--------------	---------	---------	------	--------

Date Sold	Event	Amount	Proceeds	Cost Basis	Long Term	Short Term	Total Gains/Losses
10/28/2021	 Converted from ATOM	1.026958	\$40.00	\$35.99	None	\$4.01	<b>\$4.01</b>


Date Acquired (Tax Lots)

10/25/2021	1.026958 ATOM	\$40.00	\$35.99	None	\$4.01
------------	---------------	---------	---------	------	--------

Date Sold	Event	Amount	Proceeds	Cost Basis	Long Term	Short Term	Total Gains/losses
10/28/2021	 Converted from ATOM	1.180684	\$45.00	\$41.38	None	\$3.62	<b>\$3.62</b>


## Date Acquired (Tax Lots)

10/25/2021	1.180684 ATOM	\$45.00	\$41.38	None	\$3.62
------------	---------------	---------	---------	------	--------

Date Sold	Event	Amount	Proceeds	Cost Basis	Long Term	Short Term	Total Gains/losses
10/29/2021	 Converted from ATOM	0.513954	\$20.00	\$18.01	None	\$1.99	<b>\$1.99</b>


## Date Acquired (Tax Lots)

10/25/2021	0.513954 ATOM	\$20.00	\$18.01	None	\$1.99
------------	---------------	---------	---------	------	--------

Date Sold	Event	Amount	Proceeds	Cost Basis	Long Term	Short Term	Total Gains/losses
10/29/2021	 Converted from ATOM	0.518578	\$20.00	\$18.18	None	\$1.82	<b>\$1.82</b>


## Date Acquired (Tax Lots)

10/25/2021	0.518578 ATOM	\$20.00	\$18.18	None	\$1.82
------------	---------------	---------	---------	------	--------

Date Sold	Event	Amount	Proceeds	Cost Basis	Long Term	Short Term	Total Gains/Losses
10/29/2021	 Converted from BCH	0.11758387	\$69.78	\$60.48	None	\$9.30	<b>\$9.30</b>


## Date Acquired (Tax Lots)

01/10/2021	0.01770066 BCH	\$10.50	\$10.48	None	\$0.03
01/11/2021	0.09988321 BCH	\$59.27	\$50.00	None	\$9.27

Date Sold	Event	Amount	Proceeds	Cost Basis	Long Term	Short Term	Total Gains/Losses
10/29/2021	 Converted from FORTH	0.99489476	\$15.11	\$53.00	None	-\$37.89	<b>-\$37.89</b>


## Date Acquired (Tax Lots)

05/02/2021	0.02409929 FORTH	\$0.37	\$1.00	None	-\$0.63
05/02/2021	0.02409929 FORTH	\$0.37	\$1.00	None	-\$0.63
05/02/2021	0.02409929 FORTH	\$0.37	\$1.00	None	-\$0.64
04/22/2021	0.92259689 FORTH	\$14.02	\$50.00	None	-\$35.98

Date Sold	Event	Amount	Proceeds	Cost Basis	Long Term	Short Term	Total Gains/Losses
10/30/2021	 Converted from ATOM	0.391446	\$15.00	\$13.72	None	\$1.28	<b>\$1.28</b>


## Date Acquired (Tax Lots)

10/25/2021	0.391446 ATOM	\$15.00	\$13.72	None	\$1.28
------------	---------------	---------	---------	------	--------

Date Sold	Event	Amount	Proceeds	Cost Basis	Long Term	Short Term	Total Gains/Losses
11/02/2021	 Converted from SHIB	7315288.95391368	\$500.00	\$570.90	None	-\$70.90	<b>-\$70.90</b>


## Date Acquired (Tax Lots)

10/27/2021	609845.08402405 SHIB	\$41.68	\$49.56	None	-\$7.88
10/27/2021	127027.44443955 SHIB	\$8.68	\$9.73	None	-\$1.04
10/27/2021	606068.63935288 SHIB	\$41.42	\$48.80	None	-\$7.38
10/27/2021	1173001.925364 SHIB	\$80.17	\$94.32	None	-\$14.15
10/27/2021	3680624.93026646 SHIB	\$251.57	\$280.46	None	-\$28.89
10/27/2021	616373.4968302 SHIB	\$42.13	\$48.59	None	-\$6.47
10/28/2021	502347.43363654 SHIB	\$34.34	\$39.43	None	-\$5.10

Date Sold	Event	Amount	Proceeds	Cost Basis	Long Term	Short Term	Total Gains/Losses
11/02/2021	 Converted from SHIB	1465201.46520146	\$100.00	\$109.41	None	-\$9.41	<b>-\$9.41</b>


## Date Acquired (Tax Lots)

10/27/2021	653807.206089 SHIB	\$44.62	\$48.41	None	-\$3.79
10/27/2021	130857.74208775 SHIB	\$8.93	\$9.73	None	-\$0.80
10/27/2021	159133.30326387 SHIB	\$10.86	\$12.13	None	-\$1.27
10/27/2021	196007.29988036 SHIB	\$13.38	\$14.67	None	-\$1.29
10/27/2021	259949.63972392 SHIB	\$17.74	\$19.57	None	-\$1.82
10/27/2021	640.98572545 SHIB	\$0.04	\$0.05	None	-\$0.00
10/27/2021	64805.28843111 SHIB	\$4.42	\$4.86	None	-\$0.44

Date Sold	Event	Amount	Proceeds	Cost Basis	Long Term	Short Term	Total Gains/Losses
11/02/2021	 Converted from SHIB	4447739.0659748	\$300.00	\$323.06	None	-\$23.06	<b>-\$23.06</b>


## Date Acquired (Tax Lots)

10/27/2021	4447739.0659748 SHIB	\$300.00	\$323.06	None	-\$23.06
------------	----------------------	----------	----------	------	----------

Date Sold	Event	Amount	Proceeds	Cost Basis	Long Term	Short Term	Total Gains/Losses
11/02/2021	 Converted from SHIB	1779095.62638992	\$120.00	\$129.22	None	-\$9.22	<b>-\$9.22</b>

## Date Acquired (Tax Lots)

10/27/2021	1779095.62638992 SHIB	\$120.00	\$129.22	None	-\$9.22
------------	-----------------------	----------	----------	------	---------


Date Sold	Event	Amount	Proceeds	Cost Basis	Long Term	Short Term	Total Gains/Losses
11/04/2021	 Converted from SHIB	29075804.77673936	\$1,400.00	\$1,050.11	None	\$349.89	<b>\$349.89</b>

## Date Acquired (Tax Lots)

10/29/2021	316930.6801926 SHIB	\$15.26	\$19.48	None	-\$4.22
10/28/2021	551862.72170137 SHIB	\$26.57	\$39.39	None	-\$12.82
10/28/2021	675004.68191589 SHIB	\$32.50	\$43.17	None	-\$10.67
10/21/2021	176869.93796405 SHIB	\$8.52	\$4.89	None	\$3.63
10/26/2021	210328.5885487 SHIB	\$10.13	\$9.85	None	\$0.27
10/21/2021	208011.57238144 SHIB	\$10.02	\$5.79	None	\$4.23
10/31/2021	298815.2082885 SHIB	\$14.39	\$19.50	None	-\$5.11
10/26/2021	206809.96322497 SHIB	\$9.96	\$9.82	None	\$0.14
10/31/2021	301954.16759117 SHIB	\$14.54	\$19.61	None	-\$5.07




10/26/2021	297980.66590678 SHIB	\$14.35	\$14.70	None	-\$0.36
10/21/2021	356731.70192801 SHIB	\$17.18	\$9.81	None	\$7.37
10/29/2021	298244.32978724 SHIB	\$14.36	\$19.67	None	-\$5.31
10/26/2021	207035.29113735 SHIB	\$9.97	\$9.79	None	\$0.18
10/28/2021	273642.3568841 SHIB	\$13.18	\$19.73	None	-\$6.55
10/27/2021	578793.67180437 SHIB	\$27.87	\$36.91	None	-\$9.04
10/27/2021	315323.97750312 SHIB	\$15.18	\$22.90	None	-\$7.72
10/31/2021	292043.27430556 SHIB	\$14.06	\$19.67	None	-\$5.61
10/09/2021	549530.21416333 SHIB	\$26.46	\$14.71	None	\$11.75
10/27/2021	263219.94316569 SHIB	\$12.67	\$18.83	None	-\$6.15
11/04/2021	3538171.6659588 SHIB	\$170.36	\$196.55	None	-\$26.18
10/27/2021	172029.6801636 SHIB	\$8.28	\$9.84	None	-\$1.55
10/17/2021	577619.76030664 SHIB	\$27.81	\$14.67	None	\$13.14
10/03/2021	148836.42499038 SHIB	\$7.17	\$1.30	None	\$5.87
10/26/2021	299079.69177443 SHIB	\$14.40	\$14.76	None	-\$0.36
10/28/2021	597226.50697424 SHIB	\$28.76	\$39.41	None	-\$10.65
10/27/2021	794557.85335603 SHIB	\$38.26	\$49.20	None	-\$10.95
10/26/2021	207170.42127424 SHIB	\$9.98	\$9.73	None	\$0.25
10/25/2021	2360514.76965154 SHIB	\$113.66	\$98.04	None	\$15.61
10/27/2021	427503.42493005 SHIB	\$20.58	\$24.55	None	-\$3.96
09/21/2021	4087699.93595033 SHIB	\$196.82	\$29.52	None	\$167.30
10/26/2021	103326.69787468 SHIB	\$4.98	\$4.89	None	\$0.09
09/23/2021	6773079.04919845 SHIB	\$326.12	\$51.00	None	\$275.12
10/31/2021	150535.23041475 SHIB	\$7.25	\$9.79	None	-\$2.54
10/27/2021	802326.05317222 SHIB	\$38.63	\$55.28	None	-\$16.64
10/28/2021	277295.04575164 SHIB	\$13.35	\$19.96	None	-\$6.61
10/27/2021	133271.4060834 SHIB	\$6.42	\$9.67	None	-\$3.26
10/26/2021	1173764.05586892 SHIB	\$56.52	\$48.88	None	\$7.64
10/27/2021	72664.15465078 SHIB	\$3.50	\$4.87	None	-\$1.37

Date Sold	Event	Amount	Proceeds	Cost Basis	Long Term	Short Term	Total Gains/Losses
11/04/2021	 Converted from SHIB	2814498.93390192	\$132.00	\$20.33	None	\$111.67	<b>\$111.67</b>


## Date Acquired (Tax Lots)

09/21/2021	2814498.93390192 SHIB	\$132.00	\$20.33	None	\$111.67
------------	-----------------------	----------	---------	------	----------

Date Sold	Event	Amount	Proceeds	Cost Basis	Long Term	Short Term	Total Gains/Losses
11/08/2021	 Converted from COMP	0.01932369	\$6.90	\$8.95	None	-\$2.05	<b>-\$2.05</b>




## Date Acquired (Tax Lots)


02/08/2021	0.00644123 COMP	\$2.30	\$2.98	None	-\$0.68
02/08/2021	0.00644123 COMP	\$2.30	\$2.98	None	-\$0.68
02/08/2021	0.00644123 COMP	\$2.30	\$2.98	None	-\$0.68


Date Sold	Event	Amount	Proceeds	Cost Basis	Long Term	Short Term	Total Gains/Losses
11/09/2021	 Converted from ETC	0.85762558	\$50.00	\$68.57	None	-\$18.57	<b>-\$18.57</b>


## Date Acquired (Tax Lots)

05/24/2021	0.03742565 ETC	\$2.18	\$2.40	None	-\$0.22
05/25/2021	0.82019993 ETC	\$47.82	\$66.16	None	-\$18.35

Date Sold	Event	Amount	Proceeds	Cost Basis	Long Term	Short Term	Total Gains/Losses
11/14/2021	 Converted from ETC	5.35351012	\$300.00	\$331.18	None	-\$31.18	<b>-\$31.18</b>
Date Acquired (Tax Lots)							
	05/24/2021	3.07598779 ETC	\$172.37	\$197.60	None	-\$25.22	
	10/31/2021	2.27752233 ETC	\$127.63	\$133.58	None	-\$5.95	
Date Sold	Event	Amount	Proceeds	Cost Basis	Long Term	Short Term	Total Gains/Losses
11/14/2021	 Converted from ADA	19.502206	\$40.00	\$44.12	None	-\$4.12	<b>-\$4.12</b>
Date Acquired (Tax Lots)							
	10/08/2021	19.502206 ADA	\$40.00	\$44.12	None	-\$4.12	
Date Sold	Event	Amount	Proceeds	Cost Basis	Long Term	Short Term	Total Gains/Losses
11/16/2021	 Converted from SHIB	6030150.75376884	\$300.00	\$333.51	None	-\$33.51	<b>-\$33.51</b>
Date Acquired (Tax Lots)							
	11/09/2021	513304.97706705 SHIB	\$25.54	\$29.34	None	-\$3.80	
	11/14/2021	3943564.41368125 SHIB	\$196.19	\$215.91	None	-\$19.72	
	11/09/2021	856742.06750386 SHIB	\$42.62	\$48.96	None	-\$6.34	
	11/14/2021	716539.29551668 SHIB	\$35.65	\$39.30	None	-\$3.65	


Date Sold	Event	Amount	Proceeds	Cost Basis	Long Term	Short Term	Total Gains/Losses
11/25/2021	 Converted from ETC	9.95213025	\$500.00	\$562.76	None	-\$62.76	<b>-\$62.76</b>
Date Acquired (Tax Lots)							
10/31/2021		0.22918729 ETC	\$11.51	\$13.44	None	-\$1.93	
11/08/2021		0.1218936 ETC	\$6.12	\$6.76	None	-\$0.64	
10/31/2021		2.54720954 ETC	\$127.97	\$147.01	None	-\$19.04	
11/04/2021		3.22136463 ETC	\$161.84	\$177.77	None	-\$15.92	
10/29/2021		2.15895009 ETC	\$108.47	\$120.00	None	-\$11.53	
10/31/2021		1.6735251 ETC	\$84.08	\$97.78	None	-\$13.70	

Date Sold	Event	Amount	Proceeds	Cost Basis	Long Term	Short Term	Total Gains/Losses
11/28/2021	 Converted from ETC	43.38488904	\$1,996.12	\$2,377.00	None	-\$380.89	<b>-\$380.89</b>
Date Acquired (Tax Lots)							
11/02/2021		5.35990409 ETC	\$246.61	\$293.71	None	-\$47.10	
11/04/2021		13.4562249 ETC	\$619.11	\$732.33	None	-\$113.22	
11/02/2021		8.91122067 ETC	\$410.00	\$490.47	None	-\$80.47	
11/02/2021		5.3783287 ETC	\$247.45	\$293.92	None	-\$46.47	
11/04/2021		1.39717855 ETC	\$64.28	\$77.10	None	-\$12.82	
11/02/2021		8.88203213 ETC	\$408.66	\$489.46	None	-\$80.80	

Date Sold	Event	Amount	Proceeds	Cost Basis	Long Term	Short Term	Total Gains/Losses
11/30/2021	 Converted from ATOM	1.79882	\$50.00	\$46.46	None	\$3.54	<b>\$3.54</b>


## Date Acquired (Tax Lots)

11/26/2021	0.000303 ATOM	\$0.01	\$0.01	None	\$0.00
11/28/2021	1.786691 ATOM	\$49.66	\$46.08	None	\$3.58
11/12/2021	0.011068 ATOM	\$0.31	\$0.35	None	-\$0.04
11/20/2021	0.000758 ATOM	\$0.02	\$0.02	None	-\$0.00

Date Sold	Event	Amount	Proceeds	Cost Basis	Long Term	Short Term	Total Gains/Losses
11/30/2021	 Converted from ATOM	1.735569	\$50.00	\$44.76	None	\$5.24	<b>\$5.24</b>


## Date Acquired (Tax Lots)

11/28/2021	1.735569 ATOM	\$50.00	\$44.76	None	\$5.24
------------	---------------	---------	---------	------	--------

Date Sold	Event	Amount	Proceeds	Cost Basis	Long Term	Short Term	Total Gains/Losses
11/30/2021	 Converted from ATOM	1.784503	\$50.00	\$46.03	None	\$3.97	<b>\$3.97</b>


## Date Acquired (Tax Lots)

11/28/2021	1.784503 ATOM	\$50.00	\$46.03	None	\$3.97
------------	---------------	---------	---------	------	--------

Date Sold	Event	Amount	Proceeds	Cost Basis	Long Term	Short Term	Total Gains/Losses
12/14/2021	 Converted from ETC	2.84212022	\$100.00	\$154.68	None	-\$54.68	<b>-\$54.68</b>

## Date Acquired (Tax Lots)

11/04/2021	2.84212022 ETC	\$100.00	\$154.68	None	-\$54.68
------------	----------------	----------	----------	------	----------

Date Sold	Event	Amount	Proceeds	Cost Basis	Long Term	Short Term	Total Gains/Losses
12/21/2021	 Converted from DOGE	509.63748895	\$86.46	\$97.26	None	-\$10.80	<b>-\$10.80</b>

## Date Acquired (Tax Lots)


12/14/2021	509.63748895 DOGE	\$86.46	\$97.26	None	-\$10.80
------------	-------------------	---------	---------	------	----------

## Section 2

## Data source: Not available


These are taxable transactions incurring realized gains or losses where the cost basis is unavailable.

ⓘ For these transactions Coinbase does not have a cost basis on record. We estimate your gains/losses for these transactions by assuming \$0 cost basis and treating your date received as date acquired.

Date Sold	Event	Amount	Proceeds	Cost Basis	Long Term	Short Term	Total Gains/Losses
04/11/2021	 Sold LTC	3	\$744.26	\$759.51	None	-\$15.25	-\$15.25



## Date Acquired (Tax Lots)

ⓘ 04/11/2021	3 LTC	\$744.26	\$759.51	None	-\$15.25
--------------	-------	----------	----------	------	----------


Date Sold	Event	Amount	Proceeds	Cost Basis	Long Term	Short Term	Total Gains/Losses
05/03/2021	 Converted from BTC	0.007479	\$432.45	\$405.26	None	\$27.19	\$27.19

## Date Acquired (Tax Lots)


ⓘ 04/29/2021	0.007479 BTC	\$432.45	\$405.26	None	\$27.19
--------------	--------------	----------	----------	------	---------


Date Sold	Event	Amount	Proceeds	Cost Basis	Long Term	Short Term	Total Gains/Losses
05/03/2021	 Converted from ATOM	21.420615	\$501.00	\$301.41	None	\$199.59	\$199.59
Date Acquired (Tax Lots)							
	03/06/2021	0.006437 ATOM	\$0.15	\$0.12	None	\$0.03	
	04/09/2021	0.021496 ATOM	\$0.50	\$0.46	None	\$0.04	
	04/23/2021	2.533875 ATOM	\$59.26	\$50.00	None	\$9.26	
	02/09/2021	0.213215 ATOM	\$4.99	\$4.00	None	\$0.99	
	02/10/2021	1.212263 ATOM	\$28.35	\$20.00	None	\$8.35	
	02/12/2021	0.029101 ATOM	\$0.68	\$0.61	None	\$0.07	
	04/02/2021	0.054476 ATOM	\$1.27	\$1.06	None	\$0.21	
	04/23/2021	0.042663 ATOM	\$1.00	\$0.77	None	\$0.22	
	02/06/2021	2.369348 ATOM	\$55.42	\$30.00	None	\$25.42	
	04/30/2021	0.054362 ATOM	\$1.27	\$1.24	None	\$0.03	
	02/06/2021	0.930436 ATOM	\$21.76	\$13.00	None	\$8.76	
	 01/31/2021	1.83375 ATOM	\$42.89	\$15.19	None	\$27.70	
	03/12/2021	0.005642 ATOM	\$0.13	\$0.10	None	\$0.03	
	04/16/2021	0.06926 ATOM	\$1.62	\$1.82	None	-\$0.20	
	03/26/2021	0.016189 ATOM	\$0.38	\$0.30	None	\$0.08	
	02/06/2021	2.124935 ATOM	\$49.70	\$30.00	None	\$19.70	
	03/05/2021	0.116528 ATOM	\$2.73	\$2.18	None	\$0.55	
	02/05/2021	4.650618 ATOM	\$108.77	\$50.00	None	\$58.77	
	03/06/2021	0.021135 ATOM	\$0.49	\$0.39	None	\$0.10	
	02/05/2021	2.324298 ATOM	\$54.36	\$30.00	None	\$24.36	
	02/11/2021	2.775133 ATOM	\$64.91	\$50.00	None	\$14.91	
	02/05/2021	0.015455 ATOM	\$0.36	\$0.16	None	\$0.20	




Date Sold	Event	Amount	Proceeds	Cost Basis	Long Term	Short Term	Total Gains/Losses
10/03/2021	 Converted from ZRX	4.88924396	\$5.00	\$4.39	None	\$0.61	\$0.61


## Date Acquired (Tax Lots)

 08/06/2021	4.88924396 ZRX	\$5.00	\$4.39	None	\$0.61
--	----------------	--------	--------	------	--------


Date Sold	Event	Amount	Proceeds	Cost Basis	Long Term	Short Term	Total Gains/Losses
10/04/2021	 Converted from ATOM	0.237301	\$9.00	\$6.42	None	\$2.58	\$2.58


## Date Acquired (Tax Lots)

09/24/2021	0.004529 ATOM	\$0.17	\$0.18	None	-\$0.01
10/01/2021	0.019813 ATOM	\$0.75	\$0.74	None	\$0.01
09/17/2021	0.003122 ATOM	\$0.12	\$0.11	None	\$0.01
05/07/2021	0.054569 ATOM	\$2.07	\$1.46	None	\$0.61
05/14/2021	0.013689 ATOM	\$0.52	\$0.33	None	\$0.19
09/09/2021	0.072269 ATOM	\$2.74	\$1.65	None	\$1.09
09/30/2021	0.030308 ATOM	\$1.15	\$1.09	None	\$0.06
 05/17/2021	0.039002 ATOM	\$1.48	\$0.85	None	\$0.63


Date Sold	Event	Amount	Proceeds	Cost Basis	Long Term	Short Term	Total Gains/Losses
10/05/2021	 Converted from ATOM	0.271514	\$10.05	\$5.95	None	\$4.10	\$4.10


## Date Acquired (Tax Lots)

 05/17/2021	0.271514 ATOM	\$10.05	\$5.95	None	\$4.10
--	---------------	---------	--------	------	--------


Date Sold	Event	Amount	Proceeds	Cost Basis	Long Term	Short Term	Total Gains/Losses
10/05/2021	 Converted from ATOM	0.14008	\$5.00	\$3.07	None	\$1.93	\$1.93


## Date Acquired (Tax Lots)

 05/17/2021	0.14008 ATOM	\$5.00	\$3.07	None	\$1.93
--	--------------	--------	--------	------	--------


Date Sold	Event	Amount	Proceeds	Cost Basis	Long Term	Short Term	Total Gains/Losses
10/05/2021	 Converted from GRT	13.28197636	\$10.00	\$9.92	None	\$0.08	\$0.08


## Date Acquired (Tax Lots)

02/05/2021	1.04307917 GRT	\$0.79	\$1.00	None	-\$0.22
 08/05/2021	8.73243979 GRT	\$6.57	\$5.91	None	\$0.66
02/05/2021	1.04231812 GRT	\$0.78	\$1.00	None	-\$0.22
08/01/2021	1.42106011 GRT	\$1.07	\$1.00	None	\$0.07
02/05/2021	1.04307917 GRT	\$0.79	\$1.00	None	-\$0.22


Date Sold	Event	Amount	Proceeds	Cost Basis	Long Term	Short Term	Total Gains/Losses
10/06/2021	 Converted from ATOM	0.286763	\$10.00	\$6.28	None	\$3.72	\$3.72


## Date Acquired (Tax Lots)

 05/17/2021	0.286763 ATOM	\$10.00	\$6.28	None	\$3.72
--	---------------	---------	--------	------	--------


Date Sold	Event	Amount	Proceeds	Cost Basis	Long Term	Short Term	Total Gains/Losses
10/06/2021	 Converted from ATOM	0.430657	\$15.00	\$9.43	None	\$5.57	\$5.57


## Date Acquired (Tax Lots)

 05/17/2021	0.430657 ATOM	\$15.00	\$9.43	None	\$5.57
--	---------------	---------	--------	------	--------


Date Sold	Event	Amount	Proceeds	Cost Basis	Long Term	Short Term	Total Gains/Losses
10/06/2021	 Converted from GRT	6.71546572	\$5.00	\$4.55	None	\$0.45	\$0.45


## Date Acquired (Tax Lots)

 08/05/2021	6.71546572 GRT	\$5.00	\$4.55	None	\$0.45
--	----------------	--------	--------	------	--------


Date Sold	Event	Amount	Proceeds	Cost Basis	Long Term	Short Term	Total Gains/Losses
10/06/2021	 Converted from ATOM	0.284917	\$10.00	\$6.24	None	\$3.76	\$3.76


## Date Acquired (Tax Lots)

 05/17/2021	0.284917 ATOM	\$10.00	\$6.24	None	\$3.76
--	---------------	---------	--------	------	--------



Date Sold	Event	Amount	Proceeds	Cost Basis	Long Term	Short Term	Total Gains/Losses
10/07/2021	 Converted from ZRX	9.91150513	\$10.00	\$8.90	None	\$1.10	\$1.10


## Date Acquired (Tax Lots)

 08/06/2021	9.91150513 ZRX	\$10.00	\$8.90	None	\$1.10
--	----------------	---------	--------	------	--------


Date Sold	Event	Amount	Proceeds	Cost Basis	Long Term	Short Term	Total Gains/Losses
10/21/2021	 Sold ETH	0.74039182	\$2,955.30	\$1,906.59	None	\$1,048.71	\$1,048.71


## Date Acquired (Tax Lots)

05/03/2021	0.05909937 ETH	\$235.90	\$194.50	None	\$41.39	
06/20/2021	0.09364945 ETH	\$373.81	\$200.00	None	\$173.81	
05/25/2021	0.03524311 ETH	\$140.67	\$100.00	None	\$40.67	
05/24/2021	0.07452083 ETH	\$297.45	\$200.00	None	\$97.45	
05/28/2021	0.07551838 ETH	\$301.43	\$200.00	None	\$101.43	
05/03/2021	0.12879594 ETH	\$514.09	\$423.65	None	\$90.45	
 06/10/2021	0.09034866 ETH	\$360.63	\$223.68	None	\$136.95	
 05/23/2021	0.03303438 ETH	\$131.86	\$64.76	None	\$67.10	
05/23/2021	0.1501817 ETH	\$599.46	\$300.00	None	\$299.46	


Date Sold	Event	Amount	Proceeds	Cost Basis	Long Term	Short Term	Total Gains/Losses
10/21/2021	 Converted from ETH	0.00246717	\$10.00	\$4.84	None	\$5.16	\$5.16


## Date Acquired (Tax Lots)

 05/23/2021	0.00246717 ETH	\$10.00	\$4.84	None	\$5.16	
--	----------------	---------	--------	------	--------	--


Date Sold	Event	Amount	Proceeds	Cost Basis	Long Term	Short Term	Total Gains/Losses
10/22/2021	 Converted from ETH	0.00253386	\$10.00	\$4.97	None	\$5.03	\$5.03


## Date Acquired (Tax Lots)

 05/23/2021	0.00253386 ETH	\$10.00	\$4.97	None	\$5.03	
--	----------------	---------	--------	------	--------	--


Date Sold	Event	Amount	Proceeds	Cost Basis	Long Term	Short Term	Total Gains/Losses
10/23/2021	 Converted from ETH	0.00250501	\$10.00	\$4.91	None	\$5.09	\$5.09


## Date Acquired (Tax Lots)

 05/23/2021	0.00250501 ETH	\$10.00	\$4.91	None	\$5.09
--	----------------	---------	--------	------	--------


Date Sold	Event	Amount	Proceeds	Cost Basis	Long Term	Short Term	Total Gains/Losses
10/23/2021	 Converted from ETH	0.00244184	\$10.00	\$4.79	None	\$5.21	\$5.21


## Date Acquired (Tax Lots)

 05/23/2021	0.00244184 ETH	\$10.00	\$4.79	None	\$5.21
--	----------------	---------	--------	------	--------


Date Sold	Event	Amount	Proceeds	Cost Basis	Long Term	Short Term	Total Gains/Losses
10/23/2021	 Converted from ETH	0.00121862	\$5.00	\$2.39	None	\$2.61	\$2.61


## Date Acquired (Tax Lots)

 05/23/2021	0.00121862 ETH	\$5.00	\$2.39	None	\$2.61
--	----------------	--------	--------	------	--------


Date Sold	Event	Amount	Proceeds	Cost Basis	Long Term	Short Term	Total Gains/Losses
10/23/2021	 Converted from ETH	0.00243816	\$10.00	\$4.78	None	\$5.22	\$5.22


## Date Acquired (Tax Lots)

 05/23/2021	0.00243816 ETH	\$10.00	\$4.78	None	\$5.22
--	----------------	---------	--------	------	--------


Date Sold	Event	Amount	Proceeds	Cost Basis	Long Term	Short Term	Total Gains/Losses
10/24/2021	 Converted from ETH	0.00242077	\$10.00	\$4.75	None	\$5.25	\$5.25


## Date Acquired (Tax Lots)

 05/23/2021	0.00242077 ETH	\$10.00	\$4.75	None	\$5.25
--	----------------	---------	--------	------	--------


Date Sold	Event	Amount	Proceeds	Cost Basis	Long Term	Short Term	Total Gains/Losses
10/24/2021	 Converted from ETH	0.00124195	\$5.00	\$2.43	None	\$2.57	\$2.57


## Date Acquired (Tax Lots)

 05/23/2021	0.00124195 ETH	\$5.00	\$2.43	None	\$2.57
--	----------------	--------	--------	------	--------


Date Sold	Event	Amount	Proceeds	Cost Basis	Long Term	Short Term	Total Gains/Losses
10/24/2021	 Converted from ETH	0.00249324	\$10.00	\$4.89	None	\$5.11	\$5.11


## Date Acquired (Tax Lots)

 05/23/2021	0.00249324 ETH	\$10.00	\$4.89	None	\$5.11
--	----------------	---------	--------	------	--------


Date Sold	Event	Amount	Proceeds	Cost Basis	Long Term	Short Term	Total Gains/Losses
10/24/2021	 Converted from ETH	0.00246002	\$10.00	\$4.82	None	\$5.18	\$5.18


## Date Acquired (Tax Lots)

 05/23/2021	0.00246002 ETH	\$10.00	\$4.82	None	\$5.18
--	----------------	---------	--------	------	--------


Date Sold	Event	Amount	Proceeds	Cost Basis	Long Term	Short Term	Total Gains/Losses
10/26/2021	 Converted from LTC	0.05153045	\$10.00	\$10.00	None	\$0.00	\$0.00


## Date Acquired (Tax Lots)

 05/26/2021	0.05153045 LTC	\$10.00	\$10.00	None	\$0.00
--	----------------	---------	---------	------	--------


Date Sold	Event	Amount	Proceeds	Cost Basis	Long Term	Short Term	Total Gains/Losses
10/26/2021	 Converted from ETH	0.02407518	\$100.00	\$47.20	None	\$52.80	\$52.80


## Date Acquired (Tax Lots)

 05/23/2021	0.02407518 ETH	\$100.00	\$47.20	None	\$52.80
--	----------------	----------	---------	------	---------


Date Sold	Event	Amount	Proceeds	Cost Basis	Long Term	Short Term	Total Gains/Losses
10/27/2021	 Converted from ETH	0.00249368	\$10.00	\$4.89	None	\$5.11	\$5.11


## Date Acquired (Tax Lots)

 05/23/2021	0.00249368 ETH	\$10.00	\$4.89	None	\$5.11
--	----------------	---------	--------	------	--------


Date Sold	Event	Amount	Proceeds	Cost Basis	Long Term	Short Term	Total Gains/Losses
10/27/2021	 Converted from ETH	0.00945422	\$38.00	\$18.53	None	\$19.47	\$19.47


## Date Acquired (Tax Lots)

 05/23/2021	0.00945422 ETH	\$38.00	\$18.53	None	\$19.47
--	----------------	---------	---------	------	---------


Date Sold	Event	Amount	Proceeds	Cost Basis	Long Term	Short Term	Total Gains/Losses
10/27/2021	 Converted from ZRX	5.14127187	\$5.00	\$4.62	None	\$0.38	\$0.38


## Date Acquired (Tax Lots)

 08/06/2021	5.14127187 ZRX	\$5.00	\$4.62	None	\$0.38
--	----------------	--------	--------	------	--------


Date Sold	Event	Amount	Proceeds	Cost Basis	Long Term	Short Term	Total Gains/Losses
10/27/2021	 Converted from ZRX	10.48488394	\$10.00	\$9.42	None	\$0.58	\$0.58


## Date Acquired (Tax Lots)

 08/06/2021	10.48488394 ZRX	\$10.00	\$9.42	None	\$0.58
--	-----------------	---------	--------	------	--------


Date Sold	Event	Amount	Proceeds	Cost Basis	Long Term	Short Term	Total Gains/Losses
10/27/2021	 Converted from ETH	0.01261643	\$50.00	\$24.73	None	\$25.27	\$25.27

## Date Acquired (Tax Lots)


 05/23/2021	0.01261643 ETH	\$50.00	\$24.73	None	\$25.27
--	----------------	---------	---------	------	---------

Date Sold	Event	Amount	Proceeds	Cost Basis	Long Term	Short Term	Total Gains/Losses
10/27/2021	 Converted from GRT	5.19939687	\$5.00	\$3.52	None	\$1.48	\$1.48


## Date Acquired (Tax Lots)


 08/05/2021	5.19939687 GRT	\$5.00	\$3.52	None	\$1.48
--	----------------	--------	--------	------	--------




Date Sold	Event	Amount	Proceeds	Cost Basis	Long Term	Short Term	Total Gains/Losses
10/27/2021	 Converted from OXT	50.06884466	\$20.00	\$15.81	None	\$4.19	\$4.19


## Date Acquired (Tax Lots)

 08/06/2021	50.06884466 OXT	\$20.00	\$15.81	None	\$4.19
--	-----------------	---------	---------	------	--------


Date Sold	Event	Amount	Proceeds	Cost Basis	Long Term	Short Term	Total Gains/Losses
10/27/2021	 Converted from ETH	0.02504376	\$100.00	\$49.09	None	\$50.91	\$50.91


## Date Acquired (Tax Lots)

 05/23/2021	0.02504376 ETH	\$100.00	\$49.09	None	\$50.91
--	----------------	----------	---------	------	---------


Date Sold	Event	Amount	Proceeds	Cost Basis	Long Term	Short Term	Total Gains/Losses
10/27/2021	 Converted from ETH	0.01495493	\$60.00	\$29.32	None	\$30.68	\$30.68


## Date Acquired (Tax Lots)

 05/23/2021	0.01495493 ETH	\$60.00	\$29.32	None	\$30.68
--	----------------	---------	---------	------	---------


Date Sold	Event	Amount	Proceeds	Cost Basis	Long Term	Short Term	Total Gains/Losses
10/27/2021	 Converted from LTC	0.10855111	\$20.00	\$21.06	None	-\$1.06	-\$1.06


## Date Acquired (Tax Lots)

 05/26/2021	0.10855111 LTC	\$20.00	\$21.06	None	-\$1.06
--	----------------	---------	---------	------	---------


Date Sold	Event	Amount	Proceeds	Cost Basis	Long Term	Short Term	Total Gains/Losses
10/27/2021	 Converted from ETH	0.12498063	\$500.00	\$245.01	None	\$254.99	\$254.99


## Date Acquired (Tax Lots)

 05/23/2021	0.12498063 ETH	\$500.00	\$245.01	None	\$254.99
--	----------------	----------	----------	------	----------


Date Sold	Event	Amount	Proceeds	Cost Basis	Long Term	Short Term	Total Gains/Losses
10/27/2021	 Converted from ETH	0.07491759	\$300.00	\$146.87	None	\$153.13	\$153.13


## Date Acquired (Tax Lots)

 05/23/2021	0.07491759 ETH	\$300.00	\$146.87	None	\$153.13
--	----------------	----------	----------	------	----------


Date Sold	Event	Amount	Proceeds	Cost Basis	Long Term	Short Term	Total Gains/Losses
10/27/2021	 Converted from ETH	0.01264061	\$50.00	\$24.78	None	\$25.22	\$25.22



## Date Acquired (Tax Lots)



 05/23/2021	0.01264061 ETH	\$50.00	\$24.78	None	\$25.22
--	----------------	---------	---------	------	---------



Date Sold	Event	Amount	Proceeds	Cost Basis	Long Term	Short Term	Total Gains/Losses
10/31/2021	 Converted from ETH	0.00456178	\$20.00	\$8.94	None	\$11.06	\$11.06


## Date Acquired (Tax Lots)

 05/23/2021	0.00456178 ETH	\$20.00	\$8.94	None	\$11.06
--	----------------	---------	--------	------	---------


Date Sold	Event	Amount	Proceeds	Cost Basis	Long Term	Short Term	Total Gains/Losses
10/31/2021	 Converted from ATOM	4.047054	\$150.00	\$139.82	None	\$10.18	\$10.18
Date Acquired (Tax Lots)							
	10/22/2021	0.053556 ATOM	\$1.98	\$1.84	None	\$0.14	
	10/30/2021	0.034906 ATOM	\$1.29	\$1.30	None	-\$0.01	
	10/25/2021	2.162416 ATOM	\$80.15	\$75.79	None	\$4.36	
	10/21/2021	0.019058 ATOM	\$0.71	\$0.66	None	\$0.05	
	10/22/2021	0.000874 ATOM	\$0.03	\$0.03	None	\$0.00	
	 10/22/2021	1.776244 ATOM	\$65.83	\$60.19	None	\$5.64	


Date Sold	Event	Amount	Proceeds	Cost Basis	Long Term	Short Term	Total Gains/Losses
10/31/2021	 Converted from LTC	0.51445622	\$100.18	\$99.81	None	\$0.37	\$0.37
Date Acquired (Tax Lots)							
	 05/26/2021	0.51445622 LTC	\$100.18	\$99.81	None	\$0.37	

Date Sold	Event	Amount	Proceeds	Cost Basis	Long Term	Short Term	Total Gains/Losses
10/31/2021	 Converted from ATOM	4.053013	\$150.00	\$137.35	None	\$12.65	\$12.65
Date Acquired (Tax Lots)							
	 10/22/2021	4.053013 ATOM	\$150.00	\$137.35	None	\$12.65	


Date Sold	Event	Amount	Proceeds	Cost Basis	Long Term	Short Term	Total Gains/Losses
10/31/2021	 Converted from ATOM	0.541133	\$20.00	\$18.34	None	\$1.66	\$1.66


## Date Acquired (Tax Lots)

 10/22/2021	0.541133 ATOM	\$20.00	\$18.34	None	\$1.66
--	---------------	---------	---------	------	--------


Date Sold	Event	Amount	Proceeds	Cost Basis	Long Term	Short Term	Total Gains/Losses
10/31/2021	 Converted from ATOM	0.539651	\$20.00	\$18.29	None	\$1.71	\$1.71


## Date Acquired (Tax Lots)

 10/22/2021	0.539651 ATOM	\$20.00	\$18.29	None	\$1.71
--	---------------	---------	---------	------	--------


Date Sold	Event	Amount	Proceeds	Cost Basis	Long Term	Short Term	Total Gains/Losses
10/31/2021	 Converted from ATOM	0.817294	\$30.00	\$27.70	None	\$2.30	\$2.30








## Date Acquired (Tax Lots)

 10/22/2021	0.817294 ATOM	\$30.00	\$27.70	None	\$2.30
--	---------------	---------	---------	------	--------


Date Sold	Event	Amount	Proceeds	Cost Basis	Long Term	Short Term	Total Gains/Losses
10/31/2021	 Converted from ATOM	0.26739	\$10.00	\$9.06	None	\$0.94	\$0.94

## Date Acquired (Tax Lots)


 10/22/2021	0.26739 ATOM	\$10.00	\$9.06	None	\$0.94
--	--------------	---------	--------	------	--------


Date Sold	Event	Amount	Proceeds	Cost Basis	Long Term	Short Term	Total Gains/Losses
11/01/2021	 Converted from ATOM	2.661556	\$100.00	\$73.39	None	\$26.61	\$26.61
Date Acquired (Tax Lots)							
	 10/22/2021	2.005275 ATOM	\$75.34	\$67.95	None	\$7.39	
	 01/31/2021	0.656281 ATOM	\$24.66	\$5.44	None	\$19.22	
Date Sold	Event	Amount	Proceeds	Cost Basis	Long Term	Short Term	Total Gains/Losses
11/02/2021	 Converted from ETH	0.11130354	\$500.00	\$218.20	None	\$281.80	\$281.80
Date Acquired (Tax Lots)							
	 05/23/2021	0.11130354 ETH	\$500.00	\$218.20	None	\$281.80	
Date Sold	Event	Amount	Proceeds	Cost Basis	Long Term	Short Term	Total Gains/Losses
11/02/2021	 Converted from ETH	0.02226351	\$100.00	\$43.64	None	\$56.36	\$56.36
Date Acquired (Tax Lots)							
	 05/23/2021	0.02226351 ETH	\$100.00	\$43.64	None	\$56.36	

Date Sold	Event	Amount	Proceeds	Cost Basis	Long Term	Short Term	Total Gains/Losses
11/02/2021	 Converted from ATOM	7.975648	\$300.00	\$66.06	None	\$233.94	\$233.94
Date Acquired (Tax Lots)							
	 01/31/2021	7.975648 ATOM	\$300.00	\$66.06	None	\$233.94	
Date Sold	Event	Amount	Proceeds	Cost Basis	Long Term	Short Term	Total Gains/Losses
11/04/2021	 Converted from ETH	0.0437734	\$200.00	\$85.81	None	\$114.19	\$114.19
Date Acquired (Tax Lots)							
	 05/23/2021	0.0437734 ETH	\$200.00	\$85.81	None	\$114.19	
Date Sold	Event	Amount	Proceeds	Cost Basis	Long Term	Short Term	Total Gains/Losses
11/04/2021	 Converted from ETH	0.05715435	\$260.00	\$112.04	None	\$147.96	\$147.96
Date Acquired (Tax Lots)							
	 05/23/2021	0.05715435 ETH	\$260.00	\$112.04	None	\$147.96	
Date Sold	Event	Amount	Proceeds	Cost Basis	Long Term	Short Term	Total Gains/Losses
11/04/2021	 Converted from ETH	0.2217087	\$1,005.00	\$434.63	None	\$570.37	\$570.37
Date Acquired (Tax Lots)							
	 05/23/2021	0.2217087 ETH	\$1,005.00	\$434.63	None	\$570.37	


Date Sold	Event	Amount	Proceeds	Cost Basis	Long Term	Short Term	Total Gains/Losses
11/05/2021	 Converted from ATOM	21.868217	\$801.68	\$181.73	None	\$619.95	\$619.95

Date Acquired (Tax Lots)

11/05/2021	0.020004 ATOM	\$0.73	\$0.76	None	-\$0.03
 01/31/2021	21.848213 ATOM	\$800.94	\$180.97	None	\$619.98

Date Sold	Event	Amount	Proceeds	Cost Basis	Long Term	Short Term	Total Gains/Losses
11/09/2021	 Converted from ATOM	0.808233	\$29.95	\$6.69	None	\$23.26	\$23.26

Date Acquired (Tax Lots)

 01/31/2021	0.808233 ATOM	\$29.95	\$6.69	None	\$23.26
--	---------------	---------	--------	------	---------