

Gain / Loss report

Pavan Sai Kumar Reddy Kamjula | 3435680a-d435-58e0-9b17-b1ae9180c4e2 | pavankamjula98@gmail.com

About report

This report includes all taxable activity with realized gains or losses. For US customers, Sells and Converts are taxable events that realize gains. This report does not include taxable events like Staking or Coinbase Earn that result in income. For final tax obligations, please consult your tax advisor.

Summary

Cost Basis Method: **HIFO**

Data source	Long-term	Short-term	Total gains/losses
Coinbase	-\$27.64	-	-\$27.64
Total	-\$27.64	-	-\$27.64

Report legend

Short-term

The tax you pay on capital gains or losses depends on how long you hold the asset. If you hold an asset for 1 year or less, you pay the short term capital gains tax rate.

Long-term


The tax you pay on capital gains or losses depends on how long you hold the asset. If you hold an asset for 1 year and 1 day, or longer, you pay the long term capital gains tax rate.

Proceeds

The amount of money you received when you sold your cryptocurrency. If you received USD in exchange for your cryptocurrency then the cash you received is your proceeds. If you exchanged one cryptocurrency for another it will be the dollar value of the crypto you received.


Data source: Coinbase

These are taxable transactions incurring realized gains or losses where Coinbase all relevant data points.

Date Sold	Event	Amount	Proceeds	Cost Basis	Long Term	Short Term	Total Gains/Losses
05/26/2021	 Sold MATIC	867.3708949	\$1,871.69	\$1,125.53	-	\$746.15	\$746.15


Date Acquired (Tax Lots)

05/24/2021	415.57218991 MATIC	\$896.75	\$500.00	-	\$396.75
05/16/2021	180.65803897 MATIC	\$389.83	\$300.00	-	\$89.83
05/24/2021	271.14066602 MATIC	\$585.09	\$325.53	-	\$259.55

Date Sold	Event	Amount	Proceeds	Cost Basis	Long Term	Short Term	Total Gains/Losses
08/12/2021	 Sold MATIC	1358.18995934	\$1,851.26	\$2,044.46	-	-\$193.20	-\$193.20


Date Acquired (Tax Lots)

05/24/2021	145.3141426 MATIC	\$198.06	\$174.46	-	\$23.60
06/05/2021	1212.87581674 MATIC	\$1,653.19	\$1,870.00	-	-\$216.80

Date Sold	Event	Amount	Proceeds	Cost Basis	Long Term	Short Term	Total Gains/Losses
10/15/2021	 Sold MATIC	1344.68295091	\$1,989.45	\$1,852.95	-	\$136.50	\$136.50


Date Acquired (Tax Lots)

09/18/2021	1344.68295091 MATIC	\$1,989.45	\$1,852.95	-	\$136.50
------------	---------------------	------------	------------	---	----------

Date Sold	Event	Amount	Proceeds	Cost Basis	Long Term	Short Term	Total Gains/Losses
11/18/2021	 Converted from GYEN	11215.029861	\$420.09	\$499.99	-	-\$79.90	-\$79.90


Date Acquired (Tax Lots)

11/18/2021	11215.029861 GYEN	\$420.09	\$499.99	-	-\$79.90
------------	-------------------	----------	----------	---	----------

Date Sold	Event	Amount	Proceeds	Cost Basis	Long Term	Short Term	Total Gains/Losses
11/23/2021	 Converted from CRO	1096.41904545	\$1,006.12	\$1,000.00	-	\$6.12	\$6.12


Date Acquired (Tax Lots)

11/23/2021	1096.41904545 CRO	\$1,006.12	\$1,000.00	-	\$6.12
------------	-------------------	------------	------------	---	--------

Date Sold	Event	Amount	Proceeds	Cost Basis	Long Term	Short Term	Total Gains/Losses
12/02/2021	 Converted from SHIB	11695906.43274854	\$498.83	\$866.08	-	-\$367.25	-\$367.25


Date Acquired (Tax Lots)

10/30/2021	11695906.43274854 SHIB	\$498.83	\$866.08	-	-\$367.25
------------	------------------------	----------	----------	---	-----------

Date Sold	Event	Amount	Proceeds	Cost Basis	Long Term	Short Term	Total Gains/Losses
12/02/2021	 Converted from DOGE	2322.7584032	\$488.47	\$487.66	-	\$0.81	\$0.81


Date Acquired (Tax Lots)

12/02/2021	2322.7584032 DOGE	\$488.47	\$487.66	-	\$0.81
------------	-------------------	----------	----------	---	--------

Date Sold	Event	Amount	Proceeds	Cost Basis	Long Term	Short Term	Total Gains/Losses
12/21/2021	 Converted from SHIB	29824163.99957119	\$937.96	\$1,248.31	-	-\$310.34	-\$310.34

Date Acquired (Tax Lots)

11/23/2021	23681764.63664167 SHIB	\$744.79	\$986.34	-	-\$241.55
12/02/2021	6142399.36292952 SHIB	\$193.17	\$261.97	-	-\$68.79

Date Sold	Event	Amount	Proceeds	Cost Basis	Long Term	Short Term	Total Gains/Losses
12/21/2021	 Converted from BTC	0.01955965	\$952.00	\$918.53	-	\$33.46	\$33.46

Date Acquired (Tax Lots)

12/21/2021	0.01955965 BTC	\$952.00	\$918.53	-	\$33.46
------------	----------------	----------	----------	---	---------