

IRS e-file Signature Authorization

▶ ERO must obtain and retain completed Form 8879.
▶ Go to www.irs.gov/Form8879 for the latest information.

Submission Identification Number (SID) ▶

Taxpayer's name SRUTHI POLKAMPALLY	Social security number 071-17-6865
Spouse's name	Spouse's social security number

Part I Tax Return Information – Tax Year Ending December 31, 2021 (Enter year you are authorizing.)

Enter whole dollars only on lines 1 through 5.

Note: Form 1040-SS filers use line 4 only. Leave lines 1, 2, 3, and 5 blank.

1	Adjusted gross income	73,292.
2	Total tax	9,027.
3	Federal income tax withheld from Form(s) W-2 and Form(s) 1099	10,541.
4	Amount you want refunded to you	1,514.
5	Amount you owe	

Part II Taxpayer Declaration and Signature Authorization (Be sure you get and keep a copy of your return)

Under penalties of perjury, I declare that I have examined a copy of the income tax return (original or amended) I am now authorizing, and to the best of my knowledge and belief, it is true, correct, and complete. I further declare that the amounts in Part I above are the amounts from the income tax return (original or amended) I am now authorizing. I consent to allow my intermediate service provider, transmitter, or electronic return originator (ERO) to send my return to the IRS and to receive from the IRS (a) an acknowledgement of receipt or reason for rejection of the transmission, (b) the reason for any delay in processing the return or refund, and (c) the date of any refund. If applicable, I authorize the U.S. Treasury and its designated Financial Agent to initiate an ACH electronic funds withdrawal (direct debit) entry to the financial institution account indicated in the tax preparation software for payment of my federal taxes owed on this return and/or a payment of estimated tax, and the financial institution to debit the entry to this account. This authorization is to remain in full force and effect until I notify the U.S. Treasury Financial Agent to terminate the authorization. To revoke (cancel) a payment, I must contact the U.S. Treasury Financial Agent at 1-888-353-4537. Payment cancellation requests must be received no later than 2 business days prior to the payment (settlement) date. I also authorize the financial institutions involved in the processing of the electronic payment of taxes to receive confidential information necessary to answer inquiries and resolve issues related to the payment. I further acknowledge that the personal identification number (PIN) below is my signature for the income tax return (original or amended) I am now authorizing and, if applicable, my Electronic Funds Withdrawal Consent.

Taxpayer's PIN: check one box only

- I authorize GLOBAL TAXES LLC to enter or generate my PIN

7	6	8	6	5
---	---	---	---	---

 as my signature on the income tax return (original or amended) I am now authorizing.
- I will enter my PIN as my signature on the income tax return (original or amended) I am now authorizing. Check this box **only** if you are entering your own PIN **and** your return is filed using the Practitioner PIN method. The ERO must complete Part III below.

Your signature ▶ _____ Date ▶ _____

Spouse's PIN: check one box only

- I authorize _____ to enter or generate my PIN

--	--	--	--	--

 as my signature on the income tax return (original or amended) I am now authorizing.
- I will enter my PIN as my signature on the income tax return (original or amended) I am now authorizing. Check this box **only** if you are entering your own PIN **and** your return is filed using the Practitioner PIN method. The ERO must complete Part III below.

Spouse's signature ▶ _____ Date ▶ _____

Practitioner PIN Method Returns Only—continue below

Part III Certification and Authentication – Practitioner PIN Method Only

ERO's EFIN/PIN. Enter your six-digit EFIN followed by your five-digit self-selected PIN.

5	8	7	2	7	8	6	1	9	8	9
---	---	---	---	---	---	---	---	---	---	---

Don't enter all zeros

I certify that the above numeric entry is my PIN, which is my signature for the electronic individual income tax return (original or amended) I am now authorized to file for tax year indicated above for the taxpayer(s) indicated above. I confirm that I am submitting this return in accordance with the requirements of the Practitioner PIN method and **Pub. 1345**, Handbook for Authorized IRS e-file Providers of Individual Income Tax Returns.

ERO's signature ▶ _____ Date ▶ _____

ERO Must Retain This Form – See Instructions
Don't Submit This Form to the IRS Unless Requested To Do So

Filing Status [X] Single [] Married filing jointly [] Married filing separately (MFS) [] Head of household (HOH) [] Qualifying widow(er) (QW)
Check only one box. If you checked the MFS box, enter the name of your spouse. If you checked the HOH or QW box, enter the child's name if the qualifying person is a child but not your dependent

Your first name and middle initial: SRUTHI
Last name: POLKAMPALLY
Your social security number: 071-17-6865
If joint return, spouse's first name and middle initial:
Last name:
Spouse's social security number:

Home address (number and street). If you have a P.O. box, see instructions.
14 CAPANO DR
Apt. no.: C3
Presidential Election Campaign: Check here if you, or your spouse if filing jointly, want \$3 to go to this fund.
City, town, or post office. If you have a foreign address, also complete spaces below.
NEWARK
State: DE
ZIP code: 19702
Foreign country name:
Foreign province/state/county:
Foreign postal code:
[] You [] Spouse

At any time during 2021, did you receive, sell, exchange, or otherwise dispose of any financial interest in any virtual currency? [X] Yes [] No

Standard Deduction Someone can claim: [] You as a dependent [] Your spouse as a dependent
[] Spouse itemizes on a separate return or you were a dual-status alien

Age/Blindness You: [] Were born before January 2, 1957 [] Are blind Spouse: [] Was born before January 2, 1957 [] Is blind

Table with 5 columns: (1) First name, Last name, (2) Social security number, (3) Relationship to you, (4) if qualifies for (see instructions): Child tax credit, Credit for other dependents. Includes a checkbox for 'If more than four dependents, see instructions and check here'.

Main tax calculation table with 15 rows. Columns include line numbers, descriptions, sub-rows (a, b, c), and final amounts. Total taxable income is 60,442.

For Disclosure, Privacy Act, and Paperwork Reduction Act Notice, see separate instructions.

16	Tax (see instructions). Check if any from Form(s): 1 <input type="checkbox"/> 8814 2 <input type="checkbox"/> 4972 3 <input type="checkbox"/> _____	16	9,027.
17	Amount from Schedule 2, line 3	17	
18	Add lines 16 and 17	18	9,027.
19	Nonrefundable child tax credit or credit for other dependents from Schedule 8812	19	
20	Amount from Schedule 3, line 8	20	
21	Add lines 19 and 20	21	
22	Subtract line 21 from line 18. If zero or less, enter -0-	22	9,027.
23	Other taxes, including self-employment tax, from Schedule 2, line 21	23	0.
24	Add lines 22 and 23. This is your total tax	24	9,027.
25	Federal income tax withheld from:		
a	Form(s) W-2	25a	10,541.
b	Form(s) 1099	25b	
c	Other forms (see instructions)	25c	
d	Add lines 25a through 25c	25d	10,541.
26	2021 estimated tax payments and amount applied from 2020 return	26	
27a	Earned income credit (EIC) No	27a	
	Check here if you were born after January 1, 1998, and before January 2, 2004, and you satisfy all the other requirements for taxpayers who are at least age 18, to claim the EIC. See instructions <input type="checkbox"/>		
b	Nontaxable combat pay election	27b	
c	Prior year (2019) earned income	27c	
28	Refundable child tax credit or additional child tax credit from Schedule 8812	28	
29	American opportunity credit from Form 8863, line 8	29	
30	Recovery rebate credit. See instructions	30	
31	Amount from Schedule 3, line 15	31	
32	Add lines 27a and 28 through 31. These are your total other payments and refundable credits	32	
33	Add lines 25d, 26, and 32. These are your total payments	33	10,541.
Refund	34 If line 33 is more than line 24, subtract line 24 from line 33. This is the amount you overpaid	34	1,514.
	35a Amount of line 34 you want refunded to you . If Form 8888 is attached, check here <input type="checkbox"/>	35a	1,514.
Direct deposit? See instructions.	b Routing number 011900254 c Type: <input checked="" type="checkbox"/> Checking <input type="checkbox"/> Savings		
	d Account number 385022887861		
	36 Amount of line 34 you want applied to your 2022 estimated tax	36	
Amount You Owe	37 Amount you owe . Subtract line 33 from line 24. For details on how to pay, see instructions	37	
	38 Estimated tax penalty (see instructions)	38	

If you have a qualifying child, attach Sch. EIC.

Third Party Designee Do you want to allow another person to discuss this return with the IRS? See instructions **Yes**. Complete below. **No**

Designee's name _____ Phone no. _____ Personal identification number (PIN) _____

Sign Here Under penalties of perjury, I declare that I have examined this return and accompanying schedules and statements, and to the best of my knowledge and belief, they are true, correct, and complete. Declaration of preparer (other than taxpayer) is based on all information of which preparer has any knowledge.

Your signature	Date	Your occupation SOFTWARE DEVELOPER	If the IRS sent you an Identity Protection PIN, enter it here (see inst.)
Spouse's signature. If a joint return, both must sign.	Date	Spouse's occupation	If the IRS sent your spouse an Identity Protection PIN, enter it here (see inst.)

Phone no. (860) 351-3234 Email address SRUTHIPOLKAMPALLY@GMAIL.COM

Paid Preparer Use Only

Preparer's name SYAM PRIYA RAM SAGAR GUPTA TALLAM	Preparer's signature SYAM PRIYA RAM SAGAR GUPTA TALLAM	Date 03/17/2022	PTIN P02082703	Check if: <input type="checkbox"/> Self-employed
Firm's name GLOBAL TAXES LLC	Firm's address 2530 Pebble Creek Ln Cumming GA 30041		Phone no. (678) 965-9522	Firm's EIN 30-1017196

**SCHEDULE 1
(Form 1040)**

Department of the Treasury
Internal Revenue Service

Additional Income and Adjustments to Income

▶ **Attach to Form 1040, 1040-SR, or 1040-NR.**
▶ **Go to www.irs.gov/Form1040 for instructions and the latest information.**

OMB No. 1545-0074

2021
Attachment
Sequence No. **01**

Name(s) shown on Form 1040, 1040-SR, or 1040-NR
SRUTHI POLKAMPALLY

Your social security number
071-17-6865

Part I Additional Income

1	Taxable refunds, credits, or offsets of state and local income taxes	1	
2a	Alimony received	2a	
b	Date of original divorce or separation agreement (see instructions) ▶ _____		
3	Business income or (loss). Attach Schedule C	3	
4	Other gains or (losses). Attach Form 4797	4	
5	Rental real estate, royalties, partnerships, S corporations, trusts, etc. Attach Schedule E	5	-7,500.
6	Farm income or (loss). Attach Schedule F	6	
7	Unemployment compensation	7	
8	Other income:		
a	Net operating loss	8a	()
b	Gambling income	8b	
c	Cancellation of debt	8c	
d	Foreign earned income exclusion from Form 2555	8d	()
e	Taxable Health Savings Account distribution	8e	
f	Alaska Permanent Fund dividends	8f	
g	Jury duty pay	8g	
h	Prizes and awards	8h	
i	Activity not engaged in for profit income	8i	
j	Stock options	8j	
k	Income from the rental of personal property if you engaged in the rental for profit but were not in the business of renting such property	8k	
l	Olympic and Paralympic medals and USOC prize money (see instructions)	8l	
m	Section 951(a) inclusion (see instructions)	8m	
n	Section 951A(a) inclusion (see instructions)	8n	
o	Section 461(l) excess business loss adjustment	8o	
p	Taxable distributions from an ABLE account (see instructions)	8p	
z	Other income. List type and amount ▶ _____	8z	
9	Total other income. Add lines 8a through 8z	9	
10	Combine lines 1 through 7 and 9. Enter here and on Form 1040, 1040-SR, or 1040-NR, line 8	10	-7,500.

For Paperwork Reduction Act Notice, see your tax return instructions.

Schedule 1 (Form 1040) 2021

Part II Adjustments to Income

11	Educator expenses		11	
12	Certain business expenses of reservists, performing artists, and fee-basis government officials. Attach Form 2106		12	
13	Health savings account deduction. Attach Form 8889		13	
14	Moving expenses for members of the Armed Forces. Attach Form 3903		14	
15	Deductible part of self-employment tax. Attach Schedule SE		15	
16	Self-employed SEP, SIMPLE, and qualified plans		16	
17	Self-employed health insurance deduction		17	
18	Penalty on early withdrawal of savings		18	
19a	Alimony paid		19a	
b	Recipient's SSN	▶ _____		
c	Date of original divorce or separation agreement (see instructions) ▶ _____			
20	IRA deduction		20	
21	Student loan interest deduction		21	
22	Reserved for future use		22	
23	Archer MSA deduction		23	
24	Other adjustments:			
a	Jury duty pay (see instructions)	24a		
b	Deductible expenses related to income reported on line 8k from the rental of personal property engaged in for profit	24b		
c	Nontaxable amount of the value of Olympic and Paralympic medals and USOC prize money reported on line 8l	24c		
d	Reforestation amortization and expenses	24d		
e	Repayment of supplemental unemployment benefits under the Trade Act of 1974	24e		
f	Contributions to section 501(c)(18)(D) pension plans	24f		
g	Contributions by certain chaplains to section 403(b) plans	24g		
h	Attorney fees and court costs for actions involving certain unlawful discrimination claims (see instructions)	24h		
i	Attorney fees and court costs you paid in connection with an award from the IRS for information you provided that helped the IRS detect tax law violations	24i		
j	Housing deduction from Form 2555	24j		
k	Excess deductions of section 67(e) expenses from Schedule K-1 (Form 1041)	24k		
z	Other adjustments. List type and amount ▶ _____	24z		
25	Total other adjustments. Add lines 24a through 24z		25	
26	Add lines 11 through 23 and 25. These are your adjustments to income . Enter here and on Form 1040 or 1040-SR, line 10, or Form 1040-NR, line 10a		26	

SCHEDULE D
(Form 1040)

Capital Gains and Losses

OMB No. 1545-0074

2021

Attachment
Sequence No. **12**

Department of the Treasury
Internal Revenue Service (99)

▶ **Attach to Form 1040, 1040-SR, or 1040-NR.**
▶ **Go to www.irs.gov/ScheduleD for instructions and the latest information.**
▶ **Use Form 8949 to list your transactions for lines 1b, 2, 3, 8b, 9, and 10.**

Name(s) shown on return

SRUTHI POLKAMPALLY

Your social security number

071-17-6865

Did you dispose of any investment(s) in a qualified opportunity fund during the tax year? **Yes** **No**

If "Yes," attach Form 8949 and see its instructions for additional requirements for reporting your gain or loss.

Part I Short-Term Capital Gains and Losses—Generally Assets Held One Year or Less (see instructions)

See instructions for how to figure the amounts to enter on the lines below.

This form may be easier to complete if you round off cents to whole dollars.

	(d) Proceeds (sales price)	(e) Cost (or other basis)	(g) Adjustments to gain or loss from Form(s) 8949, Part I, line 2, column (g)	(h) Gain or (loss) Subtract column (e) from column (d) and combine the result with column (g)
1a Totals for all short-term transactions reported on Form 1099-B for which basis was reported to the IRS and for which you have no adjustments (see instructions). However, if you choose to report all these transactions on Form 8949, leave this line blank and go to line 1b				
1b Totals for all transactions reported on Form(s) 8949 with Box A checked	2,400.	1,807.		593.
2 Totals for all transactions reported on Form(s) 8949 with Box B checked				
3 Totals for all transactions reported on Form(s) 8949 with Box C checked				
4 Short-term gain from Form 6252 and short-term gain or (loss) from Forms 4684, 6781, and 8824				4
5 Net short-term gain or (loss) from partnerships, S corporations, estates, and trusts from Schedule(s) K-1				5
6 Short-term capital loss carryover. Enter the amount, if any, from line 8 of your Capital Loss Carryover Worksheet in the instructions				6 ()
7 Net short-term capital gain or (loss). Combine lines 1a through 6 in column (h). If you have any long-term capital gains or losses, go to Part II below. Otherwise, go to Part III on the back				7 593.

Part II Long-Term Capital Gains and Losses—Generally Assets Held More Than One Year (see instructions)

See instructions for how to figure the amounts to enter on the lines below.

This form may be easier to complete if you round off cents to whole dollars.

	(d) Proceeds (sales price)	(e) Cost (or other basis)	(g) Adjustments to gain or loss from Form(s) 8949, Part II, line 2, column (g)	(h) Gain or (loss) Subtract column (e) from column (d) and combine the result with column (g)
8a Totals for all long-term transactions reported on Form 1099-B for which basis was reported to the IRS and for which you have no adjustments (see instructions). However, if you choose to report all these transactions on Form 8949, leave this line blank and go to line 8b				
8b Totals for all transactions reported on Form(s) 8949 with Box D checked	2,449.	2,142.		307.
9 Totals for all transactions reported on Form(s) 8949 with Box E checked				
10 Totals for all transactions reported on Form(s) 8949 with Box F checked				
11 Gain from Form 4797, Part I; long-term gain from Forms 2439 and 6252; and long-term gain or (loss) from Forms 4684, 6781, and 8824				11
12 Net long-term gain or (loss) from partnerships, S corporations, estates, and trusts from Schedule(s) K-1				12
13 Capital gain distributions. See the instructions				13
14 Long-term capital loss carryover. Enter the amount, if any, from line 13 of your Capital Loss Carryover Worksheet in the instructions				14 ()
15 Net long-term capital gain or (loss). Combine lines 8a through 14 in column (h). Then, go to Part III on the back				15 307.

For Paperwork Reduction Act Notice, see your tax return instructions.

Part III Summary

16	Combine lines 7 and 15 and enter the result	16	900.
	<ul style="list-style-type: none"> • If line 16 is a gain, enter the amount from line 16 on Form 1040, 1040-SR, or 1040-NR, line 7. Then, go to line 17 below. • If line 16 is a loss, skip lines 17 through 20 below. Then, go to line 21. Also be sure to complete line 22. • If line 16 is zero, skip lines 17 through 21 below and enter -0- on Form 1040, 1040-SR, or 1040-NR, line 7. Then, go to line 22. 		
17	Are lines 15 and 16 both gains? <input checked="" type="checkbox"/> Yes. Go to line 18. <input type="checkbox"/> No. Skip lines 18 through 21, and go to line 22.		
18	If you are required to complete the 28% Rate Gain Worksheet (see instructions), enter the amount, if any, from line 7 of that worksheet ▶	18	
19	If you are required to complete the Unrecaptured Section 1250 Gain Worksheet (see instructions), enter the amount, if any, from line 18 of that worksheet ▶	19	
20	Are lines 18 and 19 both zero or blank and are you not filing Form 4952? <input checked="" type="checkbox"/> Yes. Complete the Qualified Dividends and Capital Gain Tax Worksheet in the instructions for Forms 1040 and 1040-SR, line 16. Don't complete lines 21 and 22 below. <input type="checkbox"/> No. Complete the Schedule D Tax Worksheet in the instructions. Don't complete lines 21 and 22 below.		
21	If line 16 is a loss, enter here and on Form 1040, 1040-SR, or 1040-NR, line 7, the smaller of: <ul style="list-style-type: none"> • The loss on line 16; or • (\$3,000), or if married filing separately, (\$1,500) } <p>Note: When figuring which amount is smaller, treat both amounts as positive numbers.</p>	21	()
22	Do you have qualified dividends on Form 1040, 1040-SR, or 1040-NR, line 3a? <input type="checkbox"/> Yes. Complete the Qualified Dividends and Capital Gain Tax Worksheet in the instructions for Forms 1040 and 1040-SR, line 16. <input type="checkbox"/> No. Complete the rest of Form 1040, 1040-SR, or 1040-NR.		

Sales and Other Dispositions of Capital Assets

Department of the Treasury
Internal Revenue Service

► Go to www.irs.gov/Form8949 for instructions and the latest information.
► File with your Schedule D to list your transactions for lines 1b, 2, 3, 8b, 9, and 10 of Schedule D.

Name(s) shown on return

Social security number or taxpayer identification number

SRUTHI POLKAMPALLY

071-17-6865

Before you check Box A, B, or C below, see whether you received any Form(s) 1099-B or substitute statement(s) from your broker. A substitute statement will have the same information as Form 1099-B. Either will show whether your basis (usually your cost) was reported to the IRS by your broker and may even tell you which box to check.

Part I Short-Term. Transactions involving capital assets you held 1 year or less are generally short-term (see instructions). For long-term transactions, see page 2.

Note: You may aggregate all short-term transactions reported on Form(s) 1099-B showing basis was reported to the IRS and for which no adjustments or codes are required. Enter the totals directly on Schedule D, line 1a; you aren't required to report these transactions on Form 8949 (see instructions).

You must check Box A, B, or C below. Check only one box. If more than one box applies for your short-term transactions, complete a separate Form 8949, page 1, for each applicable box. If you have more short-term transactions than will fit on this page for one or more of the boxes, complete as many forms with the same box checked as you need.

- (A)** Short-term transactions reported on Form(s) 1099-B showing basis was reported to the IRS (see **Note** above)
- (B)** Short-term transactions reported on Form(s) 1099-B showing basis **wasn't** reported to the IRS
- (C)** Short-term transactions not reported to you on Form 1099-B

1	(a) Description of property (Example: 100 sh. XYZ Co.)	(b) Date acquired (Mo., day, yr.)	(c) Date sold or disposed of (Mo., day, yr.)	(d) Proceeds (sales price) (see instructions)	(e) Cost or other basis. See the Note below and see <i>Column (e)</i> in the separate instructions	Adjustment, if any, to gain or loss. If you enter an amount in column (g), enter a code in column (f). See the separate instructions.		(h) Gain or (loss). Subtract column (e) from column (d) and combine the result with column (g)
						(f) Code(s) from instructions	(g) Amount of adjustment	
	Robinhood Securities LLC	05/05/21	12/12/21	2,400.	1,807.			593.
2 Totals. Add the amounts in columns (d), (e), (g), and (h) (subtract negative amounts). Enter each total here and include on your Schedule D, line 1b (if Box A above is checked), line 2 (if Box B above is checked), or line 3 (if Box C above is checked) ►				2,400.	1,807.			593.

Note: If you checked Box A above but the basis reported to the IRS was incorrect, enter in column (e) the basis as reported to the IRS, and enter an adjustment in column (g) to correct the basis. See *Column (g)* in the separate instructions for how to figure the amount of the adjustment.

Name(s) shown on return. Name and SSN or taxpayer identification no. not required if shown on other side **Social security number or taxpayer identification number**
 SRUTHI POLKAMPALLY 071-17-6865

Before you check Box D, E, or F below, see whether you received any Form(s) 1099-B or substitute statement(s) from your broker. A substitute statement will have the same information as Form 1099-B. Either will show whether your basis (usually your cost) was reported to the IRS by your broker and may even tell you which box to check.

Part II Long-Term. Transactions involving capital assets you held more than 1 year are generally long-term (see instructions). For short-term transactions, see page 1.

Note: You may aggregate all long-term transactions reported on Form(s) 1099-B showing basis was reported to the IRS and for which no adjustments or codes are required. Enter the totals directly on Schedule D, line 8a; you aren't required to report these transactions on Form 8949 (see instructions).

You must check Box D, E, or F below. Check only one box. If more than one box applies for your long-term transactions, complete a separate Form 8949, page 2, for each applicable box. If you have more long-term transactions than will fit on this page for one or more of the boxes, complete as many forms with the same box checked as you need.

- (D)** Long-term transactions reported on Form(s) 1099-B showing basis was reported to the IRS (see **Note** above)
- (E)** Long-term transactions reported on Form(s) 1099-B showing basis **wasn't** reported to the IRS
- (F)** Long-term transactions not reported to you on Form 1099-B

1	(a) Description of property (Example: 100 sh. XYZ Co.)	(b) Date acquired (Mo., day, yr.)	(c) Date sold or disposed of (Mo., day, yr.)	(d) Proceeds (sales price) (see instructions)	(e) Cost or other basis. See the Note below and see <i>Column (e)</i> in the separate instructions	Adjustment, if any, to gain or loss. If you enter an amount in column (g), enter a code in column (f). See the separate instructions.		(h) Gain or (loss). Subtract column (e) from column (d) and combine the result with column (g)
						(f) Code(s) from instructions	(g) Amount of adjustment	
	Robinhood Securities LLC	05/05/20	12/12/21	2,449.	2,142.			307.
2 Totals. Add the amounts in columns (d), (e), (g), and (h) (subtract negative amounts). Enter each total here and include on your Schedule D, line 8b (if Box D above is checked), line 9 (if Box E above is checked), or line 10 (if Box F above is checked) ▶				2,449.	2,142.			307.

Note: If you checked Box D above but the basis reported to the IRS was incorrect, enter in column (e) the basis as reported to the IRS, and enter an adjustment in column (g) to correct the basis. See *Column (g)* in the separate instructions for how to figure the amount of the adjustment.

**SCHEDULE E
(Form 1040)**

Supplemental Income and Loss

OMB No. 1545-0074

(From rental real estate, royalties, partnerships, S corporations, estates, trusts, REMICs, etc.)

2021

Department of the Treasury
Internal Revenue Service (99)

▶ Attach to Form 1040, 1040-SR, 1040-NR, or 1041.

Attachment
Sequence No. **13**

▶ Go to www.irs.gov/ScheduleE for instructions and the latest information.

Name(s) shown on return

Your social security number

SRUTHI POLKAMPALLY

071-17-6865

Part I Income or Loss From Rental Real Estate and Royalties Note: If you are in the business of renting personal property, use Schedule C. See instructions. If you are an individual, report farm rental income or loss from Form 4835 on page 2, line 40.

A Did you make any payments in 2021 that would require you to file Form(s) 1099? See instructions Yes No

B If "Yes," did you or will you file required Form(s) 1099? Yes No

1a	Physical address of each property (street, city, state, ZIP code)				
A	K.AJAY KUMAR STREET KODAD NALGONDA TELANGANA IN 508206				
B					
C					
1b	Type of Property (from list below)	2 For each rental real estate property listed above, report the number of fair rental and personal use days. Check the QJV box only if you meet the requirements to file as a qualified joint venture. See instructions.	Fair Rental Days	Personal Use Days	QJV
A	3		365	0	<input type="checkbox"/>
B					<input type="checkbox"/>
C					<input type="checkbox"/>

Type of Property:

- 1 Single Family Residence 3 Vacation/Short-Term Rental 5 Land 7 Self-Rental
- 2 Multi-Family Residence 4 Commercial 6 Royalties 8 Other (describe)

Income:	Properties:	A	B	C
3 Rents received	3	550.		
4 Royalties received	4			
Expenses:				
5 Advertising	5			
6 Auto and travel (see instructions)	6			
7 Cleaning and maintenance	7	1,520.		
8 Commissions.	8			
9 Insurance	9			
10 Legal and other professional fees	10			
11 Management fees	11	1,650.		
12 Mortgage interest paid to banks, etc. (see instructions)	12			
13 Other interest.	13			
14 Repairs.	14	1,430.		
15 Supplies	15	1,650.		
16 Taxes	16			
17 Utilities	17	1,800.		
18 Depreciation expense or depletion	18			
19 Other (list) ▶	19			
20 Total expenses. Add lines 5 through 19	20	8,050.		
21 Subtract line 20 from line 3 (rents) and/or 4 (royalties). If result is a (loss), see instructions to find out if you must file Form 6198	21	-7,500.		
22 Deductible rental real estate loss after limitation, if any, on Form 8582 (see instructions)	22	(7,500.)	()	()
23a Total of all amounts reported on line 3 for all rental properties	23a		550.	
b Total of all amounts reported on line 4 for all royalty properties	23b			
c Total of all amounts reported on line 12 for all properties	23c			
d Total of all amounts reported on line 18 for all properties	23d			
e Total of all amounts reported on line 20 for all properties	23e		8,050.	
24 Income. Add positive amounts shown on line 21. Do not include any losses	24			
25 Losses. Add royalty losses from line 21 and rental real estate losses from line 22. Enter total losses here	25	(7,500.)		
26 Total rental real estate and royalty income or (loss). Combine lines 24 and 25. Enter the result here. If Parts II, III, IV, and line 40 on page 2 do not apply to you, also enter this amount on Schedule 1 (Form 1040), line 5. Otherwise, include this amount in the total on line 41 on page 2	26			-7,500.

For Paperwork Reduction Act Notice, see the separate instructions.

NPA

-7,500.

Schedule E (Form 1040) 2021

Health Savings Accounts (HSAs)

Department of the Treasury
Internal Revenue Service

▶ **Attach to Form 1040, 1040-SR, or 1040-NR.**
▶ **Go to www.irs.gov/Form8889 for instructions and the latest information.**

Name(s) shown on Form 1040, 1040-SR, or 1040-NR
SRUTHI POLKAMPALLY

Social security number of HSA
beneficiary. If both spouses
have HSAs, see instructions ▶ 071-17-6865

Before you begin: Complete Form 8853, Archer MSAs and Long-Term Care Insurance Contracts, if required.

Part I HSA Contributions and Deduction. See the instructions before completing this part. If you are filing jointly and both you and your spouse each have separate HSAs, complete a separate Part I for each spouse.


1	Check the box to indicate your coverage under a high-deductible health plan (HDHP) during 2021. See instructions ▶	<input checked="" type="checkbox"/> Self-only	<input type="checkbox"/> Family
2	HSA contributions you made for 2021 (or those made on your behalf), including those made from January 1, 2022, through April 15, 2022, that were for 2021. Do not include employer contributions, contributions through a cafeteria plan, or rollovers. See instructions	2	0.
3	If you were under age 55 at the end of 2021 and, on the first day of every month during 2021, you were, or were considered, an eligible individual with the same coverage, enter \$3,600 (\$7,200 for family coverage). All others , see the instructions for the amount to enter	3	3,600.
4	Enter the amount you and your employer contributed to your Archer MSAs for 2021 from Form 8853, lines 1 and 2. If you or your spouse had family coverage under an HDHP at any time during 2021, also include any amount contributed to your spouse's Archer MSAs	4	0.
5	Subtract line 4 from line 3. If zero or less, enter -0-	5	3,600.
6	Enter the amount from line 5. But if you and your spouse each have separate HSAs and had family coverage under an HDHP at any time during 2021, see the instructions for the amount to enter	6	3,600.
7	If you were age 55 or older at the end of 2021, married, and you or your spouse had family coverage under an HDHP at any time during 2021, enter your additional contribution amount. See instructions	7	0.
8	Add lines 6 and 7	8	3,600.
9	Employer contributions made to your HSAs for 2021	9	1,052.
10	Qualified HSA funding distributions	10	
11	Add lines 9 and 10	11	1,052.
12	Subtract line 11 from line 8. If zero or less, enter -0-	12	2,548.
13	HSA deduction. Enter the smaller of line 2 or line 12 here and on Schedule 1 (Form 1040), Part II, line 13 Caution: If line 2 is more than line 13, you may have to pay an additional tax. See instructions.	13	0.

Part II HSA Distributions. If you are filing jointly and both you and your spouse each have separate HSAs, complete a separate Part II for each spouse.

14a	Total distributions you received in 2021 from all HSAs (see instructions)	14a	
b	Distributions included on line 14a that you rolled over to another HSA. Also include any excess contributions (and the earnings on those excess contributions) included on line 14a that were withdrawn by the due date of your return. See instructions	14b	
c	Subtract line 14b from line 14a	14c	
15	Qualified medical expenses paid using HSA distributions (see instructions)	15	
16	Taxable HSA distributions. Subtract line 15 from line 14c. If zero or less, enter -0-. Also, include this amount in the total on Schedule 1 (Form 1040), Part I, line 8e	16	
17a	If any of the distributions included on line 16 meet any of the Exceptions to the Additional 20% Tax (see instructions), check here ▶ <input type="checkbox"/>		
b	Additional 20% tax (see instructions). Enter 20% (0.20) of the distributions included on line 16 that are subject to the additional 20% tax. Also, include this amount in the total on Schedule 2 (Form 1040), Part II, line 17c	17b	

Part III Income and Additional Tax for Failure To Maintain HDHP Coverage. See the instructions before completing this part. If you are filing jointly and both you and your spouse each have separate HSAs, complete a separate Part III for each spouse.

18	Last-month rule	18	
19	Qualified HSA funding distribution	19	
20	Total income. Add lines 18 and 19. Include this amount on Schedule 1 (Form 1040), Part I, line 8z, and enter "HSA" and the amount on the dotted line	20	
21	Additional tax. Multiply line 20 by 10% (0.10). Include this amount in the total on Schedule 2 (Form 1040), Part II, line 17d	21	



DELAWARE 2021

DIVISION OF REVENUE F O R M PIT-RES

DELAWARE INDIVIDUAL RESIDENT INCOME TAX RETURN



For Fiscal Year beginning _____ and ending _____

Your Taxpayer ID
0 7 1 1 7 6 8 6 5

Spouse Taxpayer ID

Amended Return
Must include page 3

Your First Name M.I. Last Name Suffix
SRUTHI POLKAMPALLY

Spouse First Name M.I. Last Name Suffix

Filing Status (Must check one)


1. Single, Divorced, Widow(er) 2. Joint 3. Married & Filing Separate Forms
4. Married & Filing Combined Separate on this form 5. Head of Household

Present Home Address (Number and Street) Apartment # Form PIT-UND
14 CAPANO DR C3
City State Zip Code Attached
NEWARK DE 19702

If you were a part-year resident in 2021, give the dates you resided in Delaware:
mm-dd-yyyy mm-dd-yyyy

Column A is for Spouse information, Filing status 4 only. All other filing status use Column B.

	COLUMN A	COLUMN B
+ SECTION A - ADDITIONS		
1. FEDERAL AGI AMOUNT FROM FEDERAL FORM 1040	.00 1.	73292 .00
2. INTEREST ON STATE & LOCAL OBLIGATIONS OTHER THAN DELAWARE	.00 2.	.00
3. FIDUCIARY ADJUSTMENT, OIL DEPLETION	.00 3.	.00
4. TOTAL - Add Lines 1 through 3	.00 4.	73292 .00
- SECTION B - SUBTRACTIONS		
5. INTEREST RECEIVED ON U.S. OBLIGATIONS	.00 5.	.00
6. PENSION/RETIREMENT EXCLUSIONS (For a definition of eligible income, see instructions)	.00 6.	.00
7. DELAWARE STATE TAX REFUND, FIDUCIARY ADJUSTMENT, WORK OPPORTUNITY TAX CREDIT, DELAWARE NOL CARRYFORWARD, ETC. (See instructions)	.00 7.	.00
8. TAXABLE SOCIAL SECURITY/RR RETIREMENT BENEFITS/HIGHER EDUCATION EXCLUSION/CERTAIN LUMP SUM DISTRIBUTIONS (See instructions)	.00 8.	.00
9. Add Lines 5 through 8	.00 9.	.00
10. Subtract Line 9 from Line 4	.00 10.	73292 .00
11. EXCLUSION FOR CERTAIN PERSONS 60 AND OVER OR DISABLED (See instructions)	.00 11.	.00
12. DELAWARE ADJUSTED GROSS INCOME. Subtract Line 11 from Line 10. Enter here.	.00 12.	73292 .00
≡ SECTION C - DEDUCTIONS		
If columns A and B are used and you are unable to specifically allocate deductions between spouses, you must prorate in accordance with income.		
13. TOTAL ITEMIZED DEDUCTIONS FROM DELAWARE SCHEDULE A (Must attach PIT-RSA)	.00 13.	.00
14. FOREIGN TAXES PAID (See instructions)	.00 14.	.00
15. CHARITABLE MILEAGE DEDUCTION (See instructions)	.00 15.	.00
16. SUBTOTAL - Add Line 13 through Line 15	.00 16.	.00
17. FORM PIT-CRS TAX CREDIT ADJUSTMENT (See instructions)	.00 17.	.00
18. NET ITEMIZED DEDUCTIONS - Subtract Line 17 from Line 16. Enter here and on Line 19 (See instructions)	.00 18.	.00
19. If you elect the DELAWARE STANDARD DEDUCTION check here		
a. <input checked="" type="checkbox"/> Filing Statuses 1, 3, & 5 enter \$3250 in Column B; Filing Status 2 enter \$6500 in Column B; Filing Status 4 enter \$3250 in Column A and in Column B		
If you elect DELAWARE ITEMIZED DEDUCTIONS check here		
b. Filing Statuses 1, 2, 3, and 5, enter itemized deductions from Line 18 in Column B; Filing Status 4 enter itemized deductions from Line 18 in Columns A and B		
	.00 19.	3250 .00
20. ADDITIONAL STANDARD DEDUCTIONS (Not Allowed with Itemized Deductions - see instructions) Multiply the number of boxes checked below by \$2500. If you are filing a combined separate return (Filing status 4), enter the total for each appropriate column. All others enter total in Column B. Column A - if Spouse was: 65 or over blind Column B - if You were: 65 or over blind	.00 20.	.00
21. TOTAL DEDUCTIONS - Add Line 19 and Line 20 and enter here.	.00 21.	3250 .00
□□ SECTION D - CALCULATIONS		
22. TAXABLE INCOME - Subtract Line 21 from Line 12, and compute tax on this amount	.00 22.	70042 .00
23. TAX LIABILITY FROM TAX RATE TABLE/SCHEDULE (See instructions)	.00 23.	3606 .00
24. TAX ON LUMP SUM DISTRIBUTION (Form PIT-STC)	.00 24.	.00



DELAWARE 2021

DIVISION OF REVENUE F O R M PIT-RES

DELAWARE INDIVIDUAL RESIDENT INCOME TAX RETURN



Column A is for Spouse information, Filing status 4 only. All other filing status use Column B.

	COLUMN A		COLUMN B
25. TOTAL TAX - Add Line 23 and Line 24	25.	.00	25. 3606 .00
26a. PERSONAL CREDITS Enter number of exemptions 1 x \$110 On Line 26a, enter the number of exemptions for: Column A Column B 1	26a.	.00	26a. 110 .00
26b. CHECK BOXES Spouse 60 or over (Column A) Self 60 or over (Column B) Enter number of boxes checked on Line 26b x \$110	26b.	.00	26b. .00
27. TAX IMPOSED BY OTHER STATES (Must attach copy of PIT-RSS and other state return.)	27.	.00	27. .00
28. VOLUNTEER FIREFIGHTER CO. # Spouse (Column A) Self (Column B) Enter credit amount	28.	.00	28. .00
29. OTHER NON-REFUNDABLE CREDITS (See instructions)	29.	.00	29. .00
30. CHILD CARE CREDIT . Must attach Form 2441. (Enter 50% of Federal credit)	30.	.00	30. .00
31. TOTAL NON-REFUNDABLE CREDITS (See instructions)	31.	.00	31. 110 .00
32. BALANCE - Subtract Line 31 from Line 25. If Line 31 is greater than Line 25, enter 0.	32.	.00	32. 3496 .00
33. EARNED INCOME TAX CREDIT . REFUNDABLE NON-REFUNDABLE (See instructions)	33.	.00	33. .00
34. DELAWARE TAX WITHHELD (Attach W2s/1099s)	34.	.00	34. 3815 .00
35. ESTIMATED TAX PAID & PAYMENTS WITH EXTENSIONS	35.	.00	35. .00
36. S CORP PAYMENTS	36.	.00	36. .00
37. REFUNDABLE BUSINESS CREDITS	37.	.00	37. .00
38. CAPITAL GAINS TAX PAYMENTS (Attach form REW-EST)	38.	.00	38. .00
39. TOTAL REFUNDABLE CREDITS If this is an amended return, enter Line 39 then proceed to Line 47 on page 3 (See instructions)	39.	.00	39. 3815 .00
40. BALANCE DUE If Line 33 plus Line 39 is less than or equal to Line 32, Subtract the sum of Line 33 and Line 39 from Line 32.	40.	.00	40. 0 .00
41. OVERPAYMENT If Line 33 plus Line 39 is greater than Line 32, Subtract Line 32 from the sum of Line 33 and Line 39.	41.	.00	41. 319 .00
42. CONTRIBUTIONS TO SPECIAL FUNDS . If electing a contribution, complete and attach PIT-RSS.	42.	.00	42. .00
43. AMOUNT OF LINE 41 TO BE APPLIED TO 2022 ESTIMATED TAX ACCOUNT	43.	.00	43. .00
44. PENALTIES AND INTEREST DUE . If Line 40 is greater than \$800, see estimated tax instructions	44.	.00	44. .00
45. NET BALANCE DUE . For Filing Status 4, see instructions. For all other filing statuses Add Line 40, Line 42, and Line 44.	45.	.00	45. .00
46. NET REFUND . For Filing Status 4, see instructions. For all other filing statuses, Subtract Line 42, Line 43, and Line 44 from Line 41.	46.	.00	46. 319 .00

SECTION E - DIRECT DEPOSIT INFORMATION

If you would like your refund deposited directly to your checking or savings account, complete Section E below. See instructions for details.

ACCOUNT TYPE	ROUTING NUMBER	ACCOUNT NUMBER
<input checked="" type="checkbox"/> CHECKING		
<input type="checkbox"/> SAVINGS	0 1 1 9 0 0 2 5 4	3 8 5 0 2 2 8 8 7 8 6 1

Is this refund going to or through an account that is located outside of the United States?
 YES NO

DMV STATE ID #

BE SURE TO SIGN YOUR RETURN BELOW AND KEEP A COPY FOR YOUR RECORDS

 YOUR SIGNATURE DATE

 SPOUSE SIGNATURE DATE

HOME PHONE NUMBER BUSINESS PHONE NUMBER
 _____ (860) 351-3234

@ EMAIL ADDRESS

PAID PREPARER INFORMATION

SYAM PRIYA RAM SAGAR GUPTA TALLAM 03/17/2022

PAID PREPARER SIGNATURE DATE

ADDRESS

2530 PEBBLE CREEK LN

CITY STATE ZIP CODE

CUMMING GA 30041

EIN, SSN or PTIN PHONE NUMBER

301017196 (678) 965-9522

@ EMAIL ADDRESS


SYAM@GTAXFILE.COM

BALANCE DUE WITH PAYMENT ENCLOSED (LINE 45)
 MAIL COMPLETED FORM TO:
 Delaware Division of Revenue
 PO Box 508, Wilmington, DE 19899-0508
 Make check payable to: Delaware Division of Revenue

REFUND (LINE 46)
 MAIL COMPLETED FORM TO:
 Delaware Division of Revenue
 PO Box 8710
 Wilmington, DE 19899-8710

ALL OTHER RETURNS
 MAIL COMPLETED FORM TO:
 Delaware Division of Revenue
 PO Box 8711
 Wilmington, DE 19899-8711

PLEASE REMEMBER TO ATTACH W-2, 1099-R AND APPROPRIATE SUPPORTING SCHEDULES WHEN FILING YOUR RETURN



DELAWARE 2021

DIVISION OF REVENUE FORM
PIT-RES

DELAWARE INDIVIDUAL RESIDENT INCOME TAX RETURN



FOR AMENDED RETURNS ONLY

COLUMN A

COLUMN B

47. TOTAL REFUNDABLE CREDITS - Add Line 39 and any EITC on Line 33.	47.	.00	47.	.00
48. AMOUNT PAID ON ORIGINAL RETURN	48.	.00	48.	.00
49. SUBTOTAL. Add Lines 47 and 48.	49.	.00	49.	.00
50. REFUND RECEIVED (If any, see instructions)	50.	.00	50.	.00
Estimated tax carryover and/or Special Funds contributions as shown on original return	51.	.00	51.	.00
52. Subtract Line 50 and Line 51 from Line 49.	52.	.00	52.	.00
53. BALANCE DUE. If Line 32 is greater than Line 52, Subtract 52 from 32.	53.	.00	53.	.00
54. OVERPAYMENT. If Line 52 is greater than Line 32, Subtract 32 from 52.	54.	.00	54.	.00
55. AMOUNT OF LINE 54 TO BE APPLIED TO YOUR ESTIMATED TAX ACCOUNT (See instructions)		55.		.00
56. PENALTIES AND INTEREST DUE		56.		.00
57. NET BALANCE DUE For Filing Status 4, see instructions. For all other filing statuses Add Line 53, Line 55, and Line 56.		57.		.00
58. NET REFUND For Filing Status 4, see instructions. For all other filing statuses, Subtract Line 55 and Line 56 from Line 54.		58.		.00

59. Is an amended Federal return being filed? **Yes** **No**
 If no, please explain. If the changes pertain to the DE return only, list the line numbers being amended.

60. Has the Delaware Division of Revenue advised you your original return is being audited? **Yes** **No**
61. Is this amended return being filed as a protective claim? **Yes** **No**


A detailed explanation of all changes must be provided in this space. All supporting schedules and/or documentation must be attached.

**NET BALANCE DUE WITH
PAYMENT ENCLOSED (LINE 57)**
MAIL COMPLETED FORM TO:
 Delaware Division of Revenue
 PO Box 508, Wilmington, DE 19899-0508
 Make check payable to: Delaware Division of Revenue

NET REFUND (LINE 58)
MAIL COMPLETED FORM TO:
 Delaware Division of Revenue
 PO Box 8710
 Wilmington, DE 19899-8710

ALL OTHER RETURNS
MAIL COMPLETED FORM TO:
 Delaware Division of Revenue
 PO Box 8711
 Wilmington, DE 19899-8711

PLEASE REMEMBER TO ATTACH W-2, 1099-R AND APPROPRIATE SUPPORTING SCHEDULES WHEN FILING YOUR RETURN



DELAWARE 2021

DIVISION OF REVENUE F O R M PIT-RSS

DELAWARE RESIDENT SCHEDULES



FIRST NAME

LAST NAME

TAXPAYER ID

SRUTHI

POLKAMPALLY

0 7 1 1 7 6 8 6 5

Columns: Column A is reserved for the spouse of those couples choosing filing status 4. (Reconcile your Federal totals to the appropriate individual. See instructions for worksheet.) Taxpayers using filing statuses 1,2,3, or 5 are to complete Column B only.

DE SCHEDULE I - CREDIT FOR INCOME TAXES PAID TO ANOTHER STATE

Enter the credit in the highest to lowest amount order.

Filing Status 4 ONLY
Spouse Information
COLUMN A

All other filing statuses
You or You plus Spouse
COLUMN B

See the instructions and complete the worksheet prior to completing DE Schedule I.

1.	Tax imposed by State of	(Enter 2 character state name)	1.	.00	1.	.00
2.	Tax imposed by State of	(Enter 2 character state name)	2.	.00	2.	.00
3.	Tax imposed by State of	(Enter 2 character state name)	3.	.00	3.	.00
4.	Tax imposed by State of	(Enter 2 character state name)	4.	.00	4.	.00
5.	Tax imposed by State of	(Enter 2 character state name)	5.	.00	5.	.00
6.	Enter the total here and on PIT-RES Page 2, Line 27. You must attach a copy of the other state return(s) with your Delaware tax return		6.	.00	6.	.00

DE SCHEDULE II - EARNED INCOME TAX CREDIT (EITC)

Complete the Earned Income Tax Credit for each child YOU CLAIMED the Earned Income Credit for on your federal return.

QUALIFYING CHILD INFORMATION

7a. CHILD'S FIRST NAME

7b. CHILD'S LAST NAME

8. CHILD'S SSN

9. CHILD'S DATE OF BIRTH

10.	Was the child under age 24 at the end of 2021, a student, and younger than you (or your spouse, if filing jointly)?	CHILD 1		CHILD 2		CHILD 3	
		Yes	No	Yes	No	Yes	No
11.	Was the child permanently and totally disabled during any part of 2021?	CHILD 1		CHILD 2		CHILD 3	
		Yes	No	Yes	No	Yes	No
12.	DELAWARE STATE INCOME TAX LESS NON-REFUNDABLE CREDITS - Enter the higher tax amount from Column A or Column B of PIT-RES Line 32					12.	.00
13.	FEDERAL EARNED INCOME TAX CREDIT (EITC) - Enter amount from IRS form 1040 or 1040-SR, Line 27					13.	.00
14.	REFUNDABLE EITC CALCULATION - Multiply Line 13 x 0.045 and enter here					14.	.00
15.	NON-REFUNDABLE EITC CALCULATION - Multiply Line 13 x 0.20 and enter here					15.	.00
16.	REFUNDABLE EITC - If Line 14 is greater than or equal to Line 12, enter the amount from Line 14 here and on Line 33 of Form PIT-RES and check the refundable box on Line 33 of Form PIT-RES					16.	.00
17.	NON-REFUNDABLE EITC - If Line 14 is less than Line 12, compare Line 12 to Line 15, enter the smaller amount here and on Line 33 of PIT-RES, and check the non-refundable box on Line 33 of PIT-RES					17.	.00


DE SCHEDULE III - CONTRIBUTIONS TO SPECIAL FUNDS

See the instructions for ALL required documentation to attach.

See instructions for a description of each worthwhile fund listed below.

18.	A. Non-Game Wildlife	.00	H. DE National Guard	.00	O. Senior Trust Fund	.00	
	B. Beau Biden Fund	.00	I. Juvenile Diabetes Fund	.00	P. Veterans Trust Fund	.00	
	C. Emergency Housing	.00	J. Multiple Sclerosis Soc.	.00	Q. Protect DE's Child Fund	.00	
	D. Breast Cancer Edu.	.00	K. Ovarian Cancer Fndn	.00	R. Food Bank of DE	.00	
	E. Organ Donations	.00	L. 21st Fund for Children	.00	S. DE Hab For Humanity	.00	
	F. Diabetes Education	.00	M. White Clay Creek	.00	T. B+ Childhood Cancer	.00	
	G. Veterans Home	.00	N. Home of the Brave	.00	U. Combined Campaign for Justice	.00	
19.	Enter the total Contribution amount here and on PIT-RES, Line 42					19.	.00

This page MUST be sent in with your Delaware return if any of the schedules (above) are completed.



DELAWARE 2021
 DIVISION OF REVENUE F O R M
 PIT-RSS
DELAWARE RESIDENT SCHEDULES



DE SCHEDULE IV - W-2 AND 1099-R INFORMATION

Complete this Schedule listing all of your, and if applicable, your spouse's, forms W-2 and 1099-R showing Delaware Income Tax withheld. Forms W-2 and 1099-R showing income tax withheld must still be attached to the front of your return if you elect to file by paper. Failure to do so may delay the processing of your return.

TYPE	EMPLOYER NAME	EMPLOYER TAXPAYER ID	STATE	STATE WAGES	STATE WITHHOLDING	TAXPAYER OR SPOUSE
IR.SW2	CONJUNCT BUS PROC OPTIMIZATION SVCS, INC	742884791	DE	79788	3815	X Taxpayer Spouse Taxpayer Spouse Taxpayer Spouse Taxpayer Spouse Taxpayer Spouse Taxpayer Spouse Taxpayer Spouse Taxpayer Spouse Taxpayer Spouse Taxpayer Spouse Taxpayer Spouse Taxpayer Spouse Taxpayer Spouse

DE SCHEDULE V - DELAWARE S CORPORATION PAYMENTS

Complete this Schedule by listing all estimated Delaware tax payments made by an S Corporation on behalf of you or your spouse. Failure to do so may delay the processing of your return.

S CORPORATION FEIN	NAME OF S CORPORATION	PAYEE ID	AMOUNT OF ESTIMATED PAYMENT
--------------------	-----------------------	----------	-----------------------------

