

Filing Status Single Married filing jointly Married filing separately (MFS) Head of household (HOH) Qualifying widow(er) (QW)
 Check only one box. If you checked the MFS box, enter the name of your spouse. If you checked the HOH or QW box, enter the child's name if the qualifying person is a child but not your dependent ▶

Your first name and middle initial VENKATESWARLU		Last name THAMMINENI		Your social security number 039-84-1775	
If joint return, spouse's first name and middle initial HARSHITHA		Last name THAMMINENI		Spouse's social security number 954-98-7237	
Home address (number and street). If you have a P.O. box, see instructions. 12203 ENCANTO DR				Apt. no. A	
City, town, or post office. If you have a foreign address, also complete spaces below. MARYLAND HEIGHTS			State MO		ZIP code 63043
Foreign country name		Foreign province/state/county		Foreign postal code	

Presidential Election Campaign
 Check here if you, or your spouse if filing jointly, want \$3 to go to this fund. Checking a box below will not change your tax or refund.
 You Spouse

At any time during 2021, did you receive, sell, exchange, or otherwise dispose of any financial interest in any virtual currency? Yes No

Standard Deduction **Someone can claim:** You as a dependent Your spouse as a dependent Spouse itemizes on a separate return or you were a dual-status alien

Age/Blindness **You:** Were born before January 2, 1957 Are blind **Spouse:** Was born before January 2, 1957 Is blind

Dependents (see instructions):

If more than four dependents, see instructions and check here ▶ <input type="checkbox"/>	(1) First name Last name		(2) Social security number	(3) Relationship to you	(4) <input checked="" type="checkbox"/> if qualifies for (see instructions):	
	(1) First name	Last name			Child tax credit	Credit for other dependents
	JAISHWI	THAMMINENI	843-37-8417	Daughter	<input checked="" type="checkbox"/>	<input type="checkbox"/>
	ISHAAN	THAMMINENI	726-92-6070	Son	<input checked="" type="checkbox"/>	<input type="checkbox"/>
					<input type="checkbox"/>	<input type="checkbox"/>
					<input type="checkbox"/>	<input type="checkbox"/>

Attach Sch. B if required. Standard Deduction for— • Single or Married filing separately, \$12,550 • Married filing jointly or Qualifying widow(er), \$25,100 • Head of household, \$18,800 • If you checked any box under <i>Standard Deduction</i> , see instructions.	1	Wages, salaries, tips, etc. Attach Form(s) W-2		1	123,431.
	2a	Tax-exempt interest	2a	b Taxable interest	2b 0.
	3a	Qualified dividends	3a 34.	b Ordinary dividends	3b 34.
	4a	IRA distributions	4a	b Taxable amount	4b
	5a	Pensions and annuities	5a	b Taxable amount	5b
	6a	Social security benefits	6a	b Taxable amount	6b
	7	Capital gain or (loss). Attach Schedule D if required. If not required, check here ▶ <input type="checkbox"/>			7 1,324.
	8	Other income from Schedule 1, line 10			8 -10,050.
	9	Add lines 1, 2b, 3b, 4b, 5b, 6b, 7, and 8. This is your total income ▶			9 114,739.
	10	Adjustments to income from Schedule 1, line 26			10
	11	Subtract line 10 from line 9. This is your adjusted gross income ▶			11 114,739.
	12a	Standard deduction or itemized deductions (from Schedule A)	12a 25,100.		
	b	Charitable contributions if you take the standard deduction (see instructions)	12b 600.		
	c	Add lines 12a and 12b			12c 25,700.
	13	Qualified business income deduction from Form 8995 or Form 8995-A			13
14	Add lines 12c and 13			14 25,700.	
15	Taxable income. Subtract line 14 from line 11. If zero or less, enter -0-			15 89,039.	

16	Tax (see instructions). Check if any from Form(s): 1 <input type="checkbox"/> 8814 2 <input type="checkbox"/> 4972 3 <input type="checkbox"/> _____	16	11,083.																				
17	Amount from Schedule 2, line 3	17																					
18	Add lines 16 and 17	18	11,083.																				
19	Nonrefundable child tax credit or credit for other dependents from Schedule 8812	19																					
20	Amount from Schedule 3, line 8	20																					
21	Add lines 19 and 20	21																					
22	Subtract line 21 from line 18. If zero or less, enter -0-	22	11,083.																				
23	Other taxes, including self-employment tax, from Schedule 2, line 21	23	0.																				
24	Add lines 22 and 23. This is your total tax	24	11,083.																				
25	Federal income tax withheld from:																						
a	Form(s) W-2	25a	9,893.																				
b	Form(s) 1099	25b																					
c	Other forms (see instructions)	25c																					
d	Add lines 25a through 25c	25d	9,893.																				
26	2021 estimated tax payments and amount applied from 2020 return	26																					
27a	Earned income credit (EIC) Check here if you were born after January 1, 1998, and before January 2, 2004, and you satisfy all the other requirements for taxpayers who are at least age 18, to claim the EIC. See instructions <input type="checkbox"/>	27a																					
b	Nontaxable combat pay election	27b																					
c	Prior year (2019) earned income	27c																					
28	Refundable child tax credit or additional child tax credit from Schedule 8812	28	3,600.																				
29	American opportunity credit from Form 8863, line 8	29																					
30	Recovery rebate credit. See instructions	30																					
31	Amount from Schedule 3, line 15	31																					
32	Add lines 27a and 28 through 31. These are your total other payments and refundable credits	32	3,600.																				
33	Add lines 25d, 26, and 32. These are your total payments	33	13,493.																				
Refund	34 If line 33 is more than line 24, subtract line 24 from line 33. This is the amount you overpaid	34	2,410.																				
	35a Amount of line 34 you want refunded to you . If Form 8888 is attached, check here <input type="checkbox"/>	35a	2,410.																				
Direct deposit? See instructions.	b Routing number <table border="1"><tr><td>X</td><td>X</td><td>X</td><td>X</td><td>X</td><td>X</td><td>X</td><td>X</td><td>X</td><td>X</td><td>X</td><td>X</td><td>X</td><td>X</td><td>X</td><td>X</td><td>X</td><td>X</td><td>X</td><td>X</td></tr></table> c Type: <input type="checkbox"/> Checking <input type="checkbox"/> Savings	X	X	X	X	X	X	X	X	X	X	X	X	X	X	X	X	X	X	X	X		
X	X	X	X	X	X	X	X	X	X	X	X	X	X	X	X	X	X	X	X				
	d Account number <table border="1"><tr><td>X</td><td>X</td><td>X</td><td>X</td><td>X</td><td>X</td><td>X</td><td>X</td><td>X</td><td>X</td><td>X</td><td>X</td><td>X</td><td>X</td><td>X</td><td>X</td><td>X</td><td>X</td><td>X</td><td>X</td></tr></table>	X	X	X	X	X	X	X	X	X	X	X	X	X	X	X	X	X	X	X	X		
X	X	X	X	X	X	X	X	X	X	X	X	X	X	X	X	X	X	X	X				
	36 Amount of line 34 you want applied to your 2022 estimated tax	36																					
Amount You Owe	37 Amount you owe . Subtract line 33 from line 24. For details on how to pay, see instructions	37																					
	38 Estimated tax penalty (see instructions)	38																					

If you have a qualifying child, attach Sch. EIC.

Third Party Designee Do you want to allow another person to discuss this return with the IRS? See instructions **Yes**. Complete below. **No**

Designee's name _____ Phone no. _____ Personal identification number (PIN) _____

Sign Here Under penalties of perjury, I declare that I have examined this return and accompanying schedules and statements, and to the best of my knowledge and belief, they are true, correct, and complete. Declaration of preparer (other than taxpayer) is based on all information of which preparer has any knowledge.

Your signature	Date	Your occupation SOFTWARE ENGINEER	If the IRS sent you an Identity Protection PIN, enter it here (see inst.)
Spouse's signature. If a joint return, both must sign.	Date	Spouse's occupation HOME MAKER	If the IRS sent your spouse an Identity Protection PIN, enter it here (see inst.)

Phone no. (720) 419-4553 Email address _____

Paid Preparer Use Only

Preparer's name SYAM PRIYA RAM SAGAR GUPTA TALLAM	Preparer's signature SYAM PRIYA RAM SAGAR GUPTA TALLAM	Date 04/12/2022	PTIN P02082703	Check if: <input type="checkbox"/> Self-employed
Firm's name GLOBAL TAXES LLC	Firm's address 2530 Pebble Creek Ln Cumming GA 30041		Phone no. (678) 965-9522	Firm's EIN 30-1017196

**SCHEDULE 1
(Form 1040)**

Department of the Treasury
Internal Revenue Service

Additional Income and Adjustments to Income

▶ Attach to Form 1040, 1040-SR, or 1040-NR.
▶ Go to www.irs.gov/Form1040 for instructions and the latest information.

OMB No. 1545-0074

2021
Attachment
Sequence No. **01**

Name(s) shown on Form 1040, 1040-SR, or 1040-NR
VENKATESWARLU & HARSHITHA THAMMINENI

Your social security number
039-84-1775

Part I Additional Income

1	Taxable refunds, credits, or offsets of state and local income taxes	1	
2a	Alimony received	2a	
b	Date of original divorce or separation agreement (see instructions) ▶ _____		
3	Business income or (loss). Attach Schedule C	3	
4	Other gains or (losses). Attach Form 4797	4	
5	Rental real estate, royalties, partnerships, S corporations, trusts, etc. Attach Schedule E	5	-10,050.
6	Farm income or (loss). Attach Schedule F	6	
7	Unemployment compensation	7	
8	Other income:		
a	Net operating loss	8a	()
b	Gambling income	8b	
c	Cancellation of debt	8c	
d	Foreign earned income exclusion from Form 2555	8d	()
e	Taxable Health Savings Account distribution	8e	
f	Alaska Permanent Fund dividends	8f	
g	Jury duty pay	8g	
h	Prizes and awards	8h	
i	Activity not engaged in for profit income	8i	
j	Stock options	8j	
k	Income from the rental of personal property if you engaged in the rental for profit but were not in the business of renting such property	8k	
l	Olympic and Paralympic medals and USOC prize money (see instructions)	8l	
m	Section 951(a) inclusion (see instructions)	8m	
n	Section 951A(a) inclusion (see instructions)	8n	
o	Section 461(l) excess business loss adjustment	8o	
p	Taxable distributions from an ABLE account (see instructions)	8p	
z	Other income. List type and amount ▶ _____	8z	
9	Total other income. Add lines 8a through 8z	9	
10	Combine lines 1 through 7 and 9. Enter here and on Form 1040, 1040-SR, or 1040-NR, line 8	10	-10,050.

For Paperwork Reduction Act Notice, see your tax return instructions.

Schedule 1 (Form 1040) 2021

Part II Adjustments to Income

11	Educator expenses		11
12	Certain business expenses of reservists, performing artists, and fee-basis government officials. Attach Form 2106		12
13	Health savings account deduction. Attach Form 8889		13
14	Moving expenses for members of the Armed Forces. Attach Form 3903		14
15	Deductible part of self-employment tax. Attach Schedule SE		15
16	Self-employed SEP, SIMPLE, and qualified plans		16
17	Self-employed health insurance deduction		17
18	Penalty on early withdrawal of savings		18
19a	Alimony paid		19a
b	Recipient's SSN	▶	
c	Date of original divorce or separation agreement (see instructions) ▶		
20	IRA deduction		20
21	Student loan interest deduction		21
22	Reserved for future use		22
23	Archer MSA deduction		23
24	Other adjustments:		
a	Jury duty pay (see instructions)	24a	
b	Deductible expenses related to income reported on line 8k from the rental of personal property engaged in for profit	24b	
c	Nontaxable amount of the value of Olympic and Paralympic medals and USOC prize money reported on line 8l	24c	
d	Reforestation amortization and expenses	24d	
e	Repayment of supplemental unemployment benefits under the Trade Act of 1974	24e	
f	Contributions to section 501(c)(18)(D) pension plans	24f	
g	Contributions by certain chaplains to section 403(b) plans	24g	
h	Attorney fees and court costs for actions involving certain unlawful discrimination claims (see instructions)	24h	
i	Attorney fees and court costs you paid in connection with an award from the IRS for information you provided that helped the IRS detect tax law violations	24i	
j	Housing deduction from Form 2555	24j	
k	Excess deductions of section 67(e) expenses from Schedule K-1 (Form 1041)	24k	
z	Other adjustments. List type and amount ▶	24z	
25	Total other adjustments. Add lines 24a through 24z		25
26	Add lines 11 through 23 and 25. These are your adjustments to income . Enter here and on Form 1040 or 1040-SR, line 10, or Form 1040-NR, line 10a		26

SCHEDULE D
(Form 1040)

Capital Gains and Losses

OMB No. 1545-0074

2021

Attachment
Sequence No. **12**

Department of the Treasury
Internal Revenue Service (99)

▶ **Attach to Form 1040, 1040-SR, or 1040-NR.**
▶ **Go to www.irs.gov/ScheduleD for instructions and the latest information.**
▶ **Use Form 8949 to list your transactions for lines 1b, 2, 3, 8b, 9, and 10.**

Name(s) shown on return
VENKATESWARLU & HARSHITHA THAMMINENI

Your social security number
039-84-1775

Did you dispose of any investment(s) in a qualified opportunity fund during the tax year? **Yes** **No**
If "Yes," attach Form 8949 and see its instructions for additional requirements for reporting your gain or loss.

Part I Short-Term Capital Gains and Losses—Generally Assets Held One Year or Less (see instructions)

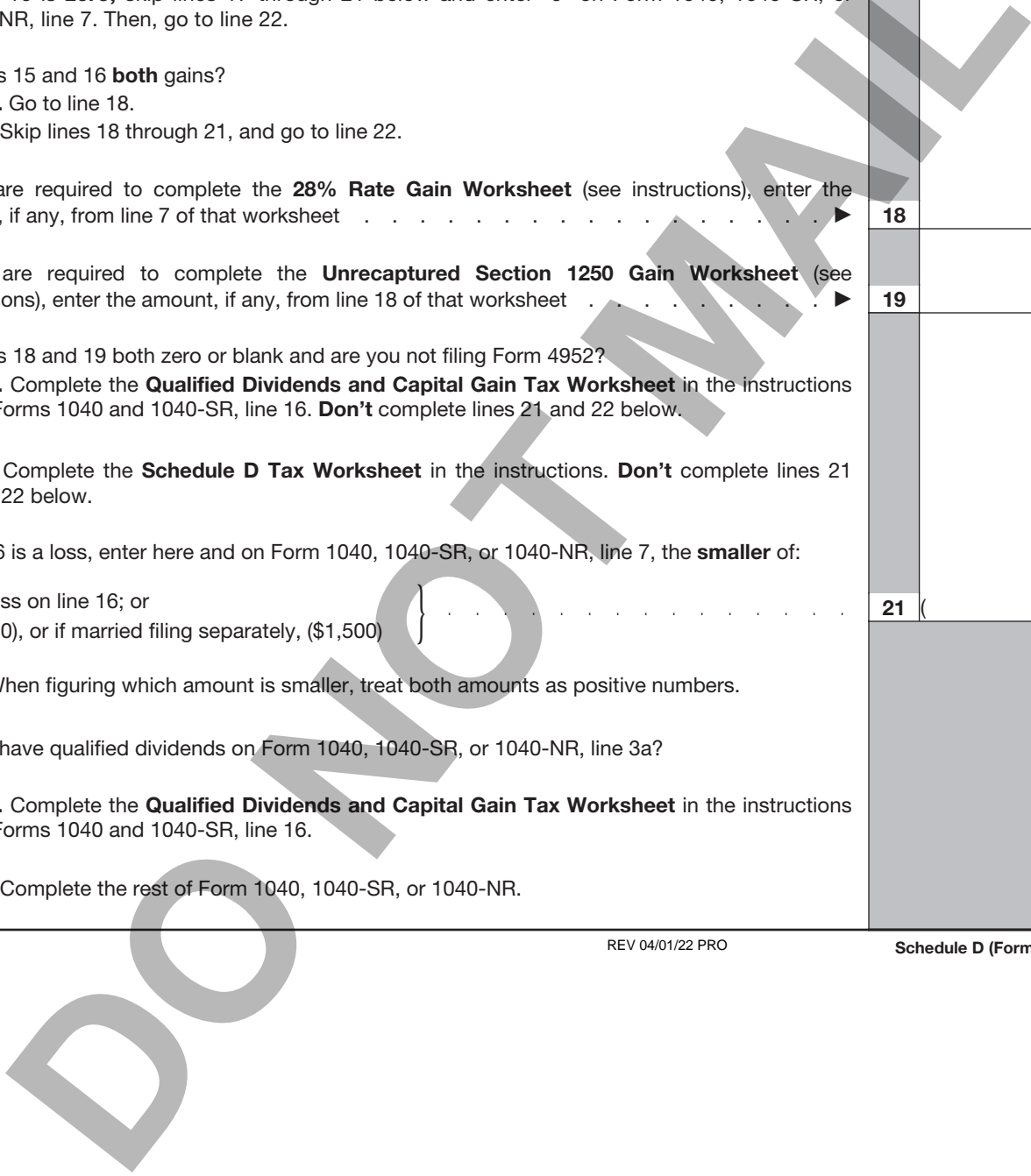
See instructions for how to figure the amounts to enter on the lines below. This form may be easier to complete if you round off cents to whole dollars.	(d) Proceeds (sales price)	(e) Cost (or other basis)	(g) Adjustments to gain or loss from Form(s) 8949, Part I, line 2, column (g)	(h) Gain or (loss) Subtract column (e) from column (d) and combine the result with column (g)
1a Totals for all short-term transactions reported on Form 1099-B for which basis was reported to the IRS and for which you have no adjustments (see instructions). However, if you choose to report all these transactions on Form 8949, leave this line blank and go to line 1b .				
1b Totals for all transactions reported on Form(s) 8949 with Box A checked	10,363.	9,039.		1,324.
2 Totals for all transactions reported on Form(s) 8949 with Box B checked				
3 Totals for all transactions reported on Form(s) 8949 with Box C checked				
4 Short-term gain from Form 6252 and short-term gain or (loss) from Forms 4684, 6781, and 8824				4
5 Net short-term gain or (loss) from partnerships, S corporations, estates, and trusts from Schedule(s) K-1				5
6 Short-term capital loss carryover. Enter the amount, if any, from line 8 of your Capital Loss Carryover Worksheet in the instructions				6 ()
7 Net short-term capital gain or (loss). Combine lines 1a through 6 in column (h). If you have any long-term capital gains or losses, go to Part II below. Otherwise, go to Part III on the back				7 1,324.

Part II Long-Term Capital Gains and Losses—Generally Assets Held More Than One Year (see instructions)

See instructions for how to figure the amounts to enter on the lines below. This form may be easier to complete if you round off cents to whole dollars.	(d) Proceeds (sales price)	(e) Cost (or other basis)	(g) Adjustments to gain or loss from Form(s) 8949, Part II, line 2, column (g)	(h) Gain or (loss) Subtract column (e) from column (d) and combine the result with column (g)
8a Totals for all long-term transactions reported on Form 1099-B for which basis was reported to the IRS and for which you have no adjustments (see instructions). However, if you choose to report all these transactions on Form 8949, leave this line blank and go to line 8b .				
8b Totals for all transactions reported on Form(s) 8949 with Box D checked				
9 Totals for all transactions reported on Form(s) 8949 with Box E checked				
10 Totals for all transactions reported on Form(s) 8949 with Box F checked				
11 Gain from Form 4797, Part I; long-term gain from Forms 2439 and 6252; and long-term gain or (loss) from Forms 4684, 6781, and 8824				11
12 Net long-term gain or (loss) from partnerships, S corporations, estates, and trusts from Schedule(s) K-1				12
13 Capital gain distributions. See the instructions				13
14 Long-term capital loss carryover. Enter the amount, if any, from line 13 of your Capital Loss Carryover Worksheet in the instructions				14 ()
15 Net long-term capital gain or (loss). Combine lines 8a through 14 in column (h). Then, go to Part III on the back				15

Part III Summary

16	Combine lines 7 and 15 and enter the result	16	1,324.
	<ul style="list-style-type: none"> • If line 16 is a gain, enter the amount from line 16 on Form 1040, 1040-SR, or 1040-NR, line 7. Then, go to line 17 below. • If line 16 is a loss, skip lines 17 through 20 below. Then, go to line 21. Also be sure to complete line 22. • If line 16 is zero, skip lines 17 through 21 below and enter -0- on Form 1040, 1040-SR, or 1040-NR, line 7. Then, go to line 22. 		
17	Are lines 15 and 16 both gains? <input type="checkbox"/> Yes. Go to line 18. <input checked="" type="checkbox"/> No. Skip lines 18 through 21, and go to line 22.		
18	If you are required to complete the 28% Rate Gain Worksheet (see instructions), enter the amount, if any, from line 7 of that worksheet ▶	18	
19	If you are required to complete the Unrecaptured Section 1250 Gain Worksheet (see instructions), enter the amount, if any, from line 18 of that worksheet ▶	19	
20	Are lines 18 and 19 both zero or blank and are you not filing Form 4952? <input type="checkbox"/> Yes. Complete the Qualified Dividends and Capital Gain Tax Worksheet in the instructions for Forms 1040 and 1040-SR, line 16. Don't complete lines 21 and 22 below. <input type="checkbox"/> No. Complete the Schedule D Tax Worksheet in the instructions. Don't complete lines 21 and 22 below.		
21	If line 16 is a loss, enter here and on Form 1040, 1040-SR, or 1040-NR, line 7, the smaller of: <ul style="list-style-type: none"> • The loss on line 16; or • (\$3,000), or if married filing separately, (\$1,500) } 	21	()
	Note: When figuring which amount is smaller, treat both amounts as positive numbers.		
22	Do you have qualified dividends on Form 1040, 1040-SR, or 1040-NR, line 3a? <input checked="" type="checkbox"/> Yes. Complete the Qualified Dividends and Capital Gain Tax Worksheet in the instructions for Forms 1040 and 1040-SR, line 16. <input type="checkbox"/> No. Complete the rest of Form 1040, 1040-SR, or 1040-NR.		



Sales and Other Dispositions of Capital Assets

Department of the Treasury
Internal Revenue Service

► Go to www.irs.gov/Form8949 for instructions and the latest information.
► File with your Schedule D to list your transactions for lines 1b, 2, 3, 8b, 9, and 10 of Schedule D.

Name(s) shown on return: **VENKATESWARLU & HARSHITHA THAMMINENI**
Social security number or taxpayer identification number: **039-84-1775**

Before you check Box A, B, or C below, see whether you received any Form(s) 1099-B or substitute statement(s) from your broker. A substitute statement will have the same information as Form 1099-B. Either will show whether your basis (usually your cost) was reported to the IRS by your broker and may even tell you which box to check.

Part I Short-Term. Transactions involving capital assets you held 1 year or less are generally short-term (see instructions). For long-term transactions, see page 2.

Note: You may aggregate all short-term transactions reported on Form(s) 1099-B showing basis was reported to the IRS and for which no adjustments or codes are required. Enter the totals directly on Schedule D, line 1a; you aren't required to report these transactions on Form 8949 (see instructions).

You must check Box A, B, or C below. Check only one box. If more than one box applies for your short-term transactions, complete a separate Form 8949, page 1, for each applicable box. If you have more short-term transactions than will fit on this page for one or more of the boxes, complete as many forms with the same box checked as you need.

- (A)** Short-term transactions reported on Form(s) 1099-B showing basis was reported to the IRS (see **Note** above)
- (B)** Short-term transactions reported on Form(s) 1099-B showing basis **wasn't** reported to the IRS
- (C)** Short-term transactions not reported to you on Form 1099-B

1	(a) Description of property (Example: 100 sh. XYZ Co.)	(b) Date acquired (Mo., day, yr.)	(c) Date sold or disposed of (Mo., day, yr.)	(d) Proceeds (sales price) (see instructions)	(e) Cost or other basis. See the Note below and see <i>Column (e)</i> in the separate instructions	Adjustment, if any, to gain or loss. If you enter an amount in column (g), enter a code in column (f). See the separate instructions.		(h) Gain or (loss). Subtract column (e) from column (d) and combine the result with column (g)	
						(f) Code(s) from instructions	(g) Amount of adjustment		
	AMERITRADE	01/01/21	12/31/21	10,363.	9,039.			1,324.	
2 Totals.	Add the amounts in columns (d), (e), (g), and (h) (subtract negative amounts). Enter each total here and include on your Schedule D, line 1b (if Box A above is checked), line 2 (if Box B above is checked), or line 3 (if Box C above is checked) ►				10,363.	9,039.			1,324.

Note: If you checked Box A above but the basis reported to the IRS was incorrect, enter in column (e) the basis as reported to the IRS, and enter an adjustment in column (g) to correct the basis. See *Column (g)* in the separate instructions for how to figure the amount of the adjustment.

**SCHEDULE E
(Form 1040)**

Supplemental Income and Loss

(From rental real estate, royalties, partnerships, S corporations, estates, trusts, REMICs, etc.)

OMB No. 1545-0074

2021
Attachment
Sequence No. **13**

Department of the Treasury
Internal Revenue Service (99)

▶ Attach to Form 1040, 1040-SR, 1040-NR, or 1041.

▶ Go to www.irs.gov/ScheduleE for instructions and the latest information.

Name(s) shown on return

VENKATESWARLU & HARSHITHA THAMMINENI

Your social security number

039-84-1775

Part I Income or Loss From Rental Real Estate and Royalties Note: If you are in the business of renting personal property, use Schedule C. See instructions. If you are an individual, report farm rental income or loss from Form 4835 on page 2, line 40.

A Did you make any payments in 2021 that would require you to file Form(s) 1099? See instructions Yes No

B If "Yes," did you or will you file required Form(s) 1099? Yes No

1a	Physical address of each property (street, city, state, ZIP code)				
A					
B					
C					
1b	Type of Property (from list below)	2 For each rental real estate property listed above, report the number of fair rental and personal use days. Check the QJV box only if you meet the requirements to file as a qualified joint venture. See instructions.	Fair Rental Days	Personal Use Days	QJV
A	3		300	0	<input type="checkbox"/>
B					<input type="checkbox"/>
C					<input type="checkbox"/>

Type of Property:

- 1 Single Family Residence 3 Vacation/Short-Term Rental 5 Land 7 Self-Rental
- 2 Multi-Family Residence 4 Commercial 6 Royalties 8 Other (describe)

Income:		Properties:		A	B	C
3	Rents received	3		500.		
4	Royalties received	4				
Expenses:						
5	Advertising	5				
6	Auto and travel (see instructions)	6				
7	Cleaning and maintenance	7		1,300.		
8	Commissions.	8				
9	Insurance	9				
10	Legal and other professional fees	10				
11	Management fees	11		1,100.		
12	Mortgage interest paid to banks, etc. (see instructions)	12				
13	Other interest.	13				
14	Repairs.	14		2,060.		
15	Supplies	15		2,500.		
16	Taxes	16				
17	Utilities.	17		3,590.		
18	Depreciation expense or depletion	18				
19	Other (list) ▶	19				
20	Total expenses. Add lines 5 through 19	20		10,550.		
21	Subtract line 20 from line 3 (rents) and/or 4 (royalties). If result is a (loss), see instructions to find out if you must file Form 6198	21		-10,050.		
22	Deductible rental real estate loss after limitation, if any, on Form 8582 (see instructions)	22		(10,050.)	()	()
23a	Total of all amounts reported on line 3 for all rental properties	23a		500.		
b	Total of all amounts reported on line 4 for all royalty properties	23b				
c	Total of all amounts reported on line 12 for all properties	23c				
d	Total of all amounts reported on line 18 for all properties	23d				
e	Total of all amounts reported on line 20 for all properties	23e		10,550.		
24	Income. Add positive amounts shown on line 21. Do not include any losses	24				
25	Losses. Add royalty losses from line 21 and rental real estate losses from line 22. Enter total losses here	25		(10,050.)		
26	Total rental real estate and royalty income or (loss). Combine lines 24 and 25. Enter the result here. If Parts II, III, IV, and line 40 on page 2 do not apply to you, also enter this amount on Schedule 1 (Form 1040), line 5. Otherwise, include this amount in the total on line 41 on page 2	26				-10,050.

For Paperwork Reduction Act Notice, see the separate instructions.

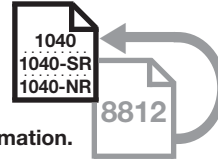
Schedule E (Form 1040) 2021

SCHEDULE 8812
(Form 1040)

Credits for Qualifying Children and Other Dependents

▶ Attach to Form 1040, 1040-SR, or 1040-NR.

▶ Go to www.irs.gov/Schedule8812 for instructions and the latest information.



OMB No. 1545-0074

2021

Attachment Sequence No. **47**

Department of the Treasury
Internal Revenue Service (99)

Name(s) shown on return

VENKATESWARLU & HARSHITHA THAMMINENI

Your social security number

039-84-1775

Part I-A Child Tax Credit and Credit for Other Dependents

1	Enter the amount from line 11 of your Form 1040, 1040-SR, or 1040-NR		1	114,739.
2a	Enter income from Puerto Rico that you excluded	2a		
b	Enter the amounts from lines 45 and 50 of your Form 2555	2b	0.	
c	Enter the amount from line 15 of your Form 4563	2c		
d	Add lines 2a through 2c	2d	0.	
3	Add lines 1 and 2d	3	114,739.	
4a	Number of qualifying children under age 18 with the required social security number	4a	2.	
b	Number of children included on line 4a who were under age 6 at the end of 2021	4b	2.	
c	Subtract line 4b from line 4a	4c	0.	
5	If line 4a is more than zero, enter the amount from the Line 5 Worksheet ; otherwise, enter -0-	5	7,200.	
6	Number of other dependents, including any qualifying children who are not under age 18 or who do not have the required social security number	6	0.	
Caution: Do not include yourself, your spouse, or anyone who is not a U.S. citizen, U.S. national, or U.S. resident alien. Also, do not include anyone you included on line 4a.				
7	Multiply line 6 by \$500	7		
8	Add lines 5 and 7	8	7,200.	
9	Enter the amount shown below for your filing status. • Married filing jointly—\$400,000 } • All other filing statuses—\$200,000 }	9	400,000.	
10	Subtract line 9 from line 3. • If zero or less, enter -0-. • If more than zero and not a multiple of \$1,000, enter the next multiple of \$1,000. For example, if the result is \$425, enter \$1,000; if the result is \$1,025, enter \$2,000, etc. }	10	0.	
11	Multiply line 10 by 5% (0.05)	11	0.	
12	Subtract line 11 from line 8. If zero or less, enter -0-	12	7,200.	
13	Check all the boxes that apply to you (or your spouse if married filing jointly). A Check here if you (or your spouse if married filing jointly) had a principal place of abode in the United States for more than half of 2021 <input checked="" type="checkbox"/> B Check here if you (or your spouse if married filing jointly) were a bona fide resident of Puerto Rico for 2021 <input type="checkbox"/>			

Part I-B Filers Who Check a Box on Line 13

Caution: If you did not check a box on line 13, do not complete Part I-B; instead, skip to Part I-C.

14a	Enter the smaller of line 7 or line 12	14a	0.
b	Subtract line 14a from line 12	14b	7,200.
c	If line 14a is zero, enter -0-; otherwise, enter the amount from the Credit Limit Worksheet A	14c	0.
d	Enter the smaller of line 14a or line 14c	14d	0.
e	Add lines 14b and 14d	14e	7,200.
f	Enter the aggregate amount of advance child tax credit payments you (and your spouse if filing jointly) received for 2021. See your Letter(s) 6419 for the amounts to include on this line. If you are missing Letter 6419, see the instructions before entering an amount on this line. If you didn't receive any advance child tax credit payments for 2021, enter -0- Caution: If the amount on this line doesn't match the aggregate amounts reported to you (and your spouse if filing jointly) on your Letter(s) 6419, the processing of your return will be delayed.	14f	3,600.
g	Subtract line 14f from line 14e. If zero or less, enter -0- on lines 14g through 14i and go to Part III	14g	3,600.
h	Enter the smaller of line 14d or line 14g. This is your credit for other dependents. Enter this amount on line 19 of your Form 1040, 1040-SR, or 1040-NR	14h	0.
i	Subtract line 14h from line 14g. This is your refundable child tax credit. Enter this amount on line 28 of your Form 1040, 1040-SR, or 1040-NR	14i	3,600.

Part I-C Filers Who Do Not Check a Box on Line 13

Caution: If you checked a box on line 13, do not complete Part I-C.

15a	Enter the amount from the Credit Limit Worksheet A	15a	
b	Enter the smaller of line 12 or line 15a	15b	
	Additional child tax credit. Complete Parts II-A through II-C if you meet each of the following items.		
	1. You are not filing Form 2555.		
	2. Line 4a is more than zero.		
	3. Line 12 is more than line 15a.		
c	If you completed Parts II-A through II-C, enter the amount from line 27; otherwise, enter -0-	15c	
d	Add lines 15b and 15c	15d	
e	Enter the aggregate amount of advance child tax credit payments you (and your spouse if filing jointly) received for 2021. See your Letter(s) 6419 for the amounts to include on this line. If you are missing Letter 6419, see the instructions before entering an amount on this line. If you didn't receive any advance child tax credit payments for 2021, enter -0-	15e	
	Caution: If the amount on this line doesn't match the aggregate amounts reported to you (and your spouse if filing jointly) on your Letter(s) 6419, the processing of your return will be delayed.		
f	Subtract line 15e from line 15d. If zero or less, enter -0- on lines 15f through 15h and go to Part III	15f	
g	Enter the smaller of line 15b or line 15f. This is your nonrefundable child tax credit and credit for other dependents. Enter this amount on line 19 of your Form 1040, 1040-SR, or 1040-NR.	15g	
h	Subtract line 15g from line 15f. This is your additional child tax credit. Enter this amount on line 28 of your Form 1040, 1040-SR, or 1040-NR	15h	

Part II-A Additional Child Tax Credit (use only if completing Part I-C)

Caution: If you file Form 2555, do not complete Parts II-A through II-C; you cannot claim the additional child tax credit.

Caution: If you checked a box on line 13, do not complete Parts II-A through II-C; you cannot claim the additional child tax credit.

16a	Subtract line 15b from line 12. If zero, skip Parts II-A and II-B and enter -0- on line 27	16a	
b	Number of qualifying children under 18 with the required social security number: _____ x \$1,400. Enter the result. If zero, skip Parts II-A and II-B and enter -0- on line 27	16b	
	TIP: The number of children you use for this line is the same as the number of children you used for line 4a.		
17	Enter the smaller of line 16a or line 16b	17	
18a	Earned income (see instructions)	18a	
b	Nontaxable combat pay (see instructions)	18b	
19	Is the amount on line 18a more than \$2,500? <input type="checkbox"/> No. Leave line 19 blank and enter -0- on line 20. <input type="checkbox"/> Yes. Subtract \$2,500 from the amount on line 18a. Enter the result	19	
20	Multiply the amount on line 19 by 15% (0.15) and enter the result	20	
	Next. On line 16b, is the amount \$4,200 or more? <input type="checkbox"/> No. If line 20 is zero, enter -0- on line 15c. Otherwise, skip Part II-B and enter the smaller of line 17 or line 20 on line 27. <input type="checkbox"/> Yes. If line 20 is equal to or more than line 17, skip Part II-B and enter the amount from line 17 on line 27. Otherwise, go to line 21.		

Part II-B Certain Filers Who Have Three or More Qualifying Children

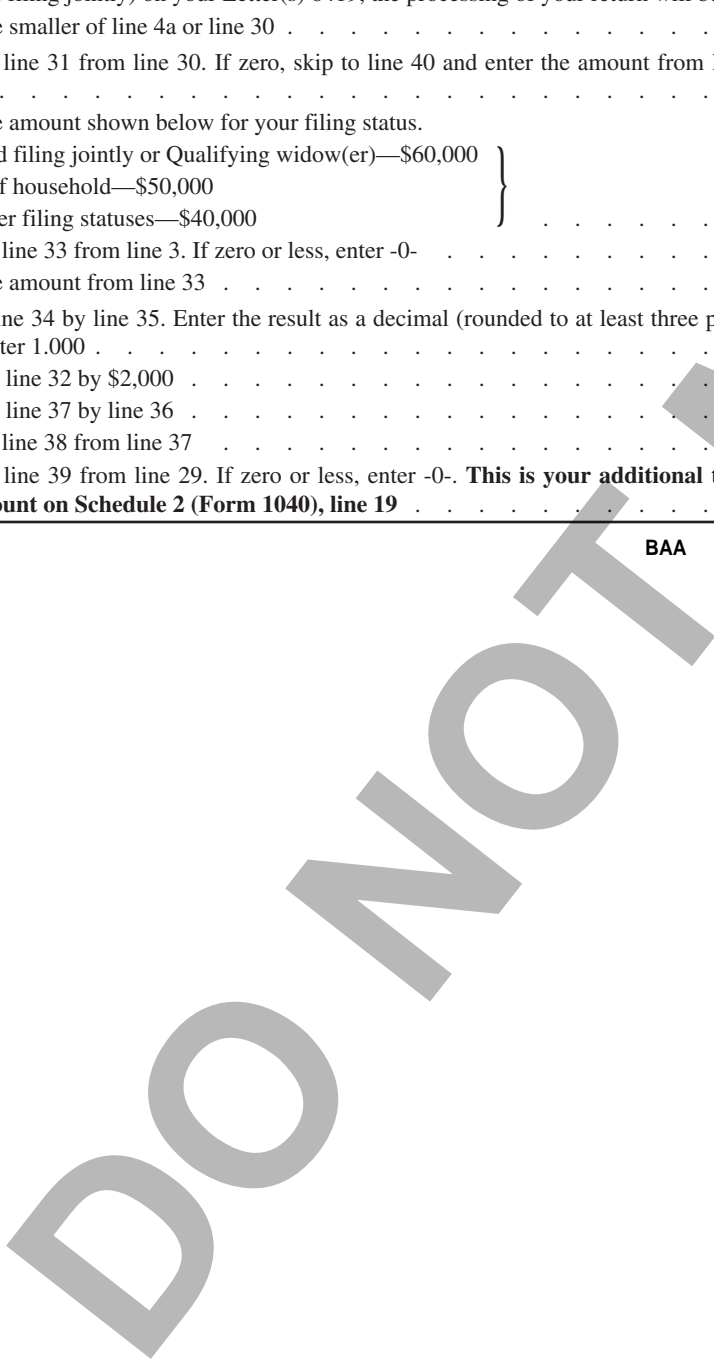
21	Withheld social security, Medicare, and Additional Medicare taxes from Form(s) W-2, boxes 4 and 6. If married filing jointly, include your spouse's amounts with yours. If your employer withheld or you paid Additional Medicare Tax or tier 1 RRTA taxes, see instructions	21	
22	Enter the total of the amounts from Schedule 1 (Form 1040), line 15; Schedule 2 (Form 1040), line 5; Schedule 2 (Form 1040), line 6; and Schedule 2 (Form 1040), line 13	22	
23	Add lines 21 and 22	23	
24	1040 and 1040-SR filers: Enter the total of the amounts from Form 1040 or 1040-SR, line 27a, and Schedule 3 (Form 1040), line 11. } 1040-NR filers: Enter the amount from Schedule 3 (Form 1040), line 11. }	24	
25	Subtract line 24 from line 23. If zero or less, enter -0-	25	
26	Enter the larger of line 20 or line 25	26	
	Next, enter the smaller of line 17 or line 26 on line 27.		

Part II-C Additional Child Tax Credit

27	Enter this amount on line 15c	27	
-----------	---	-----------	--

Part III Additional Tax (use only if line 14g or line 15f, whichever applies, is zero)

28a	Enter the amount from line 14f or line 15e, whichever applies	28a	
b	Enter the amount from line 14e or line 15d, whichever applies	28b	
29	Excess advance child tax credit payments. Subtract line 28b from line 28a. If zero, stop; you do not owe the additional tax	29	
30	Enter the number of qualifying children taken into account in determining the annual advance amount you received for 2021. See your Letter 6419 for this number. If you are missing your Letter 6419, you are filing a joint return, or you received more than one Letter 6419, see the instructions before entering a number on this line Caution: If the amount on this line doesn't match the number of qualifying children reported to you (and your spouse if filing jointly) on your Letter(s) 6419, the processing of your return will be delayed.	30	
31	Enter the smaller of line 4a or line 30	31	
32	Subtract line 31 from line 30. If zero, skip to line 40 and enter the amount from line 29; otherwise, continue to line 33	32	
33	Enter the amount shown below for your filing status. <ul style="list-style-type: none"> • Married filing jointly or Qualifying widow(er)—\$60,000 • Head of household—\$50,000 • All other filing statuses—\$40,000 	33	
34	Subtract line 33 from line 3. If zero or less, enter -0-	34	
35	Enter the amount from line 33	35	
36	Divide line 34 by line 35. Enter the result as a decimal (rounded to at least three places). If the result is 1.000 or more, enter 1.000	36	
37	Multiply line 32 by \$2,000	37	
38	Multiply line 37 by line 36	38	
39	Subtract line 38 from line 37	39	
40	Subtract line 39 from line 29. If zero or less, enter -0-. This is your additional tax. If more than zero, enter this amount on Schedule 2 (Form 1040), line 19	40	



Paid Preparer's Due Diligence Checklist

Earned Income Credit (EIC), American Opportunity Tax Credit (AOTC),
Child Tax Credit (CTC) (including the Additional Child Tax Credit (ACTC)) and
Credit for Other Dependents (ODC), and Head of Household (HOH) Filing Status

▶ To be completed by preparer and filed with Form 1040, 1040-SR, 1040-NR, 1040-PR, or 1040-SS.
▶ Go to www.irs.gov/Form8867 for instructions and the latest information.

OMB No. 1545-0074

Attachment
Sequence No. **70**

Taxpayer name(s) shown on return VENKATESWARLU & HARSHITHA THAMMINENI	Taxpayer identification number 039-84-1775
Enter preparer's name and PTIN SYAM PRIYA RAM SAGAR GUPTA TALLAM P02082703	

Part I Due Diligence Requirements

Please check the appropriate box for the credit(s) and/or HOH filing status claimed on the return and complete the related Parts I-V for the benefit(s) claimed (check all that apply). EIC CTC/ACTC/ODC AOTC HOH

	Yes	No	N/A
1 Did you complete the return based on information for the applicable tax year provided by the taxpayer or reasonably obtained by you? (See instructions if relying on prior year earned income.)	<input checked="" type="checkbox"/>	<input type="checkbox"/>	<input type="checkbox"/>
2 If credits are claimed on the return, did you complete the applicable EIC and/or CTC/ACTC/ODC worksheets found in the Form 1040, 1040-SR, 1040-NR, 1040-PR, 1040-SS, or Schedule 8812 (Form 1040) instructions, and/or the AOTC worksheet found in the Form 8863 instructions, or your own worksheet(s) that provides the same information, and all related forms and schedules for each credit claimed?	<input checked="" type="checkbox"/>	<input type="checkbox"/>	<input type="checkbox"/>
3 Did you satisfy the knowledge requirement? To meet the knowledge requirement, you must do both of the following. • Interview the taxpayer, ask questions, and contemporaneously document the taxpayer's responses to determine that the taxpayer is eligible to claim the credit(s) and/or HOH filing status. • Review information to determine that the taxpayer is eligible to claim the credit(s) and/or HOH filing status and to figure the amount(s) of any credit(s)	<input checked="" type="checkbox"/>	<input type="checkbox"/>	<input type="checkbox"/>
4 Did any information provided by the taxpayer or a third party for use in preparing the return, or information reasonably known to you, appear to be incorrect, incomplete, or inconsistent? (If "Yes," answer questions 4a and 4b. If "No," go to question 5.)	<input type="checkbox"/>	<input checked="" type="checkbox"/>	<input type="checkbox"/>
a Did you make reasonable inquiries to determine the correct, complete, and consistent information?	<input type="checkbox"/>	<input type="checkbox"/>	<input type="checkbox"/>
b Did you contemporaneously document your inquiries? (Documentation should include the questions you asked, whom you asked, when you asked, the information that was provided, and the impact the information had on your preparation of the return.)	<input type="checkbox"/>	<input type="checkbox"/>	<input type="checkbox"/>
5 Did you satisfy the record retention requirement? To meet the record retention requirement, you must keep a copy of your documentation referenced in question 4b, a copy of this Form 8867, a copy of any applicable worksheet(s), a record of how, when, and from whom the information used to prepare Form 8867 and any applicable worksheet(s) was obtained, and a copy of any document(s) provided by the taxpayer that you relied on to determine eligibility for the credit(s) and/or HOH filing status or to figure the amount(s) of the credit(s) List those documents provided by the taxpayer, if any, that you relied on: _____ _____ _____	<input checked="" type="checkbox"/>	<input type="checkbox"/>	<input type="checkbox"/>
6 Did you ask the taxpayer whether he/she could provide documentation to substantiate eligibility for the credit(s) and/or HOH filing status and the amount(s) of any credit(s) claimed on the return if his/her return is selected for audit?	<input checked="" type="checkbox"/>	<input type="checkbox"/>	<input type="checkbox"/>
7 Did you ask the taxpayer if any of these credits were disallowed or reduced in a previous year? (If credits were disallowed or reduced, go to question 7a; if not, go to question 8.)	<input checked="" type="checkbox"/>	<input type="checkbox"/>	<input type="checkbox"/>
a Did you complete the required recertification Form 8862?	<input type="checkbox"/>	<input type="checkbox"/>	<input type="checkbox"/>
8 If the taxpayer is reporting self-employment income, did you ask questions to prepare a complete and correct Schedule C (Form 1040)?	<input type="checkbox"/>	<input type="checkbox"/>	<input type="checkbox"/>

Part II Due Diligence Questions for Returns Claiming EIC (If the return does not claim EIC, go to Part III.)

	Yes	No	N/A
9a Have you determined that the taxpayer is eligible to claim the EIC for the number of qualifying children claimed, or is eligible to claim the EIC without a qualifying child? (If the taxpayer is claiming the EIC and does not have a qualifying child, go to question 10.)	<input type="checkbox"/>	<input type="checkbox"/>	
b Did you ask the taxpayer if the child lived with the taxpayer for over half of the year, even if the taxpayer has supported the child the entire year?	<input type="checkbox"/>	<input type="checkbox"/>	
c Did you explain to the taxpayer the rules about claiming the EIC when a child is the qualifying child of more than one person (tiebreaker rules)?	<input type="checkbox"/>	<input type="checkbox"/>	<input type="checkbox"/>

Part III Due Diligence Questions for Returns Claiming CTC/ACTC/ODC (If the return does not claim CTC, ACTC, or ODC, go to Part IV.)

	Yes	No	N/A
10 Have you determined that each qualifying person for the CTC/ACTC/ODC is the taxpayer's dependent who is a citizen, national, or resident of the United States?	<input checked="" type="checkbox"/>	<input type="checkbox"/>	
11 Did you explain to the taxpayer that he/she may not claim the CTC/ACTC if the child has not lived with the taxpayer for over half of the year, even if the taxpayer has supported the child, unless the child's custodial parent has released a claim to exemption for the child?	<input checked="" type="checkbox"/>	<input type="checkbox"/>	<input type="checkbox"/>
12 Did you explain to the taxpayer the rules about claiming the CTC/ACTC/ODC for a child of divorced or separated parents (or parents who live apart), including any requirement to attach a Form 8332 or similar statement to the return?	<input checked="" type="checkbox"/>	<input type="checkbox"/>	<input type="checkbox"/>

Part IV Due Diligence Questions for Returns Claiming AOTC (If the return does not claim AOTC, go to Part V.)

	Yes	No
13 Did the taxpayer provide substantiation for the credit, such as a Form 1098-T and/or receipts for the qualified tuition and related expenses for the claimed AOTC?	<input type="checkbox"/>	<input type="checkbox"/>

Part V Due Diligence Questions for Claiming HOH (If the return does not claim HOH filing status, go to Part VI.)

	Yes	No
14 Have you determined that the taxpayer was unmarried or considered unmarried on the last day of the tax year and provided more than half of the cost of keeping up a home for the year for a qualifying person?	<input type="checkbox"/>	<input type="checkbox"/>

Part VI Eligibility Certification

▶ **You will have complied with all due diligence requirements for claiming the applicable credit(s) and/or HOH filing status on the return of the taxpayer identified above if you:**

- A. Interview the taxpayer, ask adequate questions, contemporaneously document the taxpayer's responses on the return or in your notes, review adequate information to determine if the taxpayer is eligible to claim the credit(s) and/or HOH filing status and to figure the amount(s) of the credit(s);
- B. Complete this Form 8867 truthfully and accurately and complete the actions described in this checklist for any applicable credit(s) claimed and HOH filing status, if claimed;
- C. Submit Form 8867 in the manner required; **and**
- D. Keep all five of the following records for 3 years from the latest of the dates specified in the Form 8867 instructions under *Document Retention*.
 1. A copy of this Form 8867.
 2. The applicable worksheet(s) or your own worksheet(s) for any credit(s) claimed.
 3. Copies of any documents provided by the taxpayer on which you relied to determine the taxpayer's eligibility for the credit(s) and/or HOH filing status and to figure the amount(s) of the credit(s).
 4. A record of how, when, and from whom the information used to prepare this form and the applicable worksheet(s) was obtained.
 5. A record of any additional information you relied upon, including questions you asked and the taxpayer's responses, to determine the taxpayer's eligibility for the credit(s) and/or HOH filing status and to figure the amount(s) of the credit(s).

▶ **If you have not complied with all due diligence requirements, you may have to pay a penalty for each failure to comply related to a claim of an applicable credit or HOH filing status (see instructions for more information).**

15 Do you certify that all of the answers on this Form 8867 are, to the best of your knowledge, true, correct, and complete?	<input checked="" type="checkbox"/>	<input type="checkbox"/>
---	-------------------------------------	--------------------------

Passive Activity Loss Limitations

Department of the Treasury
Internal Revenue Service (99)

▶ See separate instructions.
▶ Attach to Form 1040, 1040-SR, or 1041.
▶ Go to www.irs.gov/Form8582 for instructions and the latest information.

Name(s) shown on return
VENKATESWARLU & HARSHITHA THAMMINENI

Identifying number
039-84-1775

Part I 2021 Passive Activity Loss

Caution: Complete Parts IV and V before completing Part I.

Rental Real Estate Activities With Active Participation (For the definition of active participation, see **Special Allowance for Rental Real Estate Activities** in the instructions.)

1a Activities with net income (enter the amount from Part IV, column (a))	1a	0.		
b Activities with net loss (enter the amount from Part IV, column (b))	1b	(10,050.)		
c Prior years' unallowed losses (enter the amount from Part IV, column (c))	1c	()		
d Combine lines 1a, 1b, and 1c	1d	-10,050.		

All Other Passive Activities

2a Activities with net income (enter the amount from Part V, column (a))	2a	()		
b Activities with net loss (enter the amount from Part V, column (b))	2b	()		
c Prior years' unallowed losses (enter the amount from Part V, column (c))	2c	()		
d Combine lines 2a, 2b, and 2c	2d			

3 Combine lines 1d and 2d. If this line is zero or more, stop here and include this form with your return; all losses are allowed, including any prior year unallowed losses entered on line 1c or 2c. Report the losses on the forms and schedules normally used	3	-10,050.
--	----------	----------

If line 3 is a loss and: • Line 1d is a loss, go to Part II.
• Line 2d is a loss (and line 1d is zero or more), skip Part II and go to line 10.

Caution: If your filing status is married filing separately and you lived with your spouse at any time during the year, **do not** complete Part II. Instead, go to line 10.

Part II Special Allowance for Rental Real Estate Activities With Active Participation

Note: Enter all numbers in Part II as positive amounts. See instructions for an example.

4 Enter the smaller of the loss on line 1d or the loss on line 3	4	10,050.
5 Enter \$150,000. If married filing separately, see instructions	5	150,000.
6 Enter modified adjusted gross income, but not less than zero. See instructions Note: If line 6 is greater than or equal to line 5, skip lines 7 and 8 and enter -0- on line 9. Otherwise, go to line 7.	6	124,789.
7 Subtract line 6 from line 5	7	25,211.
8 Multiply line 7 by 50% (0.50). Do not enter more than \$25,000. If married filing separately, see instructions	8	12,606.
9 Enter the smaller of line 4 or line 8	9	10,050.

Part III Total Losses Allowed

10 Add the income, if any, on lines 1a and 2a and enter the total	10	0.
11 Total losses allowed from all passive activities for 2021. Add lines 9 and 10. See instructions to find out how to report the losses on your tax return	11	10,050.

Part IV Complete This Part Before Part I, Lines 1a, 1b, and 1c. See instructions.

Name of activity	Current year		Prior years	Overall gain or loss	
	(a) Net income (line 1a)	(b) Net loss (line 1b)	(c) Unallowed loss (line 1c)	(d) Gain	(e) Loss
	0.	10,050.			10,050.
Total. Enter on Part I, lines 1a, 1b, and 1c ▶	0.	10,050.			

Part V Complete This Part Before Part I, Lines 2a, 2b, and 2c. See instructions.

Name of activity	Current year		Prior years	Overall gain or loss	
	(a) Net income (line 2a)	(b) Net loss (line 2b)	(c) Unallowed loss (line 2c)	(d) Gain	(e) Loss
Total. Enter on Part I, lines 2a, 2b, and 2c ▶					

Part VI Use This Part if an Amount Is Shown on Part II, Line 9. See instructions.

Name of activity	Form or schedule and line number to be reported on (see instructions)	(a) Loss	(b) Ratio	(c) Special allowance	(d) Subtract column (c) from column (a).
	E Ln 22	10,050.	1.00000000	10,050.	0.
Total ▶		10,050.	1.00	10,050.	0.

Part VII Allocation of Unallowed Losses. See instructions.

Name of activity	Form or schedule and line number to be reported on (see instructions)	(a) Loss	(b) Ratio	(c) Unallowed loss
Total ▶			1.00	

Part VIII Allowed Losses. See instructions.

Name of activity	Form or schedule and line number to be reported on (see instructions)	(a) Loss	(b) Unallowed loss	(c) Allowed loss
Total ▶				