

Gain / Loss report

Aditya Srivastava | 661adb10-e924-5031-9a84-feb171b1a049 | hbti.aditya@gmail.com

About report

This report includes all taxable activity with realized gains or losses. For US customers, Sells and Converts are taxable events that realize gains. This report does not include taxable events like Staking or Coinbase Earn that result in income. For final tax obligations, please consult your tax advisor.

Summary

Cost Basis Method: **HIFO**

Data source	Long-term	Short-term	Total gains/losses
Coinbase	None	-\$92.99	-\$92.99
Total	None	-\$92.99	-\$92.99

Report legend

Short-term

The tax you pay on capital gains or losses depends on how long you hold the asset. If you hold an asset for 1 year or less, you pay the short term capital gains tax rate.

Long-term


The tax you pay on capital gains or losses depends on how long you hold the asset. If you hold an asset for 1 year and 1 day, or longer, you pay the long term capital gains tax rate.

Proceeds

The amount of money you received when you sold your cryptocurrency. If you received USD in exchange for your cryptocurrency then the cash you received is your proceeds. If you exchanged one cryptocurrency for another it will be the dollar value of the crypto you received.


Data source: Coinbase

These are taxable transactions incurring realized gains or losses where Coinbase all relevant data points.

Date Sold	Event	Amount	Proceeds	Cost Basis	Long Term	Short Term	Total Gains/Losses
04/18/2021	 Sold NU	3.86845698	\$1.01	\$2.15	None	-\$1.14	-\$1.14


Date Acquired (Tax Lots)

04/18/2021	0.27133468 NU	\$0.07	\$0.15	None	-\$0.08
04/18/2021	1.79856115 NU	\$0.47	\$1.00	None	-\$0.53
04/18/2021	1.79856115 NU	\$0.47	\$1.00	None	-\$0.53

Date Sold	Event	Amount	Proceeds	Cost Basis	Long Term	Short Term	Total Gains/Losses
04/24/2021	 Sold BTC	0.00008044	\$3.01	\$4.54	None	-\$1.53	-\$1.53


Date Acquired (Tax Lots)

04/18/2021	0.00008044 BTC	\$3.01	\$4.54	None	-\$1.53
------------	----------------	--------	--------	------	---------

Date Sold	Event	Amount	Proceeds	Cost Basis	Long Term	Short Term	Total Gains/Losses
04/29/2021	 Sold CGLD	1.0403791	\$4.51	\$5.52	None	-\$1.01	-\$1.01


Date Acquired (Tax Lots)

04/29/2021	0.37679685 CGLD	\$1.63	\$2.00	None	-\$0.37
04/29/2021	0.37639265 CGLD	\$1.63	\$2.00	None	-\$0.37
04/29/2021	0.2871896 CGLD	\$1.24	\$1.52	None	-\$0.27

Date Sold	Event	Amount	Proceeds	Cost Basis	Long Term	Short Term	Total Gains/Losses
04/29/2021	 Sold XLM	18.3679554	\$8.01	\$9.09	None	-\$1.08	-\$1.08


Date Acquired (Tax Lots)

04/29/2021	4.0447675 XLM	\$1.76	\$2.00	None	-\$0.24
04/29/2021	2.1896052 XLM	\$0.95	\$1.08	None	-\$0.13
04/29/2021	4.0444076 XLM	\$1.76	\$2.00	None	-\$0.24
04/29/2021	4.0444076 XLM	\$1.76	\$2.00	None	-\$0.24
04/29/2021	4.0447675 XLM	\$1.76	\$2.00	None	-\$0.24

Date Sold	Event	Amount	Proceeds	Cost Basis	Long Term	Short Term	Total Gains/Losses
04/29/2021	 Sold COMP	0.01259332	\$7.01	\$8.04	None	-\$1.03	-\$1.03


Date Acquired (Tax Lots)

04/29/2021	0.0032007 COMP	\$1.78	\$2.04	None	-\$0.26
04/29/2021	0.00469631 COMP	\$2.61	\$3.00	None	-\$0.38
04/29/2021	0.00469631 COMP	\$2.61	\$3.00	None	-\$0.39

Date Sold	Event	Amount	Proceeds	Cost Basis	Long Term	Short Term	Total Gains/Losses
04/29/2021	 Sold FORTH	0.06069909	\$1.01	\$2.03	None	-\$1.02	-\$1.02


Date Acquired (Tax Lots)

04/29/2021	0.03007067 FORTH	\$0.50	\$1.00	None	-\$0.50
04/29/2021	0.03007067 FORTH	\$0.50	\$1.00	None	-\$0.50
04/29/2021	0.00055775 FORTH	\$0.01	\$0.02	None	-\$0.01

Date Sold	Event	Amount	Proceeds	Cost Basis	Long Term	Short Term	Total Gains/Losses
04/29/2021	 Sold GRT	1.95517063	\$1.91	\$2.94	None	-\$1.03	-\$1.03


Date Acquired (Tax Lots)

04/29/2021	0.66533599 GRT	\$0.65	\$1.00	None	-\$0.35
04/29/2021	0.66533599 GRT	\$0.65	\$1.00	None	-\$0.35
04/29/2021	0.62449865 GRT	\$0.61	\$0.94	None	-\$0.33

Date Sold	Event	Amount	Proceeds	Cost Basis	Long Term	Short Term	Total Gains/Losses
04/29/2021	 Converted from CGLD	0.09114685	\$0.47	\$0.48	None	-\$0.02	-\$0.02


Date Acquired (Tax Lots)

04/29/2021	0.09114685 CGLD	\$0.47	\$0.48	None	-\$0.02
------------	-----------------	--------	--------	------	---------

Date Sold	Event	Amount	Proceeds	Cost Basis	Long Term	Short Term	Total Gains/Losses
04/29/2021	 Converted from FORTH	0.02951292	\$1.05	\$0.99	None	\$0.07	\$0.07


Date Acquired (Tax Lots)

04/29/2021	0.02951292 FORTH	\$1.05	\$0.99	None	\$0.07
------------	------------------	--------	--------	------	--------

Date Sold	Event	Amount	Proceeds	Cost Basis	Long Term	Short Term	Total Gains/Losses
04/29/2021	 Converted from COMP	0.00149561	\$0.96	\$0.95	None	\$0.01	\$0.01


Date Acquired (Tax Lots)

04/29/2021	0.00149561 COMP	\$0.96	\$0.95	None	\$0.01
------------	-----------------	--------	--------	------	--------

Date Sold	Event	Amount	Proceeds	Cost Basis	Long Term	Short Term	Total Gains/Losses
04/29/2021	 Converted from NU	1.52981806	\$0.78	\$0.85	None	-\$0.07	-\$0.07


Date Acquired (Tax Lots)

04/18/2021	1.52981806 NU	\$0.78	\$0.85	None	-\$0.07
------------	---------------	--------	--------	------	---------

Date Sold	Event	Amount	Proceeds	Cost Basis	Long Term	Short Term	Total Gains/Losses
04/29/2021	 Converted from BTC	0.00000815	\$0.43	\$0.46	None	-\$0.03	-\$0.03


Date Acquired (Tax Lots)

04/18/2021	0.00000815 BTC	\$0.43	\$0.46	None	-\$0.03
------------	----------------	--------	--------	------	---------

Date Sold	Event	Amount	Proceeds	Cost Basis	Long Term	Short Term	Total Gains/Losses
04/30/2021	 Sold XLM	9.2228208	\$3.51	\$4.49	None	-\$0.98	-\$0.98




Date Acquired (Tax Lots)


04/29/2021	0.8706752 XLM	\$0.33	\$0.42	None	-\$0.09
04/29/2021	1.8548024 XLM	\$0.71	\$0.92	None	-\$0.21
04/29/2021	1.9401819 XLM	\$0.74	\$0.94	None	-\$0.20
04/29/2021	1.5688388 XLM	\$0.60	\$0.76	None	-\$0.16
04/29/2021	0.8703918 XLM	\$0.33	\$0.42	None	-\$0.09
04/29/2021	2.1179307 XLM	\$0.81	\$1.03	None	-\$0.22

Date Sold	Event	Amount	Proceeds	Cost Basis	Long Term	Short Term	Total Gains/Losses
05/14/2021	 Converted from SKL	6.13581274	\$3.01	\$3.00	None	\$0.01	\$0.01

Date Acquired (Tax Lots)


05/14/2021	2.04373595 SKL	\$1.00	\$1.00	None	\$0.01
05/14/2021	2.04834084 SKL	\$1.00	\$1.00	None	\$0.01
05/14/2021	2.04373595 SKL	\$1.00	\$1.00	None	-\$0.00

Date Sold	Event	Amount	Proceeds	Cost Basis	Long Term	Short Term	Total Gains/Losses
05/27/2021	 Converted from MATIC	1.59972209	\$3.00	\$3.03	None	-\$0.02	-\$0.02
Date Acquired (Tax Lots)							
05/27/2021	0.52312199 MATIC		\$0.98	\$1.00	None	-\$0.02	
05/27/2021	0.53830005 MATIC		\$1.01	\$1.01	None	-\$0.00	
05/27/2021	0.53830005 MATIC		\$1.01	\$1.01	None	-\$0.00	
Date Sold	Event	Amount	Proceeds	Cost Basis	Long Term	Short Term	Total Gains/Losses
06/13/2021	 Converted from AMP	48.75178616	\$2.90	\$2.93	None	-\$0.03	-\$0.03
Date Acquired (Tax Lots)							
06/13/2021	16.68891856 AMP		\$0.99	\$1.00	None	-\$0.01	
06/13/2021	16.61957786 AMP		\$0.99	\$1.00	None	-\$0.01	
06/13/2021	15.44328974 AMP		\$0.92	\$0.93	None	-\$0.01	
Date Sold	Event	Amount	Proceeds	Cost Basis	Long Term	Short Term	Total Gains/Losses
07/03/2021	 Converted from BOND	0.0871507	\$3.00	\$3.00	None	\$0.00	\$0.00
Date Acquired (Tax Lots)							
07/03/2021	0.02898551 BOND		\$1.00	\$1.00	None	\$0.00	
07/03/2021	0.02914603 BOND		\$1.00	\$1.00	None	\$0.00	
07/03/2021	0.02901916 BOND		\$1.00	\$1.00	None	\$0.00	

Date Sold	Event	Amount	Proceeds	Cost Basis	Long Term	Short Term	Total Gains/Losses
07/21/2021	 Converted from CLV	2.51046025	\$3.00	\$3.00	None	\$0.00	\$0.00


Date Acquired (Tax Lots)

07/21/2021	0.84033613 CLV	\$1.00	\$1.00	None	\$0.00
07/21/2021	0.84033613 CLV	\$1.00	\$1.00	None	\$0.00
07/21/2021	0.82978799 CLV	\$0.99	\$0.99	None	\$0.00

Date Sold	Event	Amount	Proceeds	Cost Basis	Long Term	Short Term	Total Gains/Losses
07/21/2021	 Converted from GRT	2.12070423	\$1.02	\$1.06	None	-\$0.04	-\$0.04


Date Acquired (Tax Lots)

04/29/2021	0.04083734 GRT	\$0.02	\$0.06	None	-\$0.04
07/21/2021	2.07986689 GRT	\$1.00	\$1.00	None	\$0.00

Date Sold	Event	Amount	Proceeds	Cost Basis	Long Term	Short Term	Total Gains/Losses
07/21/2021	 Converted from ADA	0.093581	\$0.11	\$0.18	None	-\$0.07	-\$0.07


Date Acquired (Tax Lots)

05/14/2021	0.093581 ADA	\$0.11	\$0.18	None	-\$0.07
------------	--------------	--------	--------	------	---------

Date Sold	Event	Amount	Proceeds	Cost Basis	Long Term	Short Term	Total Gains/Losses
07/21/2021	 Converted from AMP	3.6063843	\$0.16	\$0.18	None	-\$0.02	-\$0.02


Date Acquired (Tax Lots)

07/21/2021	2.45767139 AMP	\$0.11	\$0.11	None	\$0.00
06/13/2021	1.14871291 AMP	\$0.05	\$0.07	None	-\$0.02

Date Sold	Event	Amount	Proceeds	Cost Basis	Long Term	Short Term	Total Gains/Losses
07/24/2021	 Converted from BAL	0.1623239	\$3.00	\$3.00	None	-\$0.00	-\$0.00


Date Acquired (Tax Lots)

07/24/2021	0.05412503 BAL	\$1.00	\$1.00	None	\$0.00
07/24/2021	0.05412503 BAL	\$1.00	\$1.00	None	\$0.00
07/24/2021	0.05407384 BAL	\$1.00	\$1.00	None	-\$0.00

Date Sold	Event	Amount	Proceeds	Cost Basis	Long Term	Short Term	Total Gains/Losses
07/24/2021	 Converted from ADA	0.743034	\$0.90	\$1.45	None	-\$0.55	-\$0.55


Date Acquired (Tax Lots)

05/14/2021	0.743034 ADA	\$0.90	\$1.45	None	-\$0.55
------------	--------------	--------	--------	------	---------

Date Sold	Event	Amount	Proceeds	Cost Basis	Long Term	Short Term	Total Gains/Losses
07/24/2021	 Converted from XLM	3.3693146	\$0.88	\$0.89	None	-\$0.02	-\$0.02




Date Acquired (Tax Lots)

07/24/2021	3.2980431 XLM	\$0.86	\$0.86	None	\$0.00
04/29/2021	0.0712715 XLM	\$0.02	\$0.03	None	-\$0.02



Date Sold	Event	Amount	Proceeds	Cost Basis	Long Term	Short Term	Total Gains/Losses
07/25/2021	 Sold ADA	18.578465	\$21.27	\$27.95	None	-\$6.68	-\$6.68

Date Acquired (Tax Lots)


07/21/2021	2.768309 ADA	\$3.17	\$2.93	None	\$0.24
07/03/2021	2.070789 ADA	\$2.37	\$2.94	None	-\$0.57
06/13/2021	1.831049 ADA	\$2.10	\$2.85	None	-\$0.75
07/21/2021	0.958034 ADA	\$1.10	\$1.00	None	\$0.10
05/14/2021	0.676568 ADA	\$0.77	\$1.32	None	-\$0.55
07/21/2021	0.131939 ADA	\$0.15	\$0.15	None	-\$0.00
05/26/2021	5.150623 ADA	\$5.90	\$10.00	None	-\$4.10
07/24/2021	2.439691 ADA	\$2.79	\$2.93	None	-\$0.13
07/24/2021	0.729147 ADA	\$0.83	\$0.88	None	-\$0.05
05/27/2021	1.822316 ADA	\$2.09	\$2.95	None	-\$0.87

Date Sold	Event	Amount	Proceeds	Cost Basis	Long Term	Short Term	Total Gains/Losses
08/26/2021	 Converted from RLY	1.74489618	\$1.00	\$1.00	None	-\$0.00	-\$0.00
Date Acquired (Tax Lots)							
08/26/2021		1.74276751 RLY	\$1.00	\$1.00	None	-\$0.00	
08/26/2021		0.00212867 RLY	\$0.00	\$0.00	None	-\$0.00	
Date Sold	Event	Amount	Proceeds	Cost Basis	Long Term	Short Term	Total Gains/Losses
08/26/2021	 Converted from RLY	3.49071101	\$2.00	\$2.00	None	\$0.00	\$0.00
Date Acquired (Tax Lots)							
08/26/2021		1.74641984 RLY	\$1.00	\$1.00	None	\$0.00	
08/26/2021		1.74429117 RLY	\$1.00	\$1.00	None	\$0.00	
Date Sold	Event	Amount	Proceeds	Cost Basis	Long Term	Short Term	Total Gains/Losses
08/29/2021	 Sold FET	11.5939491	\$6.16	\$5.93	None	\$0.23	\$0.23
Date Acquired (Tax Lots)							
08/26/2021		3.7119916 FET	\$1.97	\$1.96	None	\$0.01	
08/16/2021		1.98776942 FET	\$1.06	\$0.99	None	\$0.07	
08/26/2021		1.85867556 FET	\$0.99	\$0.98	None	\$0.01	
08/16/2021		2.01775626 FET	\$1.07	\$1.00	None	\$0.07	
08/16/2021		2.01775626 FET	\$1.07	\$1.00	None	\$0.07	

Date Sold	Event	Amount	Proceeds	Cost Basis	Long Term	Short Term	Total Gains/Losses
09/04/2021	 Converted from ANKR	28.36168051	\$3.26	\$3.01	None	\$0.25	\$0.25
Date Acquired (Tax Lots)							
09/02/2021		9.43841435 ANKR	\$1.08	\$1.00	None	\$0.08	
09/02/2021		9.46163308 ANKR	\$1.09	\$1.00	None	\$0.08	
09/02/2021		9.46163308 ANKR	\$1.09	\$1.00	None	\$0.08	
Date Sold	Event	Amount	Proceeds	Cost Basis	Long Term	Short Term	Total Gains/Losses
09/07/2021	 Converted from MATIC	4.7582857	\$7.21	\$9.32	None	-\$2.11	-\$2.11
Date Acquired (Tax Lots)							
09/05/2021		2.91807737 MATIC	\$4.42	\$6.16	None	-\$1.74	
09/04/2021		1.84020833 MATIC	\$2.79	\$3.16	None	-\$0.37	
Date Sold	Event	Amount	Proceeds	Cost Basis	Long Term	Short Term	Total Gains/Losses
09/09/2021	 Converted from FET	7.01708687	\$6.41	\$7.08	None	-\$0.67	-\$0.67
Date Acquired (Tax Lots)							
09/07/2021		6.98710003 FET	\$6.38	\$7.06	None	-\$0.68	
08/16/2021		0.02998684 FET	\$0.03	\$0.01	None	\$0.01	


Date Sold	Event	Amount	Proceeds	Cost Basis	Long Term	Short Term	Total Gains/Losses
09/16/2021	 Converted from SOL	0.030265872	\$4.65	\$6.34	None	-\$1.69	-\$1.69
Date Acquired (Tax Lots)							
09/09/2021	0.030265872 SOL		\$4.65	\$6.34	None	-\$1.69	
Date Sold	Event	Amount	Proceeds	Cost Basis	Long Term	Short Term	Total Gains/Losses
09/17/2021	 Converted from CHZ	9.25354719	\$2.99	\$3.00	None	-\$0.00	-\$0.00
Date Acquired (Tax Lots)							
09/17/2021	3.08451573 CHZ		\$1.00	\$1.00	None	-\$0.00	
09/17/2021	3.08451573 CHZ		\$1.00	\$1.00	None	-\$0.00	
09/17/2021	3.08451573 CHZ		\$1.00	\$1.00	None	-\$0.00	
Date Sold	Event	Amount	Proceeds	Cost Basis	Long Term	Short Term	Total Gains/Losses
10/04/2021	 Converted from SHIB	888409.7504609	\$7.71	\$7.47	None	\$0.24	\$0.24
Date Acquired (Tax Lots)							
09/17/2021	351611.81488931 SHIB		\$3.05	\$2.92	None	\$0.13	
09/16/2021	536797.93557159 SHIB		\$4.66	\$4.55	None	\$0.11	

Date Sold	Event	Amount	Proceeds	Cost Basis	Long Term	Short Term	Total Gains/Losses
10/04/2021	 Converted from ALGO	3.745741	\$7.31	\$7.53	None	-\$0.22	-\$0.22
Date Acquired (Tax Lots)							
10/04/2021		3.745741 ALGO	\$7.31	\$7.53	None	-\$0.22	
Date Sold	Event	Amount	Proceeds	Cost Basis	Long Term	Short Term	Total Gains/Losses
10/06/2021	 Converted from NKN	8.73871251	\$3.00	\$2.99	None	\$0.01	\$0.01
Date Acquired (Tax Lots)							
10/06/2021		2.91290417 NKN	\$1.00	\$1.00	None	\$0.00	
10/06/2021		2.91290417 NKN	\$1.00	\$1.00	None	\$0.00	
10/06/2021		2.91290417 NKN	\$1.00	\$1.00	None	\$0.00	
Date Sold	Event	Amount	Proceeds	Cost Basis	Long Term	Short Term	Total Gains/Losses
10/15/2021	 Converted from SHIB	8049535.60371517	\$195.00	\$260.98	None	-\$65.98	-\$65.98
Date Acquired (Tax Lots)							
10/06/2021		161984.83472736 SHIB	\$3.92	\$2.92	None	\$1.00	
10/15/2021		1914675.12138705 SHIB	\$46.38	\$50.00	None	-\$3.62	
10/08/2021		71864.89399928 SHIB	\$1.74	\$3.00	None	-\$1.26	
10/04/2021		374372.72861505 SHIB	\$9.07	\$5.06	None	\$4.01	
10/07/2021		5526638.02498643 SHIB	\$133.88	\$200.00	None	-\$66.12	

Date Sold	Event	Amount	Proceeds	Cost Basis	Long Term	Short Term	Total Gains/Losses
10/15/2021	 Converted from BTC	0.0031223	\$192.41	\$191.29	None	\$1.12	\$1.12


Date Acquired (Tax Lots)

10/15/2021	0.0031223 BTC	\$192.41	\$191.29	None	\$1.12
------------	---------------	----------	----------	------	--------

Date Sold	Event	Amount	Proceeds	Cost Basis	Long Term	Short Term	Total Gains/Losses
10/15/2021	 Converted from SHIB	7572590.81689883	\$192.80	\$190.02	None	\$2.78	\$2.78


Date Acquired (Tax Lots)

10/04/2021	145375.70396074 SHIB	\$3.70	\$1.96	None	\$1.74
10/15/2021	7427215.11293809 SHIB	\$189.10	\$188.06	None	\$1.04

Date Sold	Event	Amount	Proceeds	Cost Basis	Long Term	Short Term	Total Gains/Losses
10/15/2021	 Converted from DOGE	783.24653229	\$187.35	\$189.00	None	-\$1.64	-\$1.64


Date Acquired (Tax Lots)

10/15/2021	783.24653229 DOGE	\$187.35	\$189.00	None	-\$1.64
------------	-------------------	----------	----------	------	---------

Date Sold	Event	Amount	Proceeds	Cost Basis	Long Term	Short Term	Total Gains/Losses
10/15/2021	 Converted from SHIB	6741545.35691791	\$176.63	\$184.28	None	-\$7.65	-\$7.65


Date Acquired (Tax Lots)

10/15/2021	6741545.35691791 SHIB	\$176.63	\$184.28	None	-\$7.65
------------	-----------------------	----------	----------	------	---------

Date Sold	Event	Amount	Proceeds	Cost Basis	Long Term	Short Term	Total Gains/Losses
10/15/2021	 Converted from MATIC	113.5489321	\$171.91	\$172.10	None	-\$0.18	-\$0.18

Date Acquired (Tax Lots)


09/04/2021	0.01614135 MATIC	\$0.02	\$0.03	None	-\$0.00
10/15/2021	113.53279075 MATIC	\$171.89	\$172.07	None	-\$0.18

Date Sold	Event	Amount	Proceeds	Cost Basis	Long Term	Short Term	Total Gains/Losses
10/16/2021	 Converted from NU	132.89198125	\$201.23	\$168.03	None	\$33.20	\$33.20

Date Acquired (Tax Lots)


10/15/2021	132.89198125 NU	\$201.23	\$168.03	None	\$33.20
------------	-----------------	----------	----------	------	---------

Date Sold	Event	Amount	Proceeds	Cost Basis	Long Term	Short Term	Total Gains/Losses
10/16/2021	 Converted from SHIB	7580200.36609521	\$196.48	\$197.16	None	-\$0.68	-\$0.68
Date Acquired (Tax Lots)							
10/16/2021		7580200.36609521 SHIB	\$196.48	\$197.16	None	-\$0.68	
Date Sold	Event	Amount	Proceeds	Cost Basis	Long Term	Short Term	Total Gains/Losses
10/17/2021	 Converted from NU	116.67094098	\$171.32	\$186.73	None	-\$15.41	-\$15.41
Date Acquired (Tax Lots)							
10/16/2021		116.67094098 NU	\$171.32	\$186.73	None	-\$15.41	
Date Sold	Event	Amount	Proceeds	Cost Basis	Long Term	Short Term	Total Gains/Losses
10/17/2021	 Converted from OXT	278.15287831	\$154.07	\$168.12	None	-\$14.05	-\$14.05
Date Acquired (Tax Lots)							
10/17/2021		278.15287831 OXT	\$154.07	\$168.12	None	-\$14.05	
Date Sold	Event	Amount	Proceeds	Cost Basis	Long Term	Short Term	Total Gains/Losses
10/18/2021	 Converted from SHIB	5532906.7760651	\$148.45	\$148.06	None	\$0.39	\$0.39
Date Acquired (Tax Lots)							
10/17/2021		5532906.7760651 SHIB	\$148.45	\$148.06	None	\$0.39	

Date Sold	Event	Amount	Proceeds	Cost Basis	Long Term	Short Term	Total Gains/Losses
10/18/2021	 Converted from BTC	0.002339	\$145.32	\$145.95	None	-\$0.64	-\$0.64


Date Acquired (Tax Lots)

10/18/2021	0.002339 BTC	\$145.32	\$145.95	None	-\$0.64
------------	--------------	----------	----------	------	---------

Date Sold	Event	Amount	Proceeds	Cost Basis	Long Term	Short Term	Total Gains/Losses
10/19/2021	 Converted from SHIB	5106918.65698933	\$145.14	\$142.43	None	\$2.71	\$2.71


Date Acquired (Tax Lots)

10/18/2021	5106918.65698933 SHIB	\$145.14	\$142.43	None	\$2.71
------------	-----------------------	----------	----------	------	--------

Date Sold	Event	Amount	Proceeds	Cost Basis	Long Term	Short Term	Total Gains/Losses
10/19/2021	 Converted from POLY	181.75089127	\$137.11	\$142.50	None	-\$5.39	-\$5.39


Date Acquired (Tax Lots)

10/19/2021	181.75089127 POLY	\$137.11	\$142.50	None	-\$5.39
------------	-------------------	----------	----------	------	---------

Date Sold	Event	Amount	Proceeds	Cost Basis	Long Term	Short Term	Total Gains/Losses
10/19/2021	 Converted from DOGE	533.35699898	\$130.99	\$134.22	None	-\$3.23	-\$3.23


Date Acquired (Tax Lots)

10/19/2021	533.35699898 DOGE	\$130.99	\$134.22	None	-\$3.23
------------	-------------------	----------	----------	------	---------

Date Sold	Event	Amount	Proceeds	Cost Basis	Long Term	Short Term	Total Gains/Losses
10/19/2021	 Converted from LPT	4.50008952	\$122.49	\$127.69	None	-\$5.20	-\$5.20


Date Acquired (Tax Lots)

10/19/2021	4.50008952 LPT	\$122.49	\$127.69	None	-\$5.20
------------	----------------	----------	----------	------	---------

Date Sold	Event	Amount	Proceeds	Cost Basis	Long Term	Short Term	Total Gains/Losses
10/19/2021	 Converted from SHIB	4241504.6422871	\$118.00	\$119.70	None	-\$1.70	-\$1.70

Date Acquired (Tax Lots)




10/19/2021	4241504.6422871 SHIB	\$118.00	\$119.70	None	-\$1.70
------------	----------------------	----------	----------	------	---------


Date Sold	Event	Amount	Proceeds	Cost Basis	Long Term	Short Term	Total Gains/Losses
10/19/2021	 Converted from LPT	3.29068583	\$104.86	\$114.43	None	-\$9.58	-\$9.58

Date Acquired (Tax Lots)

10/19/2021	3.29068583 LPT	\$104.86	\$114.43	None	-\$9.58
------------	----------------	----------	----------	------	---------


Date Sold	Event	Amount	Proceeds	Cost Basis	Long Term	Short Term	Total Gains/Losses
10/20/2021	 Converted from BTC	0.00158533	\$104.56	\$101.86	None	\$2.70	\$2.70
Date Acquired (Tax Lots)							
10/18/2021		0.00000117 BTC	\$0.08	\$0.07	None	\$0.00	
10/19/2021		0.00158416 BTC	\$104.48	\$101.79	None	\$2.69	
Date Sold	Event	Amount	Proceeds	Cost Basis	Long Term	Short Term	Total Gains/Losses
10/20/2021	 Converted from CTSI	3.26978792	\$2.96	\$2.93	None	\$0.02	\$0.02
Date Acquired (Tax Lots)							
10/20/2021		1.0951703 CTSI	\$0.99	\$0.98	None	\$0.01	
10/20/2021		1.0951703 CTSI	\$0.99	\$0.98	None	\$0.01	
10/20/2021		1.07944732 CTSI	\$0.98	\$0.97	None	\$0.01	
Date Sold	Event	Amount	Proceeds	Cost Basis	Long Term	Short Term	Total Gains/Losses
10/21/2021	 Converted from DOGE	410.07911062	\$103.48	\$104.33	None	-\$0.85	-\$0.85
Date Acquired (Tax Lots)							
10/20/2021		11.59080615 DOGE	\$2.92	\$2.91	None	\$0.01	
10/20/2021		398.48830447 DOGE	\$100.56	\$101.42	None	-\$0.86	

Date Sold	Event	Amount	Proceeds	Cost Basis	Long Term	Short Term	Total Gains/Losses
10/21/2021	 Converted from SOL	0.551980218	\$104.36	\$101.65	None	\$2.71	\$2.71
Date Acquired (Tax Lots)							
10/21/2021		0.551980218 SOL	\$104.36	\$101.65	None	\$2.71	
Date Sold	Event	Amount	Proceeds	Cost Basis	Long Term	Short Term	Total Gains/Losses
10/21/2021	 Converted from NU	84.06470503	\$100.86	\$102.33	None	-\$1.47	-\$1.47
Date Acquired (Tax Lots)							
10/21/2021		84.06470503 NU	\$100.86	\$102.33	None	-\$1.47	
Date Sold	Event	Amount	Proceeds	Cost Basis	Long Term	Short Term	Total Gains/Losses
10/22/2021	 Converted from AUCTION	0.05650471	\$3.37	\$2.94	None	\$0.43	\$0.43
Date Acquired (Tax Lots)							
10/21/2021		0.01894298 AUCTION	\$1.13	\$0.99	None	\$0.14	
10/21/2021		0.01861875 AUCTION	\$1.11	\$0.97	None	\$0.14	
10/21/2021		0.01894298 AUCTION	\$1.13	\$0.99	None	\$0.14	

Date Sold	Event	Amount	Proceeds	Cost Basis	Long Term	Short Term	Total Gains/Losses
10/23/2021	 Converted from SOL	0.530531594	\$105.72	\$102.19	None	\$3.53	\$3.53


Date Acquired (Tax Lots)

10/22/2021	0.016494347 SOL	\$3.29	\$3.32	None	-\$0.04
10/21/2021	0.514037247 SOL	\$102.43	\$98.87	None	\$3.56

Date Sold	Event	Amount	Proceeds	Cost Basis	Long Term	Short Term	Total Gains/Losses
10/23/2021	 Converted from MATIC	62.58504867	\$100.98	\$103.73	None	-\$2.74	-\$2.74


Date Acquired (Tax Lots)

10/23/2021	62.58504867 MATIC	\$100.98	\$103.73	None	-\$2.74
------------	-------------------	----------	----------	------	---------

Date Sold	Event	Amount	Proceeds	Cost Basis	Long Term	Short Term	Total Gains/Losses
10/24/2021	 Converted from SHIB	2951807.09770297	\$111.92	\$98.86	None	\$13.06	\$13.06


Date Acquired (Tax Lots)

10/23/2021	2951807.09770297 SHIB	\$111.92	\$98.86	None	\$13.06
------------	-----------------------	----------	---------	------	---------

Date Sold	Event	Amount	Proceeds	Cost Basis	Long Term	Short Term	Total Gains/Losses
10/24/2021	 Converted from CRV	28.11948214	\$105.41	\$110.43	None	-\$5.02	-\$5.02


Date Acquired (Tax Lots)

10/24/2021	28.11948214 CRV	\$105.41	\$110.43	None	-\$5.02
------------	-----------------	----------	----------	------	---------

Date Sold	Event	Amount	Proceeds	Cost Basis	Long Term	Short Term	Total Gains/Losses
10/24/2021	 Converted from SHIB	2633482.7617832	\$99.74	\$104.36	None	-\$4.62	-\$4.62


Date Acquired (Tax Lots)

10/24/2021	2633482.7617832 SHIB	\$99.74	\$104.36	None	-\$4.62
------------	----------------------	---------	----------	------	---------

Date Sold	Event	Amount	Proceeds	Cost Basis	Long Term	Short Term	Total Gains/Losses
10/24/2021	 Converted from CRV	26.34508697	\$98.27	\$98.80	None	-\$0.53	-\$0.53


Date Acquired (Tax Lots)

10/24/2021	26.34508697 CRV	\$98.27	\$98.80	None	-\$0.53
------------	-----------------	---------	---------	------	---------

Date Sold	Event	Amount	Proceeds	Cost Basis	Long Term	Short Term	Total Gains/Losses
10/24/2021	 Converted from SHIB	2796988.04385031	\$99.67	\$111.18	None	-\$11.51	-\$11.51


Date Acquired (Tax Lots)

10/24/2021	343805.27032357 SHIB	\$12.25	\$15.00	None	-\$2.75
10/24/2021	2453182.77352674 SHIB	\$87.42	\$96.18	None	-\$8.76

Date Sold	Event	Amount	Proceeds	Cost Basis	Long Term	Short Term	Total Gains/Losses
10/25/2021	 Converted from DOGE	354.7606825	\$96.94	\$98.22	None	-\$1.28	-\$1.28


Date Acquired (Tax Lots)

10/24/2021	354.7606825 DOGE	\$96.94	\$98.22	None	-\$1.28
------------	------------------	---------	---------	------	---------

Date Sold	Event	Amount	Proceeds	Cost Basis	Long Term	Short Term	Total Gains/Losses
10/25/2021	 Converted from GRT	93.28016697	\$95.80	\$95.23	None	\$0.57	\$0.57


Date Acquired (Tax Lots)

10/25/2021	93.28016697 GRT	\$95.80	\$95.23	None	\$0.57
------------	-----------------	---------	---------	------	--------

Date Sold	Event	Amount	Proceeds	Cost Basis	Long Term	Short Term	Total Gains/Losses
10/25/2021	 Converted from SHIB	2306904.13753759	\$91.19	\$94.14	None	-\$2.95	-\$2.95


Date Acquired (Tax Lots)

10/25/2021	2306904.13753759 SHIB	\$91.19	\$94.14	None	-\$2.95
------------	-----------------------	---------	---------	------	---------

Date Sold	Event	Amount	Proceeds	Cost Basis	Long Term	Short Term	Total Gains/Losses
10/25/2021	 Converted from SOL	0.430959345	\$91.19	\$89.82	None	\$1.37	\$1.37


Date Acquired (Tax Lots)

10/25/2021	0.430959345 SOL	\$91.19	\$89.82	None	\$1.37
------------	-----------------	---------	---------	------	--------

Date Sold	Event	Amount	Proceeds	Cost Basis	Long Term	Short Term	Total Gains/Losses
10/26/2021	 Converted from CRV	21.79071246	\$107.01	\$89.11	None	\$17.90	\$17.90


Date Acquired (Tax Lots)

10/25/2021	21.79071246 CRV	\$107.01	\$89.11	None	\$17.90
------------	-----------------	----------	---------	------	---------

Date Sold	Event	Amount	Proceeds	Cost Basis	Long Term	Short Term	Total Gains/Losses
10/26/2021	 Converted from MATIC	57.09439503	\$103.30	\$104.55	None	-\$1.24	-\$1.24


Date Acquired (Tax Lots)

10/26/2021	57.09439503 MATIC	\$103.30	\$104.55	None	-\$1.24
------------	-------------------	----------	----------	------	---------

Date Sold	Event	Amount	Proceeds	Cost Basis	Long Term	Short Term	Total Gains/Losses
10/26/2021	 Converted from CRV	19.94144779	\$95.02	\$101.20	None	-\$6.17	-\$6.17


Date Acquired (Tax Lots)

10/26/2021	19.94144779 CRV	\$95.02	\$101.20	None	-\$6.17
------------	-----------------	---------	----------	------	---------

Date Sold	Event	Amount	Proceeds	Cost Basis	Long Term	Short Term	Total Gains/Losses
10/26/2021	 Converted from SHIB	1013993.10484689	\$49.95	\$50.04	None	-\$0.09	-\$0.09


Date Acquired (Tax Lots)

10/26/2021	1013993.10484689 SHIB	\$49.95	\$50.04	None	-\$0.09
------------	-----------------------	---------	---------	------	---------

Date Sold	Event	Amount	Proceeds	Cost Basis	Long Term	Short Term	Total Gains/Losses
10/27/2021	 Converted from CRV	10.21422196	\$47.75	\$48.92	None	-\$1.17	-\$1.17


Date Acquired (Tax Lots)

10/26/2021	10.21422196 CRV	\$47.75	\$48.92	None	-\$1.17
------------	-----------------	---------	---------	------	---------

Date Sold	Event	Amount	Proceeds	Cost Basis	Long Term	Short Term	Total Gains/Losses
10/28/2021	 Converted from SHIB	1765513.2382188	\$135.19	\$89.87	None	\$45.32	\$45.32


Date Acquired (Tax Lots)

10/27/2021	894805.99897633 SHIB	\$68.52	\$46.91	None	\$21.61
10/26/2021	870707.23924247 SHIB	\$66.67	\$42.97	None	\$23.71

Date Sold	Event	Amount	Proceeds	Cost Basis	Long Term	Short Term	Total Gains/Losses
10/28/2021	 Converted from DOGE	433.56954723	\$136.79	\$132.11	None	\$4.68	\$4.68


Date Acquired (Tax Lots)

10/28/2021	433.56954723 DOGE	\$136.79	\$132.11	None	\$4.68
------------	-------------------	----------	----------	------	--------

Date Sold	Event	Amount	Proceeds	Cost Basis	Long Term	Short Term	Total Gains/Losses
10/28/2021	 Converted from LRC	260.06594099	\$140.77	\$135.30	None	\$5.47	\$5.47


Date Acquired (Tax Lots)

10/28/2021	260.06594099 LRC	\$140.77	\$135.30	None	\$5.47
------------	------------------	----------	----------	------	--------

Date Sold	Event	Amount	Proceeds	Cost Basis	Long Term	Short Term	Total Gains/Losses
10/28/2021	 Converted from SHIB	2043424.21748332	\$135.38	\$137.49	None	-\$2.11	-\$2.11


Date Acquired (Tax Lots)

10/28/2021	2043424.21748332 SHIB	\$135.38	\$137.49	None	-\$2.11
------------	-----------------------	----------	----------	------	---------

Date Sold	Event	Amount	Proceeds	Cost Basis	Long Term	Short Term	Total Gains/Losses
10/29/2021	 Converted from MATIC	62.92669285	\$130.80	\$132.09	None	-\$1.29	-\$1.29


Date Acquired (Tax Lots)

10/28/2021	62.92669285 MATIC	\$130.80	\$132.09	None	-\$1.29
------------	-------------------	----------	----------	------	---------

Date Sold	Event	Amount	Proceeds	Cost Basis	Long Term	Short Term	Total Gains/Losses
10/29/2021	 Converted from LRC	228.97299991	\$130.98	\$127.93	None	\$3.06	\$3.06


Date Acquired (Tax Lots)

10/29/2021	228.97299991 LRC	\$130.98	\$127.93	None	\$3.06
------------	------------------	----------	----------	------	--------

Date Sold	Event	Amount	Proceeds	Cost Basis	Long Term	Short Term	Total Gains/Losses
10/29/2021	 Converted from NU	132.39837613	\$125.39	\$127.48	None	-\$2.09	-\$2.09


Date Acquired (Tax Lots)

10/29/2021	132.39837613 NU	\$125.39	\$127.48	None	-\$2.09
------------	-----------------	----------	----------	------	---------

Date Sold	Event	Amount	Proceeds	Cost Basis	Long Term	Short Term	Total Gains/losses
10/29/2021	 Converted from SHIB	1904638.43456606	\$133.71	\$123.13	None	\$10.57	\$10.57


Date Acquired (Tax Lots)

10/29/2021	1904638.43456606 SHIB	\$133.71	\$123.13	None	\$10.57
------------	-----------------------	----------	----------	------	---------

Date Sold	Event	Amount	Proceeds	Cost Basis	Long Term	Short Term	Total Gains/losses
10/29/2021	 Converted from ETC	2.48442273	\$133.17	\$130.92	None	\$2.25	\$2.25


Date Acquired (Tax Lots)

10/29/2021	2.48442273 ETC	\$133.17	\$130.92	None	\$2.25
------------	----------------	----------	----------	------	--------

Date Sold	Event	Amount	Proceeds	Cost Basis	Long Term	Short Term	Total Gains/losses
10/29/2021	 Converted from NU	0.15124471	\$0.14	\$0.15	None	-\$0.00	-\$0.00


Date Acquired (Tax Lots)

10/29/2021	0.15124471 NU	\$0.14	\$0.15	None	-\$0.00
------------	---------------	--------	--------	------	---------

Date Sold	Event	Amount	Proceeds	Cost Basis	Long Term	Short Term	Total Gains/Losses
10/29/2021	 Converted from SHIB	669792.36436705	\$50.00	\$50.07	None	-\$0.07	-\$0.07


Date Acquired (Tax Lots)

10/29/2021	667946.41655054 SHIB	\$49.86	\$49.93	None	-\$0.07
10/29/2021	1845.94781651 SHIB	\$0.14	\$0.14	None	-\$0.00

Date Sold	Event	Amount	Proceeds	Cost Basis	Long Term	Short Term	Total Gains/Losses
10/30/2021	 Converted from MANA	35.83524132	\$47.25	\$48.91	None	-\$1.66	-\$1.66




Date Acquired (Tax Lots)




10/29/2021	35.83524132 MANA	\$47.25	\$48.91	None	-\$1.66
------------	------------------	---------	---------	------	---------


Date Sold	Event	Amount	Proceeds	Cost Basis	Long Term	Short Term	Total Gains/Losses
10/30/2021	 Converted from NU	40.54823658	\$39.54	\$46.61	None	-\$7.06	-\$7.06

Date Acquired (Tax Lots)

10/30/2021	40.54823658 NU	\$39.54	\$46.61	None	-\$7.06
------------	----------------	---------	---------	------	---------


Date Sold	Event	Amount	Proceeds	Cost Basis	Long Term	Short Term	Total Gains/Losses
10/30/2021	 Converted from SHIB	1076918.44903337	\$73.39	\$80.50	None	-\$7.11	-\$7.11
Date Acquired (Tax Lots)							
10/29/2021		1076918.44903337 SHIB	\$73.39	\$80.50	None	-\$7.11	
Date Sold	Event	Amount	Proceeds	Cost Basis	Long Term	Short Term	Total Gains/Losses
10/30/2021	 Converted from MANA	16.16887027	\$50.00	\$45.18	None	\$4.82	\$4.82
Date Acquired (Tax Lots)							
10/30/2021		16.16887027 MANA	\$50.00	\$45.18	None	\$4.82	
Date Sold	Event	Amount	Proceeds	Cost Basis	Long Term	Short Term	Total Gains/Losses
10/31/2021	 Converted from MANA	25.43095221	\$90.00	\$62.92	None	\$27.08	\$27.08
Date Acquired (Tax Lots)							
10/30/2021		9.15699923 MANA	\$32.41	\$25.59	None	\$6.82	
10/30/2021		16.27395298 MANA	\$57.59	\$37.33	None	\$20.26	

Date Sold	Event	Amount	Proceeds	Cost Basis	Long Term	Short Term	Total Gains/Losses
10/31/2021	 Converted from BAT	34.92286032	\$41.20	\$51.09	None	-\$9.89	-\$9.89
Date Acquired (Tax Lots)							
10/30/2021		34.92286032 BAT	\$41.20	\$51.09	None	-\$9.89	
Date Sold	Event	Amount	Proceeds	Cost Basis	Long Term	Short Term	Total Gains/Losses
10/31/2021	 Converted from ETC	1.52865125	\$81.12	\$88.17	None	-\$7.05	-\$7.05
Date Acquired (Tax Lots)							
10/31/2021		1.52865125 ETC	\$81.12	\$88.17	None	-\$7.05	
Date Sold	Event	Amount	Proceeds	Cost Basis	Long Term	Short Term	Total Gains/Losses
10/31/2021	 Converted from MANA	12.08843821	\$34.27	\$40.56	None	-\$6.29	-\$6.29
Date Acquired (Tax Lots)							
10/30/2021		0.32252821 MANA	\$0.91	\$0.74	None	\$0.17	
10/31/2021		11.76591 MANA	\$33.35	\$39.82	None	-\$6.46	

Date Sold	Event	Amount	Proceeds	Cost Basis	Long Term	Short Term	Total Gains/Losses
10/31/2021	 Converted from STORJ	12.92320029	\$29.01	\$33.17	None	-\$4.16	-\$4.16


Date Acquired (Tax Lots)

10/31/2021	12.92320029 STORJ	\$29.01	\$33.17	None	-\$4.16
------------	-------------------	---------	---------	------	---------

Date Sold	Event	Amount	Proceeds	Cost Basis	Long Term	Short Term	Total Gains/Losses
10/31/2021	 Converted from AMP	1498.33805241	\$77.46	\$79.52	None	-\$2.06	-\$2.06


Date Acquired (Tax Lots)

10/31/2021	1498.33805241 AMP	\$77.46	\$79.52	None	-\$2.06
------------	-------------------	---------	---------	------	---------

Date Sold	Event	Amount	Proceeds	Cost Basis	Long Term	Short Term	Total Gains/Losses
10/31/2021	 Converted from ANKR	207.0390942	\$24.79	\$28.46	None	-\$3.67	-\$3.67


Date Acquired (Tax Lots)

10/31/2021	207.0390942 ANKR	\$24.79	\$28.46	None	-\$3.67
------------	------------------	---------	---------	------	---------

Date Sold	Event	Amount	Proceeds	Cost Basis	Long Term	Short Term	Total Gains/Losses
11/01/2021	 Converted from ETC	0.4503852	\$24.37	\$24.31	None	\$0.06	\$0.06


Date Acquired (Tax Lots)

10/31/2021	0.4503852 ETC	\$24.37	\$24.31	None	\$0.06
------------	---------------	---------	---------	------	--------

Date Sold	Event	Amount	Proceeds	Cost Basis	Long Term	Short Term	Total Gains/Losses
11/01/2021	 Converted from STORJ	13.69437619	\$24.98	\$23.94	None	\$1.03	\$1.03


Date Acquired (Tax Lots)

11/01/2021	13.68164848 STORJ	\$24.95	\$23.91	None	\$1.04
10/31/2021	0.01272771 STORJ	\$0.02	\$0.03	None	-\$0.01

Date Sold	Event	Amount	Proceeds	Cost Basis	Long Term	Short Term	Total Gains/Losses
11/02/2021	 Converted from SHIB	1123666.61866401	\$78.83	\$76.13	None	\$2.70	\$2.70


Date Acquired (Tax Lots)

10/31/2021	1123666.61866401 SHIB	\$78.83	\$76.13	None	\$2.70
------------	-----------------------	---------	---------	------	--------

Date Sold	Event	Amount	Proceeds	Cost Basis	Long Term	Short Term	Total Gains/Losses
11/02/2021	 Converted from LRC	1.57839487	\$1.58	\$1.48	None	\$0.10	\$0.10


Date Acquired (Tax Lots)

11/02/2021	0.52578999947421 LRC	\$0.53	\$0.49	None	\$0.04
11/02/2021	0.52578999932736564 LRC	\$0.53	\$0.49	None	\$0.04
11/02/2021	0.5268148772521336 LRC	\$0.53	\$0.50	None	\$0.03

Date Sold	Event	Amount	Proceeds	Cost Basis	Long Term	Short Term	Total Gains/Losses
11/02/2021	 Converted from MANA	32.47917443	\$100.54	\$102.72	None	-\$2.18	-\$2.18


Date Acquired (Tax Lots)

11/02/2021	0.49306696 MANA	\$1.53	\$1.54	None	-\$0.01
11/01/2021	7.88356715 MANA	\$24.40	\$24.46	None	-\$0.06
11/02/2021	24.10254032 MANA	\$74.61	\$76.72	None	-\$2.11

Date Sold	Event	Amount	Proceeds	Cost Basis	Long Term	Short Term	Total Gains/Losses
11/02/2021	 Converted from LRC	72.77441492	\$105.44	\$99.86	None	\$5.57	\$5.57


Date Acquired (Tax Lots)

11/02/2021	72.77441492 LRC	\$105.44	\$99.86	None	\$5.57
------------	-----------------	----------	---------	------	--------

Date Sold	Event	Amount	Proceeds	Cost Basis	Long Term	Short Term	Total Gains/Losses
11/02/2021	 Converted from ETC	1.88123837	\$102.45	\$102.87	None	-\$0.42	-\$0.42


Date Acquired (Tax Lots)

11/02/2021	1.88123837 ETC	\$102.45	\$102.87	None	-\$0.42
------------	----------------	----------	----------	------	---------

Date Sold	Event	Amount	Proceeds	Cost Basis	Long Term	Short Term	Total Gains/Losses
11/02/2021	 Converted from SHIB	1392805.01984933	\$98.96	\$99.66	None	-\$0.70	-\$0.70


Date Acquired (Tax Lots)

11/02/2021	1392805.01984933 SHIB	\$98.96	\$99.66	None	-\$0.70
------------	-----------------------	---------	---------	------	---------

Date Sold	Event	Amount	Proceeds	Cost Basis	Long Term	Short Term	Total Gains/Losses
11/02/2021	 Converted from TRAC	14.81349806	\$50.00	\$34.81	None	\$15.19	\$15.19


Date Acquired (Tax Lots)

11/02/2021	14.81349806 TRAC	\$50.00	\$34.81	None	\$15.19
------------	------------------	---------	---------	------	---------

Date Sold	Event	Amount	Proceeds	Cost Basis	Long Term	Short Term	Total Gains/Losses
11/03/2021	 Converted from XYO	1150.15702716	\$49.90	\$47.72	None	\$2.19	\$2.19


Date Acquired (Tax Lots)

11/02/2021	1150.15702716 XYO	\$49.90	\$47.72	None	\$2.19
------------	-------------------	---------	---------	------	--------

Date Sold	Event	Amount	Proceeds	Cost Basis	Long Term	Short Term	Total Gains/Losses
11/03/2021	 Converted from TRAC	25.97987426	\$75.00	\$68.99	None	\$6.01	\$6.01


Date Acquired (Tax Lots)

11/02/2021	8.97853536 TRAC	\$25.92	\$21.10	None	\$4.82
11/03/2021	17.0013389 TRAC	\$49.08	\$47.89	None	\$1.19

Date Sold	Event	Amount	Proceeds	Cost Basis	Long Term	Short Term	Total Gains/Losses
11/03/2021	 Converted from TRAC	15.89416642	\$38.87	\$37.35	None	\$1.52	\$1.52


Date Acquired (Tax Lots)

11/02/2021	15.89416642 TRAC	\$38.87	\$37.35	None	\$1.52
------------	------------------	---------	---------	------	--------

Date Sold	Event	Amount	Proceeds	Cost Basis	Long Term	Short Term	Total Gains/Losses
11/03/2021	 Converted from OXT	60.35531573	\$36.73	\$37.14	None	-\$0.41	-\$0.41


Date Acquired (Tax Lots)

11/03/2021	60.35531573 OXT	\$36.73	\$37.14	None	-\$0.41
------------	-----------------	---------	---------	------	---------

Date Sold	Event	Amount	Proceeds	Cost Basis	Long Term	Short Term	Total Gains/Losses
11/03/2021	 Converted from SHIB	545457.13146364	\$36.25	\$36.14	None	\$0.11	\$0.11


Date Acquired (Tax Lots)

11/03/2021	545457.13146364 SHIB	\$36.25	\$36.14	None	\$0.11
------------	----------------------	---------	---------	------	--------

Date Sold	Event	Amount	Proceeds	Cost Basis	Long Term	Short Term	Total Gains/Losses
11/03/2021	 Converted from XYO	1627.28130795	\$75.65	\$71.32	None	\$4.33	\$4.33


Date Acquired (Tax Lots)

11/03/2021	1627.28130795 XYO	\$75.65	\$71.32	None	\$4.33
------------	-------------------	---------	---------	------	--------

Date Sold	Event	Amount	Proceeds	Cost Basis	Long Term	Short Term	Total Gains/Losses
11/03/2021	 Converted from TRAC	33.50245708	\$94.02	\$106.28	None	-\$12.27	-\$12.27


Date Acquired (Tax Lots)

11/03/2021	13.04631749 TRAC	\$36.61	\$35.06	None	\$1.55
11/03/2021	20.45613959 TRAC	\$57.41	\$71.22	None	-\$13.82

Date Sold	Event	Amount	Proceeds	Cost Basis	Long Term	Short Term	Total Gains/Losses
11/03/2021	 Converted from IOTX	452.22779706	\$79.71	\$94.16	None	-\$14.45	-\$14.45


Date Acquired (Tax Lots)

11/03/2021	452.22779706 IOTX	\$79.71	\$94.16	None	-\$14.45
------------	-------------------	---------	---------	------	----------

Date Sold	Event	Amount	Proceeds	Cost Basis	Long Term	Short Term	Total Gains/Losses
11/03/2021	 Converted from BAT	79.66196974	\$77.93	\$78.02	None	-\$0.08	-\$0.08


Date Acquired (Tax Lots)

11/03/2021	79.60997177 BAT	\$77.88	\$77.94	None	-\$0.06
10/30/2021	0.05199797 BAT	\$0.05	\$0.08	None	-\$0.03

Date Sold	Event	Amount	Proceeds	Cost Basis	Long Term	Short Term	Total Gains/Losses
11/03/2021	 Converted from SOL	0.318383987	\$76.38	\$76.34	None	\$0.04	\$0.04


Date Acquired (Tax Lots)

11/03/2021	0.318383987 SOL	\$76.38	\$76.34	None	\$0.04
------------	-----------------	---------	---------	------	--------

Date Sold	Event	Amount	Proceeds	Cost Basis	Long Term	Short Term	Total Gains/Losses
11/03/2021	 Converted from TRAC	27.19858938	\$67.87	\$72.08	None	-\$4.21	-\$4.21


Date Acquired (Tax Lots)

11/03/2021	27.19858938 TRAC	\$67.87	\$72.08	None	-\$4.21
------------	------------------	---------	---------	------	---------

Date Sold	Event	Amount	Proceeds	Cost Basis	Long Term	Short Term	Total Gains/Losses
11/04/2021	 Converted from SHIB	1159962.86822118	\$68.15	\$67.22	None	\$0.93	\$0.93


Date Acquired (Tax Lots)

11/03/2021	1159962.86822118 SHIB	\$68.15	\$67.22	None	\$0.93
------------	-----------------------	---------	---------	------	--------

Date Sold	Event	Amount	Proceeds	Cost Basis	Long Term	Short Term	Total Gains/Losses
11/04/2021	 Converted from TRAC	25.17561498	\$63.17	\$66.49	None	-\$3.32	-\$3.32


Date Acquired (Tax Lots)

11/04/2021	24.95917753 TRAC	\$62.63	\$65.92	None	-\$3.29
11/03/2021	0.21643745 TRAC	\$0.54	\$0.57	None	-\$0.03

Date Sold	Event	Amount	Proceeds	Cost Basis	Long Term	Short Term	Total Gains/Losses
11/04/2021	 Converted from SHIB	1019646.15634344	\$58.78	\$61.94	None	-\$3.16	-\$3.16


Date Acquired (Tax Lots)

11/04/2021	1019646.15634344 SHIB	\$58.78	\$61.94	None	-\$3.16
------------	-----------------------	---------	---------	------	---------

Date Sold	Event	Amount	Proceeds	Cost Basis	Long Term	Short Term	Total Gains/Losses
11/04/2021	 Converted from XYO	1203.74893457	\$58.19	\$57.71	None	\$0.49	\$0.49


Date Acquired (Tax Lots)

11/04/2021	1203.74893457 XYO	\$58.19	\$57.71	None	\$0.49
------------	-------------------	---------	---------	------	--------

Date Sold	Event	Amount	Proceeds	Cost Basis	Long Term	Short Term	Total Gains/Losses
11/04/2021	 Converted from AMP	748.55199212	\$52.50	\$56.45	None	-\$3.94	-\$3.94


Date Acquired (Tax Lots)

11/04/2021	748.55199212 AMP	\$52.50	\$56.45	None	-\$3.94
------------	------------------	---------	---------	------	---------

Date Sold	Event	Amount	Proceeds	Cost Basis	Long Term	Short Term	Total Gains/Losses
11/05/2021	 Converted from SHIB	1015024.85159768	\$52.43	\$51.82	None	\$0.61	\$0.61


Date Acquired (Tax Lots)

11/04/2021	1015024.85159768 SHIB	\$52.43	\$51.82	None	\$0.61
------------	-----------------------	---------	---------	------	--------

Date Sold	Event	Amount	Proceeds	Cost Basis	Long Term	Short Term	Total Gains/Losses
11/05/2021	 Converted from XYO	712.20712831	\$44.79	\$51.00	None	-\$6.21	-\$6.21


Date Acquired (Tax Lots)

11/05/2021	712.20712831 XYO	\$44.79	\$51.00	None	-\$6.21
------------	------------------	---------	---------	------	---------

Date Sold	Event	Amount	Proceeds	Cost Basis	Long Term	Short Term	Total Gains/Losses
11/05/2021	 Converted from SHIB	763294.17671239	\$47.59	\$43.47	None	\$4.12	\$4.12


Date Acquired (Tax Lots)

11/05/2021	763294.17671239 SHIB	\$47.59	\$43.47	None	\$4.12
------------	----------------------	---------	---------	------	--------

Date Sold	Event	Amount	Proceeds	Cost Basis	Long Term	Short Term	Total Gains/Losses
11/06/2021	 Converted from XYO	626.09803641	\$44.53	\$46.53	None	-\$2.01	-\$2.01


Date Acquired (Tax Lots)

11/05/2021	626.09803641 XYO	\$44.53	\$46.53	None	-\$2.01
------------	------------------	---------	---------	------	---------

Date Sold	Event	Amount	Proceeds	Cost Basis	Long Term	Short Term	Total Gains/Losses
11/06/2021	 Converted from MANA	14.59664069	\$42.92	\$43.59	None	-\$0.67	-\$0.67


Date Acquired (Tax Lots)

11/06/2021	14.59664069 MANA	\$42.92	\$43.59	None	-\$0.67
------------	------------------	---------	---------	------	---------

Date Sold	Event	Amount	Proceeds	Cost Basis	Long Term	Short Term	Total Gains/Losses
11/06/2021	 Converted from XYO	531.54475291	\$40.22	\$42.88	None	-\$2.66	-\$2.66


Date Acquired (Tax Lots)

11/06/2021	531.54475291 XYO	\$40.22	\$42.88	None	-\$2.66
------------	------------------	---------	---------	------	---------

Date Sold	Event	Amount	Proceeds	Cost Basis	Long Term	Short Term	Total Gains/Losses
11/07/2021	 Converted from MANA	13.01859835	\$36.95	\$39.44	None	-\$2.49	-\$2.49


Date Acquired (Tax Lots)

11/06/2021	13.01859835 MANA	\$36.95	\$39.44	None	-\$2.49
------------	------------------	---------	---------	------	---------

Date Sold	Event	Amount	Proceeds	Cost Basis	Long Term	Short Term	Total Gains/Losses
11/08/2021	 Converted from TRAC	12.37976103	\$28.70	\$35.92	None	-\$7.22	-\$7.22

Date Acquired (Tax Lots)

11/07/2021	12.37976103 TRAC	\$28.70	\$35.92	None	-\$7.22
------------	------------------	---------	---------	------	---------




Date Sold	Event	Amount	Proceeds	Cost Basis	Long Term	Short Term	Total Gains/Losses
11/08/2021	 Converted from DOGE	100.86743377	\$28.16	\$28.41	None	-\$0.25	-\$0.25


Date Acquired (Tax Lots)

11/08/2021	100.86743377 DOGE	\$28.16	\$28.41	None	-\$0.25
------------	-------------------	---------	---------	------	---------

Date Sold	Event	Amount	Proceeds	Cost Basis	Long Term	Short Term	Total Gains/Losses
11/09/2021	 Converted from LRC	12.36121915	\$26.22	\$27.46	None	-\$1.24	-\$1.24
Date Acquired (Tax Lots)							
11/08/2021		12.36121915 LRC	\$26.22	\$27.46	None	-\$1.24	
Date Sold	Event	Amount	Proceeds	Cost Basis	Long Term	Short Term	Total Gains/Losses
11/10/2021	 Converted from ETC	0.42058265	\$22.78	\$25.68	None	-\$2.90	-\$2.90
Date Acquired (Tax Lots)							
11/09/2021		0.42058265 ETC	\$22.78	\$25.68	None	-\$2.90	
Date Sold	Event	Amount	Proceeds	Cost Basis	Long Term	Short Term	Total Gains/Losses
11/11/2021	 Converted from ADA	10.870252	\$22.83	\$22.05	None	\$0.78	\$0.78
Date Acquired (Tax Lots)							
11/10/2021		10.870252 ADA	\$22.83	\$22.05	None	\$0.78	
Date Sold	Event	Amount	Proceeds	Cost Basis	Long Term	Short Term	Total Gains/Losses
11/13/2021	 Converted from SHIB	442064.26484907	\$22.70	\$22.35	None	\$0.35	\$0.35
Date Acquired (Tax Lots)							
11/11/2021		442064.26484907 SHIB	\$22.70	\$22.35	None	\$0.35	


Date Sold	Event	Amount	Proceeds	Cost Basis	Long Term	Short Term	Total Gains/Losses
11/14/2021	 Converted from NU	21.18055839	\$23.42	\$22.18	None	\$1.24	\$1.24
Date Acquired (Tax Lots)							
11/13/2021		21.18055839 NU	\$23.42	\$22.18	None	\$1.24	
Date Sold	Event	Amount	Proceeds	Cost Basis	Long Term	Short Term	Total Gains/Losses
11/15/2021	 Converted from DOGE	87.85666544	\$23.22	\$22.94	None	\$0.28	\$0.28
Date Acquired (Tax Lots)							
11/14/2021		87.85666544 DOGE	\$23.22	\$22.94	None	\$0.28	
Date Sold	Event	Amount	Proceeds	Cost Basis	Long Term	Short Term	Total Gains/Losses
11/17/2021	 Converted from NU	22.11198334	\$18.83	\$22.78	None	-\$3.96	-\$3.96
Date Acquired (Tax Lots)							
11/15/2021		22.11198334 NU	\$18.83	\$22.78	None	-\$3.96	
Date Sold	Event	Amount	Proceeds	Cost Basis	Long Term	Short Term	Total Gains/Losses
11/18/2021	 Converted from MANA	5.5701483	\$18.35	\$18.45	None	-\$0.10	-\$0.10
Date Acquired (Tax Lots)							
11/17/2021		5.5701483 MANA	\$18.35	\$18.45	None	-\$0.10	

Date Sold	Event	Amount	Proceeds	Cost Basis	Long Term	Short Term	Total Gains/Losses
11/19/2021	 Converted from CRO	32.7278001	\$16.68	\$18.12	None	-\$1.44	-\$1.44
Date Acquired (Tax Lots)							
11/18/2021		32.7278001 CRO	\$16.68	\$18.12	None	-\$1.44	
Date Sold	Event	Amount	Proceeds	Cost Basis	Long Term	Short Term	Total Gains/Losses
11/19/2021	 Converted from MANA	3.94262335	\$15.64	\$16.33	None	-\$0.69	-\$0.69
Date Acquired (Tax Lots)							
11/19/2021		3.94262335 MANA	\$15.64	\$16.33	None	-\$0.69	
Date Sold	Event	Amount	Proceeds	Cost Basis	Long Term	Short Term	Total Gains/Losses
11/20/2021	 Converted from MLN	0.02573361	\$2.96	\$3.00	None	-\$0.04	-\$0.04
Date Acquired (Tax Lots)							
11/20/2021		0.00857787 MLN	\$0.99	\$1.00	None	-\$0.01	
11/20/2021		0.00857787 MLN	\$0.99	\$1.00	None	-\$0.01	
11/20/2021		0.00857787 MLN	\$0.99	\$1.00	None	-\$0.01	

Date Sold	Event	Amount	Proceeds	Cost Basis	Long Term	Short Term	Total Gains/Losses
11/22/2021	 Converted from TRAC	1.50748629	\$2.55	\$2.96	None	-\$0.40	-\$0.40


Date Acquired (Tax Lots)

11/07/2021	0.01765947 TRAC	\$0.03	\$0.05	None	-\$0.02
11/20/2021	1.48982682 TRAC	\$2.52	\$2.90	None	-\$0.38

Date Sold	Event	Amount	Proceeds	Cost Basis	Long Term	Short Term	Total Gains/Losses
11/25/2021	 Converted from NU	2.92989351	\$2.45	\$2.50	None	-\$0.04	-\$0.04




Date Acquired (Tax Lots)


11/22/2021	2.92989351 NU	\$2.45	\$2.50	None	-\$0.04
------------	---------------	--------	--------	------	---------

Date Sold	Event	Amount	Proceeds	Cost Basis	Long Term	Short Term	Total Gains/Losses
11/25/2021	 Converted from REQ	3.85184724	\$3.32	\$2.44	None	\$0.88	\$0.88

Date Acquired (Tax Lots)


11/25/2021	3.85184724 REQ	\$3.32	\$2.44	None	\$0.88
------------	----------------	--------	--------	------	--------

Date Sold	Event	Amount	Proceeds	Cost Basis	Long Term	Short Term	Total Gains/Losses
11/25/2021	 Converted from SHIB	325749.97984304	\$13.70	\$15.34	None	-\$1.65	-\$1.65
Date Acquired (Tax Lots)							
11/19/2021		325228.26560197 SHIB	\$13.68	\$15.32	None	-\$1.64	
11/11/2021		521.71424107 SHIB	\$0.02	\$0.03	None	-\$0.00	
Date Sold	Event	Amount	Proceeds	Cost Basis	Long Term	Short Term	Total Gains/Losses
11/26/2021	 Converted from REQ	15.08681483	\$14.23	\$13.92	None	\$0.31	\$0.31
Date Acquired (Tax Lots)							
11/25/2021		15.08681483 REQ	\$14.23	\$13.92	None	\$0.31	
Date Sold	Event	Amount	Proceeds	Cost Basis	Long Term	Short Term	Total Gains/Losses
11/27/2021	 Converted from DOGE	82.40575861	\$16.91	\$17.05	None	-\$0.15	-\$0.15
Date Acquired (Tax Lots)							
11/26/2021		67.82292006 DOGE	\$13.91	\$13.81	None	\$0.11	
11/25/2021		14.58283855 DOGE	\$2.99	\$3.25	None	-\$0.26	

Date Sold	Event	Amount	Proceeds	Cost Basis	Long Term	Short Term	Total Gains/Losses
11/27/2021	 Converted from SHIB	408717.31008717	\$16.41	\$16.43	None	-\$0.02	-\$0.02


Date Acquired (Tax Lots)

11/27/2021	408717.31008717 SHIB	\$16.41	\$16.43	None	-\$0.02
------------	----------------------	---------	---------	------	---------

Date Sold	Event	Amount	Proceeds	Cost Basis	Long Term	Short Term	Total Gains/Losses
11/28/2021	 Converted from NU	16.13435097	\$15.09	\$16.03	None	-\$0.95	-\$0.95


Date Acquired (Tax Lots)

11/27/2021	16.13435097 NU	\$15.09	\$16.03	None	-\$0.95
------------	----------------	---------	---------	------	---------

Date Sold	Event	Amount	Proceeds	Cost Basis	Long Term	Short Term	Total Gains/Losses
11/30/2021	 Converted from BAT	8.78610693	\$13.14	\$14.79	None	-\$1.65	-\$1.65


Date Acquired (Tax Lots)

11/28/2021	8.78610693 BAT	\$13.14	\$14.79	None	-\$1.65
------------	----------------	---------	---------	------	---------

Date Sold	Event	Amount	Proceeds	Cost Basis	Long Term	Short Term	Total Gains/Losses
11/30/2021	 Converted from SHIB	254603.15118446	\$12.39	\$12.99	None	-\$0.61	-\$0.61


Date Acquired (Tax Lots)

11/30/2021	254184.14825031 SHIB	\$12.37	\$12.98	None	-\$0.61
11/27/2021	419.00293415 SHIB	\$0.02	\$0.02	None	\$0.00

Date Sold	Event	Amount	Proceeds	Cost Basis	Long Term	Short Term	Total Gains/Losses
12/02/2021	 Converted from REQ	25.93029102	\$16.71	\$12.17	None	\$4.54	\$4.54


Date Acquired (Tax Lots)

11/30/2021	25.93029102 REQ	\$16.71	\$12.17	None	\$4.54
------------	-----------------	---------	---------	------	--------

Date Sold	Event	Amount	Proceeds	Cost Basis	Long Term	Short Term	Total Gains/Losses
12/02/2021	 Converted from MANA	3.77291924	\$16.64	\$16.40	None	\$0.24	\$0.24


Date Acquired (Tax Lots)

12/02/2021	3.77291924 MANA	\$16.64	\$16.40	None	\$0.24
------------	-----------------	---------	---------	------	--------

Date Sold	Event	Amount	Proceeds	Cost Basis	Long Term	Short Term	Total Gains/Losses
12/03/2021	 Converted from MATIC	7.61211188	\$17.37	\$16.31	None	\$1.06	\$1.06


Date Acquired (Tax Lots)

12/02/2021	7.61211188 MATIC	\$17.37	\$16.31	None	\$1.06
------------	------------------	---------	---------	------	--------

Date Sold	Event	Amount	Proceeds	Cost Basis	Long Term	Short Term	Total Gains/Losses
12/05/2021	 Converted from MANA	4.33089252	\$16.94	\$17.03	None	-\$0.09	-\$0.09


Date Acquired (Tax Lots)

12/02/2021	0.00406693 MANA	\$0.02	\$0.02	None	-\$0.00
12/03/2021	4.32682559 MANA	\$16.93	\$17.01	None	-\$0.08

Date Sold	Event	Amount	Proceeds	Cost Basis	Long Term	Short Term	Total Gains/Losses
12/10/2021	 Converted from REQ	27.19444025	\$12.60	\$16.57	None	-\$3.97	-\$3.97


Date Acquired (Tax Lots)

12/05/2021	27.19444025 REQ	\$12.60	\$16.57	None	-\$3.97
------------	-----------------	---------	---------	------	---------

Date Sold	Event	Amount	Proceeds	Cost Basis	Long Term	Short Term	Total Gains/Losses
12/11/2021	 Converted from SHIB	354349.01128099	\$12.17	\$12.31	None	-\$0.14	-\$0.14


Date Acquired (Tax Lots)

12/10/2021	354349.01128099 SHIB	\$12.17	\$12.31	None	-\$0.14
------------	----------------------	---------	---------	------	---------

Date Sold	Event	Amount	Proceeds	Cost Basis	Long Term	Short Term	Total Gains/Losses
12/13/2021	 Converted from ADA	8.845377	\$11.61	\$11.89	None	-\$0.28	-\$0.28


Date Acquired (Tax Lots)

12/11/2021	8.845377 ADA	\$11.61	\$11.89	None	-\$0.28
------------	--------------	---------	---------	------	---------

Date Sold	Event	Amount	Proceeds	Cost Basis	Long Term	Short Term	Total Gains/Losses
12/14/2021	 Converted from NU	14.55567525	\$10.53	\$11.35	None	-\$0.82	-\$0.82


Date Acquired (Tax Lots)

12/13/2021	14.55567525 NU	\$10.53	\$11.35	None	-\$0.82
------------	----------------	---------	---------	------	---------

Date Sold	Event	Amount	Proceeds	Cost Basis	Long Term	Short Term	Total Gains/Losses
12/15/2021	 Converted from RLC	1.077199281	\$2.96	\$2.97	None	-\$0.01	-\$0.01


Date Acquired (Tax Lots)

12/15/2021	0.359066427 RLC	\$0.99	\$0.99	None	-\$0.00
12/15/2021	0.359066427 RLC	\$0.99	\$0.99	None	-\$0.00
12/15/2021	0.359066427 RLC	\$0.99	\$0.99	None	-\$0.00

Date Sold	Event	Amount	Proceeds	Cost Basis	Long Term	Short Term	Total Gains/Losses
12/15/2021	 Converted from CLV	2.57324841	\$2.02	\$1.98	None	\$0.04	\$0.04


Date Acquired (Tax Lots)

12/14/2021	1.2723776893548387 CLV	\$1.00	\$0.98	None	\$0.02
07/21/2021	0.01054814 CLV	\$0.01	\$0.01	None	-\$0.00
12/14/2021	1.2903225806451613 CLV	\$1.01	\$0.99	None	\$0.02

Date Sold	Event	Amount	Proceeds	Cost Basis	Long Term	Short Term	Total Gains/Losses
12/17/2021	 Converted from TRAC	4.21830968	\$4.61	\$4.88	None	-\$0.27	-\$0.27


Date Acquired (Tax Lots)

12/15/2021	1.70754789 TRAC	\$1.87	\$1.97	None	-\$0.11
12/15/2021	2.51076179 TRAC	\$2.75	\$2.90	None	-\$0.16

Date Sold	Event	Amount	Proceeds	Cost Basis	Long Term	Short Term	Total Gains/Losses
12/22/2021	 Converted from YFI	0.00016975	\$5.66	\$4.52	None	\$1.14	\$1.14

Date Acquired (Tax Lots)

12/17/2021	0.00016975 YFI	\$5.66	\$4.52	None	\$1.14
------------	----------------	--------	--------	------	--------

Date Sold	Event	Amount	Proceeds	Cost Basis	Long Term	Short Term	Total Gains/Losses
12/22/2021	 Converted from DOGE	54.18207971	\$9.50	\$10.28	None	-\$0.79	-\$0.79

Date Acquired (Tax Lots)

12/14/2021	54.18207971 DOGE	\$9.50	\$10.28	None	-\$0.79
------------	------------------	--------	---------	------	---------