

Gain / Loss report

Chandrasekhar Raparathi | 9cbc2f8e-ad6d-5004-9b00-1be1d2cae7b8 | chandugitameeee@gmail.com

About report

This report includes all taxable activity with realized gains or losses. For US customers, Sells and Converts are taxable events that realize gains. This report does not include taxable events like Staking or Coinbase Earn that result in income. For final tax obligations, please consult your tax advisor.

Summary

Cost Basis Method: **HIFO**

Data source	Long-term	Short-term	Total gains/losses
Coinbase	None	\$226.60	\$226.60
Total	None	\$226.60	\$226.60

Report legend

Short-term

The tax you pay on capital gains or losses depends on how long you hold the asset. If you hold an asset for 1 year or less, you pay the short term capital gains tax rate.

Long-term



The tax you pay on capital gains or losses depends on how long you hold the asset. If you hold an asset for 1 year and 1 day, or longer, you pay the long term capital gains tax rate.


Proceeds

The amount of money you received when you sold your cryptocurrency. If you received USD in exchange for your cryptocurrency then the cash you received is your proceeds. If you exchanged one cryptocurrency for another it will be the dollar value of the crypto you received.

Data source: Coinbase


These are taxable transactions incurring realized gains or losses where Coinbase all relevant data points.

Date Sold	Event	Amount	Proceeds	Cost Basis	Long Term	Short Term	Total Gains/Losses
03/04/2021	 Sold BTC	0.02598018	\$1,235.33	\$1,000.00	None	\$235.33	\$235.33
Date Acquired (Tax Lots)							
	01/29/2021	0.01437145 BTC	\$683.35	\$500.00	None	\$183.35	
	02/09/2021	0.00637195 BTC	\$302.98	\$300.00	None	\$2.98	
	02/03/2021	0.00523678 BTC	\$249.00	\$200.00	None	\$49.00	
Date Sold	Event	Amount	Proceeds	Cost Basis	Long Term	Short Term	Total Gains/Losses
03/05/2021	 Sold DASH	2.53971906	\$513.23	\$500.00	None	\$13.23	\$13.23
Date Acquired (Tax Lots)							
	02/13/2021	2.53971906 DASH	\$513.23	\$500.00	None	\$13.23	

Date Sold	Event	Amount	Proceeds	Cost Basis	Long Term	Short Term	Total Gains/Losses
09/18/2021	 Sold XLM	29.8236661	\$8.69	\$10.00	None	-\$1.31	-\$1.31


Date Acquired (Tax Lots)

09/09/2021	5.9590494 XLM	\$1.74	\$2.00	None	-\$0.26
09/09/2021	5.9726453 XLM	\$1.74	\$2.00	None	-\$0.26
09/09/2021	5.9621404 XLM	\$1.74	\$2.00	None	-\$0.26
09/09/2021	5.9571857 XLM	\$1.74	\$2.00	None	-\$0.26
09/09/2021	5.9726453 XLM	\$1.74	\$2.00	None	-\$0.26

Date Sold	Event	Amount	Proceeds	Cost Basis	Long Term	Short Term	Total Gains/Losses
09/18/2021	 Sold COMP	0.02171498	\$7.76	\$9.01	None	-\$1.25	-\$1.25


Date Acquired (Tax Lots)

09/09/2021	0.00722544 COMP	\$2.58	\$3.00	None	-\$0.42
09/09/2021	0.0072641 COMP	\$2.60	\$3.00	None	-\$0.41
09/09/2021	0.00722544 COMP	\$2.58	\$3.00	None	-\$0.42

Date Sold	Event	Amount	Proceeds	Cost Basis	Long Term	Short Term	Total Gains/Losses
09/18/2021	 Sold GRT	4.67157139	\$2.89	\$4.00	None	-\$1.11	-\$1.11


Date Acquired (Tax Lots)

09/09/2021	1.16455107 GRT	\$0.72	\$1.00	None	-\$0.28
09/09/2021	1.16455107 GRT	\$0.72	\$1.00	None	-\$0.28
09/09/2021	1.17164616 GRT	\$0.72	\$1.00	None	-\$0.27
09/09/2021	1.17082309 GRT	\$0.72	\$1.00	None	-\$0.27

Date Sold	Event	Amount	Proceeds	Cost Basis	Long Term	Short Term	Total Gains/Losses
09/18/2021	 Sold CHZ	9.20340734	\$2.02	\$3.00	None	-\$0.98	-\$0.98


Date Acquired (Tax Lots)

09/17/2021	3.0703101 CHZ	\$0.67	\$1.00	None	-\$0.33
09/17/2021	3.0703101 CHZ	\$0.67	\$1.00	None	-\$0.33
09/17/2021	3.06278714 CHZ	\$0.67	\$1.00	None	-\$0.33

Date Sold	Event	Amount	Proceeds	Cost Basis	Long Term	Short Term	Total Gains/Losses
09/18/2021	 Sold FET	3.34150278	\$1.87	\$3.00	None	-\$1.13	-\$1.13


Date Acquired (Tax Lots)

09/09/2021	1.11333779 FET	\$0.62	\$1.00	None	-\$0.38
09/09/2021	1.1148272 FET	\$0.62	\$1.00	None	-\$0.38
09/09/2021	1.11333779 FET	\$0.62	\$1.00	None	-\$0.38

Date Sold	Event	Amount	Proceeds	Cost Basis	Long Term	Short Term	Total Gains/Losses
09/18/2021	 Sold CLV	2.17391304	\$1.96	\$3.01	None	-\$1.05	-\$1.05


Date Acquired (Tax Lots)

09/09/2021	0.72463768 CLV	\$0.65	\$1.00	None	-\$0.35
09/09/2021	0.72463768 CLV	\$0.65	\$1.00	None	-\$0.35
09/09/2021	0.72463768 CLV	\$0.65	\$1.00	None	-\$0.35

Date Sold	Event	Amount	Proceeds	Cost Basis	Long Term	Short Term	Total Gains/Losses
09/18/2021	 Sold BTC	0.00005843	\$1.83	\$3.05	None	-\$1.22	-\$1.22


Date Acquired (Tax Lots)

09/08/2021	0.00005843 BTC	\$1.83	\$3.05	None	-\$1.22
------------	----------------	--------	--------	------	---------

Date Sold	Event	Amount	Proceeds	Cost Basis	Long Term	Short Term	Total Gains/Losses
09/18/2021	 Sold AMP	55.90411456	\$1.81	\$3.00	None	-\$1.19	-\$1.19


Date Acquired (Tax Lots)

09/09/2021	18.64280388 AMP	\$0.60	\$1.00	None	-\$0.40
09/09/2021	18.64280388 AMP	\$0.60	\$1.00	None	-\$0.40
09/09/2021	18.6185068 AMP	\$0.60	\$1.00	None	-\$0.40

Date Sold	Event	Amount	Proceeds	Cost Basis	Long Term	Short Term	Total Gains/Losses
11/15/2021	 Sold SHIB	382138.83103732	\$18.51	\$25.54	None	-\$7.03	-\$7.03


Date Acquired (Tax Lots)

10/29/2021	382138.83103732 SHIB	\$18.51	\$25.54	None	-\$7.03
------------	----------------------	---------	---------	------	---------

Date Sold	Event	Amount	Proceeds	Cost Basis	Long Term	Short Term	Total Gains/Losses
11/16/2021	 Sold USDT	13.437411	\$11.89	\$15.00	None	-\$3.11	-\$3.11

Date Acquired (Tax Lots)

11/15/2021	13.437411 USDT	\$11.89	\$15.00	None	-\$3.11
------------	----------------	---------	---------	------	---------

Date Sold	Event	Amount	Proceeds	Cost Basis	Long Term	Short Term	Total Gains/Losses
11/16/2021	 Sold DOGE	14.54629877	\$2.42	\$5.00	None	-\$2.58	-\$2.58

Date Acquired (Tax Lots)

11/10/2021	14.54629877 DOGE	\$2.42	\$5.00	None	-\$2.58
------------	------------------	--------	--------	------	---------