

IRS e-file Signature Authorization

▶ ERO must obtain and retain completed Form 8879.
▶ Go to www.irs.gov/Form8879 for the latest information.

Submission Identification Number (SID) ▶

Taxpayer's name IRSHAD BAIG MOHAMMAD	Social security number 641-13-5832
Spouse's name PARVEEN SULTANA SHAIK	Spouse's social security number 897-85-2175

Part I Tax Return Information – Tax Year Ending December 31, 2021 (Enter year you are authorizing.)

Enter whole dollars only on lines 1 through 5.

Note: Form 1040-SS filers use line 4 only. Leave lines 1, 2, 3, and 5 blank.

1 Adjusted gross income	1	126,304.
2 Total tax	2	13,630.
3 Federal income tax withheld from Form(s) W-2 and Form(s) 1099	3	9,774.
4 Amount you want refunded to you	4	
5 Amount you owe	5	256.

Part II Taxpayer Declaration and Signature Authorization (Be sure you get and keep a copy of your return)

Under penalties of perjury, I declare that I have examined a copy of the income tax return (original or amended) I am now authorizing, and to the best of my knowledge and belief, it is true, correct, and complete. I further declare that the amounts in Part I above are the amounts from the income tax return (original or amended) I am now authorizing. I consent to allow my intermediate service provider, transmitter, or electronic return originator (ERO) to send my return to the IRS and to receive from the IRS (a) an acknowledgement of receipt or reason for rejection of the transmission, (b) the reason for any delay in processing the return or refund, and (c) the date of any refund. If applicable, I authorize the U.S. Treasury and its designated Financial Agent to initiate an ACH electronic funds withdrawal (direct debit) entry to the financial institution account indicated in the tax preparation software for payment of my federal taxes owed on this return and/or a payment of estimated tax, and the financial institution to debit the entry to this account. This authorization is to remain in full force and effect until I notify the U.S. Treasury Financial Agent to terminate the authorization. To revoke (cancel) a payment, I must contact the U.S. Treasury Financial Agent at 1-888-353-4537. Payment cancellation requests must be received no later than 2 business days prior to the payment (settlement) date. I also authorize the financial institutions involved in the processing of the electronic payment of taxes to receive confidential information necessary to answer inquiries and resolve issues related to the payment. I further acknowledge that the personal identification number (PIN) below is my signature for the income tax return (original or amended) I am now authorizing and, if applicable, my Electronic Funds Withdrawal Consent.

Taxpayer's PIN: check one box only

I authorize GLOBAL TAXES LLC to enter or generate my PIN

3	5	8	3	2
---	---	---	---	---

 as my signature on the income tax return (original or amended) I am now authorizing.

I will enter my PIN as my signature on the income tax return (original or amended) I am now authorizing. Check this box **only** if you are entering your own PIN **and** your return is filed using the Practitioner PIN method. The ERO must complete Part III below.

Your signature ▶ _____ Date ▶ _____

Spouse's PIN: check one box only

I authorize GLOBAL TAXES LLC to enter or generate my PIN

5	2	1	7	5
---	---	---	---	---

 as my signature on the income tax return (original or amended) I am now authorizing.

I will enter my PIN as my signature on the income tax return (original or amended) I am now authorizing. Check this box **only** if you are entering your own PIN **and** your return is filed using the Practitioner PIN method. The ERO must complete Part III below.

Spouse's signature ▶ _____ Date ▶ _____

Practitioner PIN Method Returns Only—continue below

Part III Certification and Authentication – Practitioner PIN Method Only

ERO's EFIN/PIN. Enter your six-digit EFIN followed by your five-digit self-selected PIN.

5	8	7	2	7	8						
---	---	---	---	---	---	--	--	--	--	--	--

 Don't enter all zeros

I certify that the above numeric entry is my PIN, which is my signature for the electronic individual income tax return (original or amended) I am now authorized to file for tax year indicated above for the taxpayer(s) indicated above. I confirm that I am submitting this return in accordance with the requirements of the Practitioner PIN method and **Pub. 1345**, Handbook for Authorized IRS e-file Providers of Individual Income Tax Returns.

ERO's signature ▶ _____ Date ▶ _____

ERO Must Retain This Form – See Instructions
Don't Submit This Form to the IRS Unless Requested To Do So

IF you live in . . .	THEN use this address to send in your payment . . .
Alabama, Florida, Georgia, Louisiana, Mississippi, North Carolina, South Carolina, Tennessee, Texas	Internal Revenue Service P.O. Box 1214 Charlotte, NC 28201-1214
Arkansas, Connecticut, Delaware, District of Columbia, Illinois, Indiana, Iowa, Kentucky, Maine, Maryland, Massachusetts, Minnesota, Missouri, New Hampshire, New Jersey, New York, Oklahoma, Rhode Island, Vermont, Virginia, West Virginia, Wisconsin	Internal Revenue Service P.O. Box 931000 Louisville, KY 40293-1000
Alaska, Arizona, California, Colorado, Hawaii, Idaho, Kansas, Michigan, Montana, Nebraska, Nevada, New Mexico, North Dakota, Ohio, Oregon, Pennsylvania, South Dakota, Utah, Washington, Wyoming	Internal Revenue Service P.O. Box 802501 Cincinnati, OH 45280-2501
A foreign country, American Samoa, or Puerto Rico (or are excluding income under Internal Revenue Code 933), or use an APO or FPO address, or file Form 2555 or 4563, or are a dual-status alien or nonpermanent resident of Guam or the U.S. Virgin Islands	Internal Revenue Service P.O. Box 1303 Charlotte, NC 28201-1303

MAIL FORM 1040-V TO THE INTERNAL REVENUE SERVICE CENTER AT THE ADDRESS LISTED BELOW.

▼ Detach Here and Mail With Your Payment and Return ▼

Department of the Treasury
Internal Revenue Service (99)

2021

Form 1040-V Payment Voucher

- ▶ Use this voucher when making a payment with Form 1040.
- ▶ Do not staple this voucher or your payment to Form 1040.
- ▶ Make your check or money order payable to the 'United States Treasury.'
- ▶ Write your social security number (SSN) on your check or money order.

Enter the amount of your payment ▶	256.
--	-------------

REV 02/16/22 PRO 1555

IRSHAD BAIG MOHAMMAD
PARVEEN SULTANA SHAIK
2029 PERRIN COURT
WINSTON SALEM NC 27101

INTERNAL REVENUE SERVICE
P.O. BOX 1214
CHARLOTTE, NC 28201-1214

Filing Status [] Single [X] Married filing jointly [] Married filing separately (MFS) [] Head of household (HOH) [] Qualifying widow(er) (QW)
Check only one box. If you checked the MFS box, enter the name of your spouse. If you checked the HOH or QW box, enter the child's name if the qualifying person is a child but not your dependent

Form fields for personal information: Your first name and middle initial (IRSHAD BAIG), Last name (MOHAMMAD), Your social security number (641-13-5832), Spouse's social security number (897-85-2175), Home address (2029 PERRIN COURT), City (WINSTON SALEM), State (NC), ZIP code (27101).

At any time during 2021, did you receive, sell, exchange, or otherwise dispose of any financial interest in any virtual currency? [X] Yes [] No

Standard Deduction Someone can claim: [] You as a dependent [] Your spouse as a dependent [] Spouse itemizes on a separate return or you were a dual-status alien

Age/Blindness You: [] Were born before January 2, 1957 [] Are blind Spouse: [] Was born before January 2, 1957 [] Is blind

Table with 6 columns: (1) First name, Last name, (2) Social security number, (3) Relationship to you, (4) Child tax credit, Credit for other dependents. Lists dependents AAISHA and ALISHA MOHAMMAD.

Main tax calculation table with 15 rows. Includes sections for Attach Sch. B if required, Standard Deduction for (with bullet points for filing status), and final Taxable income of 100,604.

**SCHEDULE 1
(Form 1040)**

Department of the Treasury
Internal Revenue Service

Additional Income and Adjustments to Income

▶ **Attach to Form 1040, 1040-SR, or 1040-NR.**
▶ **Go to www.irs.gov/Form1040 for instructions and the latest information.**

OMB No. 1545-0074

2021
Attachment
Sequence No. **01**

Name(s) shown on Form 1040, 1040-SR, or 1040-NR
IRSHAD BAIG MOHAMMAD & PARVEEN SULTANA SHAIK

Your social security number
641-13-5832

Part I Additional Income

1	Taxable refunds, credits, or offsets of state and local income taxes	1	
2a	Alimony received	2a	
b	Date of original divorce or separation agreement (see instructions) ▶ _____		
3	Business income or (loss). Attach Schedule C	3	
4	Other gains or (losses). Attach Form 4797	4	
5	Rental real estate, royalties, partnerships, S corporations, trusts, etc. Attach Schedule E	5	-13,157.
6	Farm income or (loss). Attach Schedule F	6	
7	Unemployment compensation	7	
8	Other income:		
a	Net operating loss	8a	()
b	Gambling income	8b	
c	Cancellation of debt	8c	
d	Foreign earned income exclusion from Form 2555	8d	()
e	Taxable Health Savings Account distribution	8e	
f	Alaska Permanent Fund dividends	8f	
g	Jury duty pay	8g	
h	Prizes and awards	8h	
i	Activity not engaged in for profit income	8i	
j	Stock options	8j	
k	Income from the rental of personal property if you engaged in the rental for profit but were not in the business of renting such property	8k	
l	Olympic and Paralympic medals and USOC prize money (see instructions)	8l	
m	Section 951(a) inclusion (see instructions)	8m	
n	Section 951A(a) inclusion (see instructions)	8n	
o	Section 461(l) excess business loss adjustment	8o	
p	Taxable distributions from an ABLE account (see instructions)	8p	
z	Other income. List type and amount ▶ _____	8z	
9	Total other income. Add lines 8a through 8z	9	
10	Combine lines 1 through 7 and 9. Enter here and on Form 1040, 1040-SR, or 1040-NR, line 8	10	-13,157.

For Paperwork Reduction Act Notice, see your tax return instructions.

Schedule 1 (Form 1040) 2021

Part II Adjustments to Income

11	Educator expenses		11	
12	Certain business expenses of reservists, performing artists, and fee-basis government officials. Attach Form 2106		12	
13	Health savings account deduction. Attach Form 8889		13	
14	Moving expenses for members of the Armed Forces. Attach Form 3903		14	
15	Deductible part of self-employment tax. Attach Schedule SE		15	
16	Self-employed SEP, SIMPLE, and qualified plans		16	
17	Self-employed health insurance deduction		17	
18	Penalty on early withdrawal of savings		18	
19a	Alimony paid		19a	
b	Recipient's SSN	▶ _____		
c	Date of original divorce or separation agreement (see instructions) ▶ _____			
20	IRA deduction		20	
21	Student loan interest deduction		21	
22	Reserved for future use		22	
23	Archer MSA deduction		23	
24	Other adjustments:			
a	Jury duty pay (see instructions)	24a		
b	Deductible expenses related to income reported on line 8k from the rental of personal property engaged in for profit	24b		
c	Nontaxable amount of the value of Olympic and Paralympic medals and USOC prize money reported on line 8l	24c		
d	Reforestation amortization and expenses	24d		
e	Repayment of supplemental unemployment benefits under the Trade Act of 1974	24e		
f	Contributions to section 501(c)(18)(D) pension plans	24f		
g	Contributions by certain chaplains to section 403(b) plans	24g		
h	Attorney fees and court costs for actions involving certain unlawful discrimination claims (see instructions)	24h		
i	Attorney fees and court costs you paid in connection with an award from the IRS for information you provided that helped the IRS detect tax law violations	24i		
j	Housing deduction from Form 2555	24j		
k	Excess deductions of section 67(e) expenses from Schedule K-1 (Form 1041)	24k		
z	Other adjustments. List type and amount ▶ _____	24z		
25	Total other adjustments. Add lines 24a through 24z		25	
26	Add lines 11 through 23 and 25. These are your adjustments to income . Enter here and on Form 1040 or 1040-SR, line 10, or Form 1040-NR, line 10a		26	

SCHEDULE D
(Form 1040)

Capital Gains and Losses

OMB No. 1545-0074

2021

Attachment
Sequence No. **12**

Department of the Treasury
Internal Revenue Service (99)

▶ **Attach to Form 1040, 1040-SR, or 1040-NR.**
▶ **Go to www.irs.gov/ScheduleD for instructions and the latest information.**
▶ **Use Form 8949 to list your transactions for lines 1b, 2, 3, 8b, 9, and 10.**

Name(s) shown on return

IRSHAD BAIG MOHAMMAD & PARVEEN SULTANA SHAIK

Your social security number

641-13-5832

Did you dispose of any investment(s) in a qualified opportunity fund during the tax year? **Yes** **No**

If "Yes," attach Form 8949 and see its instructions for additional requirements for reporting your gain or loss.

Part I Short-Term Capital Gains and Losses—Generally Assets Held One Year or Less (see instructions)

See instructions for how to figure the amounts to enter on the lines below.

This form may be easier to complete if you round off cents to whole dollars.

	(d) Proceeds (sales price)	(e) Cost (or other basis)	(g) Adjustments to gain or loss from Form(s) 8949, Part I, line 2, column (g)	(h) Gain or (loss) Subtract column (e) from column (d) and combine the result with column (g)
1a Totals for all short-term transactions reported on Form 1099-B for which basis was reported to the IRS and for which you have no adjustments (see instructions). However, if you choose to report all these transactions on Form 8949, leave this line blank and go to line 1b .				
1b Totals for all transactions reported on Form(s) 8949 with Box A checked	348,004.	327,516.		20,488.
2 Totals for all transactions reported on Form(s) 8949 with Box B checked				
3 Totals for all transactions reported on Form(s) 8949 with Box C checked				
4 Short-term gain from Form 6252 and short-term gain or (loss) from Forms 4684, 6781, and 8824				4
5 Net short-term gain or (loss) from partnerships, S corporations, estates, and trusts from Schedule(s) K-1				5
6 Short-term capital loss carryover. Enter the amount, if any, from line 8 of your Capital Loss Carryover Worksheet in the instructions				6 ()
7 Net short-term capital gain or (loss). Combine lines 1a through 6 in column (h). If you have any long-term capital gains or losses, go to Part II below. Otherwise, go to Part III on the back				7 20,488.

Part II Long-Term Capital Gains and Losses—Generally Assets Held More Than One Year (see instructions)

See instructions for how to figure the amounts to enter on the lines below.

This form may be easier to complete if you round off cents to whole dollars.

	(d) Proceeds (sales price)	(e) Cost (or other basis)	(g) Adjustments to gain or loss from Form(s) 8949, Part II, line 2, column (g)	(h) Gain or (loss) Subtract column (e) from column (d) and combine the result with column (g)
8a Totals for all long-term transactions reported on Form 1099-B for which basis was reported to the IRS and for which you have no adjustments (see instructions). However, if you choose to report all these transactions on Form 8949, leave this line blank and go to line 8b .				
8b Totals for all transactions reported on Form(s) 8949 with Box D checked				
9 Totals for all transactions reported on Form(s) 8949 with Box E checked				
10 Totals for all transactions reported on Form(s) 8949 with Box F checked				
11 Gain from Form 4797, Part I; long-term gain from Forms 2439 and 6252; and long-term gain or (loss) from Forms 4684, 6781, and 8824				11
12 Net long-term gain or (loss) from partnerships, S corporations, estates, and trusts from Schedule(s) K-1				12
13 Capital gain distributions. See the instructions				13
14 Long-term capital loss carryover. Enter the amount, if any, from line 13 of your Capital Loss Carryover Worksheet in the instructions				14 ()
15 Net long-term capital gain or (loss). Combine lines 8a through 14 in column (h). Then, go to Part III on the back				15

Part III Summary

<p>16 Combine lines 7 and 15 and enter the result</p> <ul style="list-style-type: none"> • If line 16 is a gain, enter the amount from line 16 on Form 1040, 1040-SR, or 1040-NR, line 7. Then, go to line 17 below. • If line 16 is a loss, skip lines 17 through 20 below. Then, go to line 21. Also be sure to complete line 22. • If line 16 is zero, skip lines 17 through 21 below and enter -0- on Form 1040, 1040-SR, or 1040-NR, line 7. Then, go to line 22. 	16	20,488.
<p>17 Are lines 15 and 16 both gains?</p> <p><input type="checkbox"/> Yes. Go to line 18.</p> <p><input checked="" type="checkbox"/> No. Skip lines 18 through 21, and go to line 22.</p>		
<p>18 If you are required to complete the 28% Rate Gain Worksheet (see instructions), enter the amount, if any, from line 7 of that worksheet ▶</p>	18	
<p>19 If you are required to complete the Unrecaptured Section 1250 Gain Worksheet (see instructions), enter the amount, if any, from line 18 of that worksheet ▶</p>	19	
<p>20 Are lines 18 and 19 both zero or blank and are you not filing Form 4952?</p> <p><input type="checkbox"/> Yes. Complete the Qualified Dividends and Capital Gain Tax Worksheet in the instructions for Forms 1040 and 1040-SR, line 16. Don't complete lines 21 and 22 below.</p> <p><input type="checkbox"/> No. Complete the Schedule D Tax Worksheet in the instructions. Don't complete lines 21 and 22 below.</p>		
<p>21 If line 16 is a loss, enter here and on Form 1040, 1040-SR, or 1040-NR, line 7, the smaller of:</p> <ul style="list-style-type: none"> • The loss on line 16; or • (\$3,000), or if married filing separately, (\$1,500) } <p>Note: When figuring which amount is smaller, treat both amounts as positive numbers.</p>	21	()
<p>22 Do you have qualified dividends on Form 1040, 1040-SR, or 1040-NR, line 3a?</p> <p><input type="checkbox"/> Yes. Complete the Qualified Dividends and Capital Gain Tax Worksheet in the instructions for Forms 1040 and 1040-SR, line 16.</p> <p><input checked="" type="checkbox"/> No. Complete the rest of Form 1040, 1040-SR, or 1040-NR.</p>		

Sales and Other Dispositions of Capital Assets

Department of the Treasury
Internal Revenue Service

► Go to www.irs.gov/Form8949 for instructions and the latest information.
► File with your Schedule D to list your transactions for lines 1b, 2, 3, 8b, 9, and 10 of Schedule D.

Name(s) shown on return

Social security number or taxpayer identification number

IRSHAD BAIG MOHAMMAD & PARVEEN SULTANA SHAIK

641-13-5832

Before you check Box A, B, or C below, see whether you received any Form(s) 1099-B or substitute statement(s) from your broker. A substitute statement will have the same information as Form 1099-B. Either will show whether your basis (usually your cost) was reported to the IRS by your broker and may even tell you which box to check.

Part I Short-Term. Transactions involving capital assets you held 1 year or less are generally short-term (see instructions). For long-term transactions, see page 2.

Note: You may aggregate all short-term transactions reported on Form(s) 1099-B showing basis was reported to the IRS and for which no adjustments or codes are required. Enter the totals directly on Schedule D, line 1a; you aren't required to report these transactions on Form 8949 (see instructions).

You must check Box A, B, or C below. Check only one box. If more than one box applies for your short-term transactions, complete a separate Form 8949, page 1, for each applicable box. If you have more short-term transactions than will fit on this page for one or more of the boxes, complete as many forms with the same box checked as you need.

- (A)** Short-term transactions reported on Form(s) 1099-B showing basis was reported to the IRS (see **Note** above)
- (B)** Short-term transactions reported on Form(s) 1099-B showing basis **wasn't** reported to the IRS
- (C)** Short-term transactions not reported to you on Form 1099-B

1	(a) Description of property (Example: 100 sh. XYZ Co.)	(b) Date acquired (Mo., day, yr.)	(c) Date sold or disposed of (Mo., day, yr.)	(d) Proceeds (sales price) (see instructions)	(e) Cost or other basis. See the Note below and see <i>Column (e)</i> in the separate instructions	Adjustment, if any, to gain or loss. If you enter an amount in column (g), enter a code in column (f). See the separate instructions.		(h) Gain or (loss). Subtract column (e) from column (d) and combine the result with column (g)
						(f) Code(s) from instructions	(g) Amount of adjustment	
	E*TRADE SECURITIES LLC		12/31/21	348,004.	327,516.			20,488.
2 Totals. Add the amounts in columns (d), (e), (g), and (h) (subtract negative amounts). Enter each total here and include on your Schedule D, line 1b (if Box A above is checked), line 2 (if Box B above is checked), or line 3 (if Box C above is checked) ►				348,004.	327,516.			20,488.

Note: If you checked Box A above but the basis reported to the IRS was incorrect, enter in column (e) the basis as reported to the IRS, and enter an adjustment in column (g) to correct the basis. See *Column (g)* in the separate instructions for how to figure the amount of the adjustment.

**SCHEDULE E
(Form 1040)**

Supplemental Income and Loss

OMB No. 1545-0074

(From rental real estate, royalties, partnerships, S corporations, estates, trusts, REMICs, etc.)

2021

Department of the Treasury
Internal Revenue Service (99)

▶ Attach to Form 1040, 1040-SR, 1040-NR, or 1041.

Attachment
Sequence No. **13**

▶ Go to www.irs.gov/ScheduleE for instructions and the latest information.

Name(s) shown on return

Your social security number

IRSHAD BAIG MOHAMMAD & PARVEEN SULTANA SHAIK

641-13-5832

Part I Income or Loss From Rental Real Estate and Royalties Note: If you are in the business of renting personal property, use Schedule C. See instructions. If you are an individual, report farm rental income or loss from Form 4835 on page 2, line 40.

A Did you make any payments in 2021 that would require you to file Form(s) 1099? See instructions Yes No

B If "Yes," did you or will you file required Form(s) 1099? Yes No

1a	Physical address of each property (street, city, state, ZIP code)				
A	2029 PERRIN COURT WINSTON SALEM NC 27101				
B	1-359A, BACK OF TAXI STAND VUYURU ANDHRA PRADESH IN 521165				
C					
1b	Type of Property (from list below)	2 For each rental real estate property listed above, report the number of fair rental and personal use days. Check the QJV box only if you meet the requirements to file as a qualified joint venture. See instructions.	Fair Rental Days	Personal Use Days	QJV
A	2		365	0	<input type="checkbox"/>
B	3		365	0	<input type="checkbox"/>
C					<input type="checkbox"/>

Type of Property:

- 1 Single Family Residence 3 Vacation/Short-Term Rental 5 Land 7 Self-Rental
- 2 Multi-Family Residence 4 Commercial 6 Royalties 8 Other (describe)

Income:		Properties:	A	B	C
3	Rents received	3			
4	Royalties received	4			
Expenses:					
5	Advertising	5			
6	Auto and travel (see instructions)	6			
7	Cleaning and maintenance	7		1,570.	
8	Commissions.	8			
9	Insurance	9			
10	Legal and other professional fees	10			
11	Management fees	11		1,680.	
12	Mortgage interest paid to banks, etc. (see instructions)	12	4,127.		
13	Other interest.	13		4,500.	
14	Repairs.	14		1,280.	
15	Supplies	15			
16	Taxes	16			
17	Utilities.	17			
18	Depreciation expense or depletion	18			
19	Other (list) ▶ _____	19			
20	Total expenses. Add lines 5 through 19	20	4,127.	9,030.	
21	Subtract line 20 from line 3 (rents) and/or 4 (royalties). If result is a (loss), see instructions to find out if you must file Form 6198	21	-4,127.	-9,030.	
22	Deductible rental real estate loss after limitation, if any, on Form 8582 (see instructions)	22	(4,127.)	(9,030.)	()
23a	Total of all amounts reported on line 3 for all rental properties	23a			
b	Total of all amounts reported on line 4 for all royalty properties	23b			
c	Total of all amounts reported on line 12 for all properties	23c		4,127.	
d	Total of all amounts reported on line 18 for all properties	23d			
e	Total of all amounts reported on line 20 for all properties	23e		13,157.	
24	Income. Add positive amounts shown on line 21. Do not include any losses	24			
25	Losses. Add royalty losses from line 21 and rental real estate losses from line 22. Enter total losses here	25	(13,157.)
26	Total rental real estate and royalty income or (loss). Combine lines 24 and 25. Enter the result here. If Parts II, III, IV, and line 40 on page 2 do not apply to you, also enter this amount on Schedule 1 (Form 1040), line 5. Otherwise, include this amount in the total on line 41 on page 2	26			-13,157.

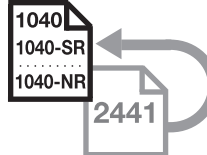
For Paperwork Reduction Act Notice, see the separate instructions.

NPA

-13,157.

Schedule E (Form 1040) 2021

Child and Dependent Care Expenses



Department of the Treasury
Internal Revenue Service (99)

▶ Attach to Form 1040, 1040-SR, or 1040-NR.
▶ Go to www.irs.gov/Form2441 for instructions and the latest information.

Name(s) shown on return

IRSHAD BAIG MOHAMMAD & PARVEEN SULTANA SHAIK

Your social security number

641-13-5832

A You can't claim a credit for child and dependent care expenses if your filing status is married filing separately unless you meet the requirements listed in the instructions under "Married Persons Filing Separately." If you meet these requirements, check this box

B For 2021, your credit for child and dependent care expenses is refundable if you, or your spouse if married filing jointly, had a principal place of abode in the United States for more than half of 2021. If you meet these requirements, check this box

Part I **Persons or Organizations Who Provided the Care—You must complete this part.**
If you have more than three care providers, see the instructions and check this box

1	(a) Care provider's name	(b) Address (number, street, apt. no., city, state, and ZIP code)	(c) Identifying number (SSN or EIN)	(d) Check here if the care provider is your household employee. (see instructions)	(e) Amount paid (see instructions)
				<input type="checkbox"/>	
				<input type="checkbox"/>	
				<input type="checkbox"/>	

Did you receive dependent care benefits? **No** → Complete only Part II below.
 Yes → Complete Part III on page 2 next.

Caution: If the care was provided in your home, you may owe employment taxes. For details, see the instructions for Schedule H (Form 1040). If you incurred care expenses in 2021 but didn't pay them until 2022, or if you prepaid in 2021 for care to be provided in 2022, don't include these expenses in column (c) of line 2 for 2021. See the instructions.

Part II **Credit for Child and Dependent Care Expenses**

2 Information about your **qualifying person(s)**. If you have more than three qualifying persons, see the instructions and check this box

(a) Qualifying person's name		(b) Qualifying person's social security number	(c) Qualified expenses you incurred and paid in 2021 for the person listed in column (a)
First	Last		

3	Add the amounts in column (c) of line 2. Don't enter more than \$8,000 if you had one qualifying person or \$16,000 if you had two or more persons. If you completed Part III, enter the amount from line 31	3	
4	Enter your earned income . See instructions	4	
5	If married filing jointly, enter your spouse's earned income (if you or your spouse was a student or was disabled, see the instructions); all others , enter the amount from line 4	5	0.
6	Enter the smallest of line 3, 4, or 5	6	
7	Enter the amount from Form 1040, 1040-SR, or 1040-NR, line 11	7	
8	Enter on line 8 the decimal amount shown below that applies to the amount on line 7. <ul style="list-style-type: none"> If line 7 is \$125,000 or less, enter .50 on line 8. If line 7 is over \$125,000 and no more than \$438,000, see the instructions for line 8 for the amount to enter. If line 7 is over \$438,000, don't complete line 8. Enter zero on line 9a. You may be able to claim a credit on line 9b. 	8	X
9a	Multiply line 6 by the decimal amount on line 8	9a	
b	If you paid 2020 expenses in 2021, complete Worksheet A in the instructions. Enter the amount from line 13 of the worksheet here. Otherwise, go to line 10	9b	
10	Add lines 9a and 9b and enter the result. If you checked the box on line B above, this is your refundable credit for child and dependent care expenses ; enter the amount from this line on Schedule 3 (Form 1040), line 13g, and don't complete line 11. If you didn't check the box on line B above, go to line 11	10	
11	Nonrefundable credit for child and dependent care expenses. If you didn't check the box on line B above, your credit is nonrefundable and limited by the amount of your tax; see the instructions to figure the portion of line 10 that you can claim and enter that amount here and on Schedule 3 (Form 1040), line 2	11	

Part III Dependent Care Benefits

12	Enter the total amount of dependent care benefits you received in 2021. Amounts you received as an employee should be shown in box 10 of your Form(s) W-2. Don't include amounts reported as wages in box 1 of Form(s) W-2. If you were self-employed or a partner, include amounts you received under a dependent care assistance program from your sole proprietorship or partnership	12	615.
13	Enter the amount, if any, you carried over from 2020 and used in 2021. See instructions	13	
14	If you forfeited or carried over to 2022 any of the amounts reported on line 12 or 13, enter the amount. See instructions	14	()
15	Combine lines 12 through 14. See instructions	15	615.
16	Enter the total amount of qualified expenses incurred in 2021 for the care of the qualifying person(s)	16	
17	Enter the smaller of line 15 or 16	17	0.
18	Enter your earned income . See instructions	18	118,358.
19	Enter the amount shown below that applies to you. <ul style="list-style-type: none"> • If married filing jointly, enter your spouse's earned income (if you or your spouse was a student or was disabled, see the instructions for line 5). • If married filing separately, see instructions. • All others, enter the amount from line 18. 	19	
20	Enter the smallest of line 17, 18, or 19	20	0.
21	Enter \$10,500 (\$5,250 if married filing separately and you were required to enter your spouse's earned income on line 19). If you entered an amount on line 13, add it to the \$10,500 or \$5,250 amount you enter on line 21. However, don't enter more than the maximum amount allowed under your dependent care plan. See instructions	21	10,500.
22	Is any amount on line 12 or 13 from your sole proprietorship or partnership? <input checked="" type="checkbox"/> No. Enter -0-. <input type="checkbox"/> Yes. Enter the amount here	22	0.
23	Subtract line 22 from line 15	23	615.
24	Deductible benefits. Enter the smallest of line 20, 21, or 22. Also, include this amount on the appropriate line(s) of your return. See instructions	24	0.
25	Excluded benefits. If you checked "No" on line 22, enter the smaller of line 20 or 21. Otherwise, subtract line 24 from the smaller of line 20 or line 21. If zero or less, enter -0-	25	0.
26	Taxable benefits. Subtract line 25 from line 23. If zero or less, enter -0-. Also, include this amount on Form 1040 or 1040-SR, line 1; or Form 1040-NR, line 1a. On the dotted line next to Form 1040 or 1040-SR, line 1; or Form 1040-NR, line 1a, enter "DCB"	26	615.

To claim the child and dependent care credit, complete lines 27 through 31 below.

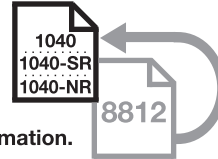
27	Enter \$8,000 (\$16,000 if two or more qualifying persons)	27	
28	Add lines 24 and 25	28	
29	Subtract line 28 from line 27. If zero or less, stop . You can't take the credit. Exception. If you paid 2020 expenses in 2021, see the instructions for line 9b	29	
30	Complete line 2 on page 1 of this form. Don't include in column (c) any benefits shown on line 28 above. Then, add the amounts in column (c) and enter the total here	30	
31	Enter the smaller of line 29 or 30. Also, enter this amount on line 3 on page 1 of this form and complete lines 4 through 11	31	

SCHEDULE 8812
(Form 1040)

Credits for Qualifying Children and Other Dependents

▶ Attach to Form 1040, 1040-SR, or 1040-NR.

▶ Go to www.irs.gov/Schedule8812 for instructions and the latest information.



OMB No. 1545-0074

2021

Attachment Sequence No. **47**

Department of the Treasury
Internal Revenue Service (99)

Name(s) shown on return

IRSHAD BAIG MOHAMMAD & PARVEEN SULTANA SHAIK

Your social security number

641-13-5832

Part I-A Child Tax Credit and Credit for Other Dependents

1	Enter the amount from line 11 of your Form 1040, 1040-SR, or 1040-NR		1	126,304.
2a	Enter income from Puerto Rico that you excluded	2a		
b	Enter the amounts from lines 45 and 50 of your Form 2555	2b	0.	
c	Enter the amount from line 15 of your Form 4563	2c		
d	Add lines 2a through 2c	2d	0.	
3	Add lines 1 and 2d	3	126,304.	
4a	Number of qualifying children under age 18 with the required social security number	4a	2.	
b	Number of children included on line 4a who were under age 6 at the end of 2021	4b	2.	
c	Subtract line 4b from line 4a	4c	0.	
5	If line 4a is more than zero, enter the amount from the Line 5 Worksheet ; otherwise, enter -0-	5	7,200.	
6	Number of other dependents, including any qualifying children who are not under age 18 or who do not have the required social security number	6	0.	
Caution: Do not include yourself, your spouse, or anyone who is not a U.S. citizen, U.S. national, or U.S. resident alien. Also, do not include anyone you included on line 4a.				
7	Multiply line 6 by \$500	7		
8	Add lines 5 and 7	8	7,200.	
9	Enter the amount shown below for your filing status. • Married filing jointly—\$400,000 } • All other filing statuses—\$200,000 }	9	400,000.	
10	Subtract line 9 from line 3. • If zero or less, enter -0-. • If more than zero and not a multiple of \$1,000, enter the next multiple of \$1,000. For example, if the result is \$425, enter \$1,000; if the result is \$1,025, enter \$2,000, etc.	10	0.	
11	Multiply line 10 by 5% (0.05)	11	0.	
12	Subtract line 11 from line 8. If zero or less, enter -0-	12	7,200.	
13	Check all the boxes that apply to you (or your spouse if married filing jointly). A Check here if you (or your spouse if married filing jointly) had a principal place of abode in the United States for more than half of 2021 <input checked="" type="checkbox"/> B Check here if you (or your spouse if married filing jointly) were a bona fide resident of Puerto Rico for 2021 <input type="checkbox"/>			

Part I-B Filers Who Check a Box on Line 13

Caution: If you did not check a box on line 13, do not complete Part I-B; instead, skip to Part I-C.

14a	Enter the smaller of line 7 or line 12	14a	0.
b	Subtract line 14a from line 12	14b	7,200.
c	If line 14a is zero, enter -0-; otherwise, enter the amount from the Credit Limit Worksheet A	14c	0.
d	Enter the smaller of line 14a or line 14c	14d	0.
e	Add lines 14b and 14d	14e	7,200.
f	Enter the aggregate amount of advance child tax credit payments you (and your spouse if filing jointly) received for 2021. See your Letter(s) 6419 for the amounts to include on this line. If you are missing Letter 6419, see the instructions before entering an amount on this line. If you didn't receive any advance child tax credit payments for 2021, enter -0- Caution: If the amount on this line doesn't match the aggregate amounts reported to you (and your spouse if filing jointly) on your Letter(s) 6419, the processing of your return will be delayed.	14f	3,600.
g	Subtract line 14f from line 14e. If zero or less, enter -0- on lines 14g through 14i and go to Part III	14g	3,600.
h	Enter the smaller of line 14d or line 14g. This is your credit for other dependents. Enter this amount on line 19 of your Form 1040, 1040-SR, or 1040-NR	14h	0.
i	Subtract line 14h from line 14g. This is your refundable child tax credit. Enter this amount on line 28 of your Form 1040, 1040-SR, or 1040-NR	14i	3,600.

For Paperwork Reduction Act Notice, see your tax return instructions.

BAA

REV 02/16/22 PRO

Schedule 8812 (Form 1040) 2021

Part I-C Filers Who Do Not Check a Box on Line 13

Caution: If you checked a box on line 13, do not complete Part I-C.

15a	Enter the amount from the Credit Limit Worksheet A	15a	
b	Enter the smaller of line 12 or line 15a	15b	
	Additional child tax credit. Complete Parts II-A through II-C if you meet each of the following items.		
	1. You are not filing Form 2555.		
	2. Line 4a is more than zero.		
	3. Line 12 is more than line 15a.		
c	If you completed Parts II-A through II-C, enter the amount from line 27; otherwise, enter -0-	15c	
d	Add lines 15b and 15c	15d	
e	Enter the aggregate amount of advance child tax credit payments you (and your spouse if filing jointly) received for 2021. See your Letter(s) 6419 for the amounts to include on this line. If you are missing Letter 6419, see the instructions before entering an amount on this line. If you didn't receive any advance child tax credit payments for 2021, enter -0-	15e	
	Caution: If the amount on this line doesn't match the aggregate amounts reported to you (and your spouse if filing jointly) on your Letter(s) 6419, the processing of your return will be delayed.		
f	Subtract line 15e from line 15d. If zero or less, enter -0- on lines 15f through 15h and go to Part III	15f	
g	Enter the smaller of line 15b or line 15f. This is your nonrefundable child tax credit and credit for other dependents. Enter this amount on line 19 of your Form 1040, 1040-SR, or 1040-NR.	15g	
h	Subtract line 15g from line 15f. This is your additional child tax credit. Enter this amount on line 28 of your Form 1040, 1040-SR, or 1040-NR	15h	

Part II-A Additional Child Tax Credit (use only if completing Part I-C)

Caution: If you file Form 2555, do not complete Parts II-A through II-C; you cannot claim the additional child tax credit.

Caution: If you checked a box on line 13, do not complete Parts II-A through II-C; you cannot claim the additional child tax credit.

16a	Subtract line 15b from line 12. If zero, skip Parts II-A and II-B and enter -0- on line 27	16a	
b	Number of qualifying children under 18 with the required social security number: _____ x \$1,400. Enter the result. If zero, skip Parts II-A and II-B and enter -0- on line 27	16b	
	TIP: The number of children you use for this line is the same as the number of children you used for line 4a.		
17	Enter the smaller of line 16a or line 16b	17	
18a	Earned income (see instructions)	18a	
b	Nontaxable combat pay (see instructions)	18b	
19	Is the amount on line 18a more than \$2,500? <input type="checkbox"/> No. Leave line 19 blank and enter -0- on line 20. <input type="checkbox"/> Yes. Subtract \$2,500 from the amount on line 18a. Enter the result	19	
20	Multiply the amount on line 19 by 15% (0.15) and enter the result	20	
	Next. On line 16b, is the amount \$4,200 or more? <input type="checkbox"/> No. If line 20 is zero, enter -0- on line 15c. Otherwise, skip Part II-B and enter the smaller of line 17 or line 20 on line 27. <input type="checkbox"/> Yes. If line 20 is equal to or more than line 17, skip Part II-B and enter the amount from line 17 on line 27. Otherwise, go to line 21.		

Part II-B Certain Filers Who Have Three or More Qualifying Children

21	Withheld social security, Medicare, and Additional Medicare taxes from Form(s) W-2, boxes 4 and 6. If married filing jointly, include your spouse's amounts with yours. If your employer withheld or you paid Additional Medicare Tax or tier 1 RRTA taxes, see instructions	21	
22	Enter the total of the amounts from Schedule 1 (Form 1040), line 15; Schedule 2 (Form 1040), line 5; Schedule 2 (Form 1040), line 6; and Schedule 2 (Form 1040), line 13	22	
23	Add lines 21 and 22	23	
24	1040 and 1040-SR filers: Enter the total of the amounts from Form 1040 or 1040-SR, line 27a, and Schedule 3 (Form 1040), line 11. } 1040-NR filers: Enter the amount from Schedule 3 (Form 1040), line 11. }	24	
25	Subtract line 24 from line 23. If zero or less, enter -0-	25	
26	Enter the larger of line 20 or line 25	26	
	Next, enter the smaller of line 17 or line 26 on line 27.		

Part II-C Additional Child Tax Credit

27	Enter this amount on line 15c	27	
-----------	---	-----------	--

Part III Additional Tax (use only if line 14g or line 15f, whichever applies, is zero)

28a	Enter the amount from line 14f or line 15e, whichever applies	28a	
b	Enter the amount from line 14e or line 15d, whichever applies	28b	
29	Excess advance child tax credit payments. Subtract line 28b from line 28a. If zero, stop; you do not owe the additional tax	29	
30	Enter the number of qualifying children taken into account in determining the annual advance amount you received for 2021. See your Letter 6419 for this number. If you are missing your Letter 6419, you are filing a joint return, or you received more than one Letter 6419, see the instructions before entering a number on this line Caution: If the amount on this line doesn't match the number of qualifying children reported to you (and your spouse if filing jointly) on your Letter(s) 6419, the processing of your return will be delayed.	30	
31	Enter the smaller of line 4a or line 30	31	
32	Subtract line 31 from line 30. If zero, skip to line 40 and enter the amount from line 29; otherwise, continue to line 33	32	
33	Enter the amount shown below for your filing status. <ul style="list-style-type: none"> • Married filing jointly or Qualifying widow(er)—\$60,000 • Head of household—\$50,000 • All other filing statuses—\$40,000 	33	
34	Subtract line 33 from line 3. If zero or less, enter -0-	34	
35	Enter the amount from line 33	35	
36	Divide line 34 by line 35. Enter the result as a decimal (rounded to at least three places). If the result is 1.000 or more, enter 1.000	36	
37	Multiply line 32 by \$2,000	37	
38	Multiply line 37 by line 36	38	
39	Subtract line 38 from line 37	39	
40	Subtract line 39 from line 29. If zero or less, enter -0-. This is your additional tax. If more than zero, enter this amount on Schedule 2 (Form 1040), line 19	40	

Health Savings Accounts (HSAs)

Department of the Treasury
Internal Revenue Service

▶ **Attach to Form 1040, 1040-SR, or 1040-NR.**
▶ **Go to www.irs.gov/Form8889 for instructions and the latest information.**

2021
Attachment
Sequence No. **52**

Name(s) shown on Form 1040, 1040-SR, or 1040-NR
IRSHAD BAIG MOHAMMAD

Social security number of HSA beneficiary. If both spouses have HSAs, see instructions ▶ 641-13-5832

Before you begin: Complete Form 8853, Archer MSAs and Long-Term Care Insurance Contracts, if required.

Part I HSA Contributions and Deduction. See the instructions before completing this part. If you are filing jointly and both you and your spouse each have separate HSAs, complete a separate Part I for each spouse.

1	Check the box to indicate your coverage under a high-deductible health plan (HDHP) during 2021. See instructions ▶	<input type="checkbox"/> Self-only	<input checked="" type="checkbox"/> Family
2	HSA contributions you made for 2021 (or those made on your behalf), including those made from January 1, 2022, through April 15, 2022, that were for 2021. Do not include employer contributions, contributions through a cafeteria plan, or rollovers. See instructions	2	0.
3	If you were under age 55 at the end of 2021 and, on the first day of every month during 2021, you were, or were considered, an eligible individual with the same coverage, enter \$3,600 (\$7,200 for family coverage). All others , see the instructions for the amount to enter	3	7,200.
4	Enter the amount you and your employer contributed to your Archer MSAs for 2021 from Form 8853, lines 1 and 2. If you or your spouse had family coverage under an HDHP at any time during 2021, also include any amount contributed to your spouse's Archer MSAs	4	0.
5	Subtract line 4 from line 3. If zero or less, enter -0-	5	7,200.
6	Enter the amount from line 5. But if you and your spouse each have separate HSAs and had family coverage under an HDHP at any time during 2021, see the instructions for the amount to enter	6	7,200.
7	If you were age 55 or older at the end of 2021, married, and you or your spouse had family coverage under an HDHP at any time during 2021, enter your additional contribution amount. See instructions	7	
8	Add lines 6 and 7	8	7,200.
9	Employer contributions made to your HSAs for 2021	9	700.
10	Qualified HSA funding distributions	10	
11	Add lines 9 and 10	11	700.
12	Subtract line 11 from line 8. If zero or less, enter -0-	12	6,500.
13	HSA deduction. Enter the smaller of line 2 or line 12 here and on Schedule 1 (Form 1040), Part II, line 13 Caution: If line 2 is more than line 13, you may have to pay an additional tax. See instructions.	13	0.

Part II HSA Distributions. If you are filing jointly and both you and your spouse each have separate HSAs, complete a separate Part II for each spouse.

14a	Total distributions you received in 2021 from all HSAs (see instructions)	14a	
b	Distributions included on line 14a that you rolled over to another HSA. Also include any excess contributions (and the earnings on those excess contributions) included on line 14a that were withdrawn by the due date of your return. See instructions	14b	
c	Subtract line 14b from line 14a	14c	
15	Qualified medical expenses paid using HSA distributions (see instructions)	15	
16	Taxable HSA distributions. Subtract line 15 from line 14c. If zero or less, enter -0-. Also, include this amount in the total on Schedule 1 (Form 1040), Part I, line 8e	16	
17a	If any of the distributions included on line 16 meet any of the Exceptions to the Additional 20% Tax (see instructions), check here ▶ <input type="checkbox"/>		
b	Additional 20% tax (see instructions). Enter 20% (0.20) of the distributions included on line 16 that are subject to the additional 20% tax. Also, include this amount in the total on Schedule 2 (Form 1040), Part II, line 17c	17b	

Part III Income and Additional Tax for Failure To Maintain HDHP Coverage. See the instructions before completing this part. If you are filing jointly and both you and your spouse each have separate HSAs, complete a separate Part III for each spouse.

18	Last-month rule	18	
19	Qualified HSA funding distribution	19	
20	Total income. Add lines 18 and 19. Include this amount on Schedule 1 (Form 1040), Part I, line 8z, and enter "HSA" and the amount on the dotted line	20	
21	Additional tax. Multiply line 20 by 10% (0.10). Include this amount in the total on Schedule 2 (Form 1040), Part II, line 17d	21	

Paid Preparer's Due Diligence Checklist

Earned Income Credit (EIC), American Opportunity Tax Credit (AOTC),
Child Tax Credit (CTC) (including the Additional Child Tax Credit (ACTC)) and
Credit for Other Dependents (ODC), and Head of Household (HOH) Filing Status

▶ To be completed by preparer and filed with Form 1040, 1040-SR, 1040-NR, 1040-PR, or 1040-SS.
▶ Go to www.irs.gov/Form8867 for instructions and the latest information.

OMB No. 1545-0074

Attachment
Sequence No. **70**

Taxpayer name(s) shown on return IRSHAD BAIG MOHAMMAD & PARVEEN SULTANA SHAIK	Taxpayer identification number 641-13-5832
Enter preparer's name and PTIN SYAM PRIYA RAM SAGAR GUPTA TALLAM	P02082703

Part I Due Diligence Requirements

Please check the appropriate box for the credit(s) and/or HOH filing status claimed on the return and complete the related Parts I-V for the benefit(s) claimed (check all that apply). EIC CTC/ACTC/ODC AOTC HOH

	Yes	No	N/A
1 Did you complete the return based on information for the applicable tax year provided by the taxpayer or reasonably obtained by you? (See instructions if relying on prior year earned income.)	<input checked="" type="checkbox"/>	<input type="checkbox"/>	
2 If credits are claimed on the return, did you complete the applicable EIC and/or CTC/ACTC/ODC worksheets found in the Form 1040, 1040-SR, 1040-NR, 1040-PR, 1040-SS, or Schedule 8812 (Form 1040) instructions, and/or the AOTC worksheet found in the Form 8863 instructions, or your own worksheet(s) that provides the same information, and all related forms and schedules for each credit claimed?	<input checked="" type="checkbox"/>	<input type="checkbox"/>	<input type="checkbox"/>
3 Did you satisfy the knowledge requirement? To meet the knowledge requirement, you must do both of the following. • Interview the taxpayer, ask questions, and contemporaneously document the taxpayer's responses to determine that the taxpayer is eligible to claim the credit(s) and/or HOH filing status. • Review information to determine that the taxpayer is eligible to claim the credit(s) and/or HOH filing status and to figure the amount(s) of any credit(s)	<input checked="" type="checkbox"/>	<input type="checkbox"/>	
4 Did any information provided by the taxpayer or a third party for use in preparing the return, or information reasonably known to you, appear to be incorrect, incomplete, or inconsistent? (If "Yes," answer questions 4a and 4b. If "No," go to question 5.)	<input type="checkbox"/>	<input checked="" type="checkbox"/>	
a Did you make reasonable inquiries to determine the correct, complete, and consistent information?	<input type="checkbox"/>	<input type="checkbox"/>	
b Did you contemporaneously document your inquiries? (Documentation should include the questions you asked, whom you asked, when you asked, the information that was provided, and the impact the information had on your preparation of the return.)	<input type="checkbox"/>	<input type="checkbox"/>	
5 Did you satisfy the record retention requirement? To meet the record retention requirement, you must keep a copy of your documentation referenced in question 4b, a copy of this Form 8867, a copy of any applicable worksheet(s), a record of how, when, and from whom the information used to prepare Form 8867 and any applicable worksheet(s) was obtained, and a copy of any document(s) provided by the taxpayer that you relied on to determine eligibility for the credit(s) and/or HOH filing status or to figure the amount(s) of the credit(s)	<input checked="" type="checkbox"/>	<input type="checkbox"/>	
List those documents provided by the taxpayer, if any, that you relied on: _____ _____ _____			
6 Did you ask the taxpayer whether he/she could provide documentation to substantiate eligibility for the credit(s) and/or HOH filing status and the amount(s) of any credit(s) claimed on the return if his/her return is selected for audit?	<input checked="" type="checkbox"/>	<input type="checkbox"/>	
7 Did you ask the taxpayer if any of these credits were disallowed or reduced in a previous year? (If credits were disallowed or reduced, go to question 7a; if not, go to question 8.)	<input checked="" type="checkbox"/>	<input type="checkbox"/>	<input type="checkbox"/>
a Did you complete the required recertification Form 8862?	<input type="checkbox"/>	<input type="checkbox"/>	<input type="checkbox"/>
8 If the taxpayer is reporting self-employment income, did you ask questions to prepare a complete and correct Schedule C (Form 1040)?	<input type="checkbox"/>	<input type="checkbox"/>	<input type="checkbox"/>

Part II Due Diligence Questions for Returns Claiming EIC (If the return does not claim EIC, go to Part III.)

	Yes	No	N/A
9a Have you determined that the taxpayer is eligible to claim the EIC for the number of qualifying children claimed, or is eligible to claim the EIC without a qualifying child? (If the taxpayer is claiming the EIC and does not have a qualifying child, go to question 10.)	<input type="checkbox"/>	<input type="checkbox"/>	
b Did you ask the taxpayer if the child lived with the taxpayer for over half of the year, even if the taxpayer has supported the child the entire year?	<input type="checkbox"/>	<input type="checkbox"/>	
c Did you explain to the taxpayer the rules about claiming the EIC when a child is the qualifying child of more than one person (tiebreaker rules)?	<input type="checkbox"/>	<input type="checkbox"/>	<input type="checkbox"/>

Part III Due Diligence Questions for Returns Claiming CTC/ACTC/ODC (If the return does not claim CTC, ACTC, or ODC, go to Part IV.)

	Yes	No	N/A
10 Have you determined that each qualifying person for the CTC/ACTC/ODC is the taxpayer's dependent who is a citizen, national, or resident of the United States?	<input checked="" type="checkbox"/>	<input type="checkbox"/>	
11 Did you explain to the taxpayer that he/she may not claim the CTC/ACTC if the child has not lived with the taxpayer for over half of the year, even if the taxpayer has supported the child, unless the child's custodial parent has released a claim to exemption for the child?	<input checked="" type="checkbox"/>	<input type="checkbox"/>	<input type="checkbox"/>
12 Did you explain to the taxpayer the rules about claiming the CTC/ACTC/ODC for a child of divorced or separated parents (or parents who live apart), including any requirement to attach a Form 8332 or similar statement to the return?	<input checked="" type="checkbox"/>	<input type="checkbox"/>	<input type="checkbox"/>

Part IV Due Diligence Questions for Returns Claiming AOTC (If the return does not claim AOTC, go to Part V.)

	Yes	No
13 Did the taxpayer provide substantiation for the credit, such as a Form 1098-T and/or receipts for the qualified tuition and related expenses for the claimed AOTC?	<input type="checkbox"/>	<input type="checkbox"/>

Part V Due Diligence Questions for Claiming HOH (If the return does not claim HOH filing status, go to Part VI.)

	Yes	No
14 Have you determined that the taxpayer was unmarried or considered unmarried on the last day of the tax year and provided more than half of the cost of keeping up a home for the year for a qualifying person?	<input type="checkbox"/>	<input type="checkbox"/>

Part VI Eligibility Certification

- ▶ **You will have complied with all due diligence requirements for claiming the applicable credit(s) and/or HOH filing status on the return of the taxpayer identified above if you:**
 - A. Interview the taxpayer, ask adequate questions, contemporaneously document the taxpayer's responses on the return or in your notes, review adequate information to determine if the taxpayer is eligible to claim the credit(s) and/or HOH filing status and to figure the amount(s) of the credit(s);
 - B. Complete this Form 8867 truthfully and accurately and complete the actions described in this checklist for any applicable credit(s) claimed and HOH filing status, if claimed;
 - C. Submit Form 8867 in the manner required; **and**
 - D. Keep all five of the following records for 3 years from the latest of the dates specified in the Form 8867 instructions under *Document Retention*.
 - 1. A copy of this Form 8867.
 - 2. The applicable worksheet(s) or your own worksheet(s) for any credit(s) claimed.
 - 3. Copies of any documents provided by the taxpayer on which you relied to determine the taxpayer's eligibility for the credit(s) and/or HOH filing status and to figure the amount(s) of the credit(s).
 - 4. A record of how, when, and from whom the information used to prepare this form and the applicable worksheet(s) was obtained.
 - 5. A record of any additional information you relied upon, including questions you asked and the taxpayer's responses, to determine the taxpayer's eligibility for the credit(s) and/or HOH filing status and to figure the amount(s) of the credit(s).

▶ **If you have not complied with all due diligence requirements, you may have to pay a penalty for each failure to comply related to a claim of an applicable credit or HOH filing status (see instructions for more information).**

	Yes	No
15 Do you certify that all of the answers on this Form 8867 are, to the best of your knowledge, true, correct, and complete?	<input checked="" type="checkbox"/>	<input type="checkbox"/>

Instructions for Form D-400V, Payment Voucher

What Is Form D-400V and Why Should You Use It?

It is a statement you send with your payment of a balance due on Form D-400. Using Form D-400V allows the Department to process your payment more accurately and efficiently. We strongly encourage you to use Form D-400V. (Do not use Form D-400V when making a payment of a balance due on an amended Form D-400. Use Form D-400V Amended.)

Making an Online Payment

To pay your tax via our online payment portal please visit www.ncdor.gov or use your mobile device to scan the QR code below.



Benefits of Paying Taxes Online

- Secure and convenient
- Schedule payments in advance
- Bank drafts (free), MasterCard or Visa (\$2 convenience fee for every \$100 paid)
- Your payment will be processed efficiently and you will receive receipt of payment.

Preparing and Sending Your Payment

- Make your check or money order payable in U.S. dollars to the **NC Department of Revenue**. **Note:** The Department will not accept a check, money order, or cashier's check unless it is drawn on a U.S. (domestic) bank and the funds are payable in U.S. dollars.
- Make sure your name and address appear on your check or money order.
- Enter "Tax Year and Form D-400," your daytime phone number, and your SSN on your check or money order. If you are filing a joint return, enter the SSN shown first on your return.

- Cut across the dotted line and send the completed voucher and your check or money order.

What if You File Electronically?

If you choose to file electronically and have a balance due, follow your transmitter's or preparer's instructions for making your payment.

Important Reminders

- **Do not** use this payment voucher if you pay your tax online.
- **Do not** staple, tape, paper clip or otherwise attach your check or money order to the voucher.
- **Do not** fold the voucher or check.
- **Do not** use this voucher to pay quarterly estimated tax.
- **Do not** use a photocopy of the voucher.
- **Do not** use another person's voucher.
- **Do not** send cash.



Cut Here



D-400V (50) **Individual Income Payment Voucher**
9-16-08 North Carolina Department of Revenue

REV 02/15/22 PRO

641135832 MOHA 2029 27101 897852175

IRSHAD BAIG MOHAMMAD PARVEEN SULTA SHAIK

2029 PERRIN COURT For Calendar Year 2021

AMOUNT OF THIS PAYMENT

WINSTON SALEM NC 27101

This must match the amount shown on your check or money order.

Taxpayer/Paid Preparer: SYAM PRIYA RAM SAGAR G

\$ 318.00

Date: 02 20 22 Phone: (678) 965-9522

7270150106



20214 6411358320 0000000 06408

Mail to:
NCDOR, PO Box 25000,
Raleigh, NC 27640-0640

D-400 (50) 8-23-21 **2021 Individual Income Tax Return**

< Staple All Pages of Your Return and W-2s Here


North Carolina Department of Revenue

Amended Return

DOR
Use
Only

For calendar year 2021, or fiscal year beginning <u>21</u> and ending _____		Are you a veteran? Yes <input type="checkbox"/> No <input checked="" type="checkbox"/>
IRSHAD BAIG MOHAMMAD PARVEEN SULTA SHAIK 2029 PERRIN COURT Your SSN: 641135832 WINSTON NC 27101 FORSY Spouse's SSN: 897852175		Is your spouse a veteran? Yes <input type="checkbox"/> No <input checked="" type="checkbox"/>
Filing Status <input type="checkbox"/> 1. Single <input checked="" type="checkbox"/> 2. Married Filing Jointly <input type="checkbox"/> 3. Married Filing Separately <input type="checkbox"/> 4. Head of Household <input type="checkbox"/> 5. Qualifying Widow(er)		Were you granted an automatic extension to file your 2021 federal income tax return, e.g., Form 1040? Yes <input type="checkbox"/> No <input checked="" type="checkbox"/>
Were you a resident of N.C. for the entire year? Yes <input checked="" type="checkbox"/> No <input type="checkbox"/> Return for deceased taxpayer. Date of death: _____ Was your spouse a resident for the entire year? Yes <input checked="" type="checkbox"/> No <input type="checkbox"/> Return for deceased spouse. Date of death: _____		Year spouse died: _____
N.C. Education Endowment Fund: You may contribute to the N.C. Education Endowment Fund by making a contribution or designating some or all of your overpayment to the Fund. To make a contribution, enclose Form NC-EDU and your payment of \$ <u>0</u> To designate your overpayment to the Fund, enter the amount of your designation on Page 2, Line 31. (See instructions for information about the Fund.)		
<input type="checkbox"/> Select box if you, or if married filing jointly, your spouse were out of the country on April 15, 2022, and a U.S. citizen or resident.		
<input type="checkbox"/> Select box if return is filed and signed by Executor, Administrator, or Court-Appointed Personal Representative.		

FS	2	PP	Y	DT	N	OC	N	TPRES	Y	SPRES	Y	VT	N	SVT	N
MOHA	2029	27101	DS	N	EA	N	TD			SD				FDEXT	N
IRSHAD BAIG		MOHAMMAD						641135832						FORSY	
PARVEEN SULTA		SHAIK						897852175		NC		27101			
2029 PERRIN COURT								WINSTON SALEM							
06		126304		16				0		26C				0	
07		0		18	Y			0		26E				0	
09		0		20A				5184		EU					
10A		2		20B				0		27				318	
10B		0		21A				0		29				0	
11	S	Y	I	N				0		30				0	
11		21500		21C				0		31				0	
13		00000		21D				0		32				0	
14		104804		26A				318		34				0	
15		5502		26B				0							
TN		8177137586		PN				6789659522		PP				P02082703	



Sign Return Below <input type="checkbox"/> Refund Due <u>0</u> <input checked="" type="checkbox"/> Payment Due <u>318</u>	
I declare and certify that I have examined this return and accompanying schedules and statements, and to the best of my knowledge and belief, they are true, correct, and complete. <input type="checkbox"/> Check here if you authorize the North Carolina Department of Revenue to discuss this return and attachments with the paid preparer below.	
Your Signature _____ Date _____	Spouse's Signature (If filing joint return, both must sign.) _____ Date _____
8177137586 Contact Phone No. (Include area code)	
PAID PREPARER USE ONLY If prepared by a person other than taxpayer, this certification is based on all information of which the preparer has any knowledge.	
SYAM PRIYA RAM SAGAR GUPT <u>02 20 2</u> <u>6789659522</u>	<u>P02082703</u>
Paid Preparer's Signature _____ Date _____	Preparer's Contact Phone Number (Include area code) _____ Preparer's FEIN, SSN, or PTIN _____
If REFUND, mail return to: N.C. DEPT. OF REVENUE, P.O. BOX R, RALEIGH, NC 27634-0001 If you ARE NOT due a refund, mail return, any payment, and D-400V to: N.C. DEPT. OF REVENUE, P.O. BOX 25000, RALEIGH, NC 27640-0640	

D-400 Line-by-Line Information

6.	Federal Adjusted Gross Income	6.	126304
7.	Additions to Federal Adjusted Gross Income	7.	0
8.	Add Lines 6 and 7	8.	126304
9.	Deductions From Federal Adjusted Gross Income	9.	0
10.	Child Deduction		
	a. Enter the number of qualifying children for whom you were allowed a federal child tax credit	10a.	2
	b. Enter the amount of the child deduction	10b.	0
11.	N.C. Standard Deduction	11.	Y
11.	N.C. Itemized Deduction	11.	N
11.	Deduction amount	11.	21500
12.	a. Add Lines 9, 10b, and 11	12a.	21500
	b. Subtract amount on Line 12a from Line 8	12b.	104804
13.	Part-year Residents and Nonresidents Taxable Percentage	13.	0.0000
14.	N.C. Taxable Income	14.	104804
15.	N.C. Income Tax	15.	5502
16.	Tax Credits	16.	0
17.	Subtract Line 16 from Line 15	17.	5502
18.	Consumer Use Tax	18.	0
	You certify that no Consumer Use Tax is due		Y
19.	Add Lines 17 and 18	19.	5502

North Carolina Income Tax Withheld

20a.	Your tax withheld	20a.	5184
20b.	Spouse's tax withheld	20b.	0

Other Tax Payments

21a.	2021 estimated tax	21a.	0
21b.	Paid with extension	21b.	0
21c.	Partnership	21c.	0
21d.	S Corporation	21d.	0
22.	Amended Returns Only - Previous payments	22.	0
23.	Total Payments	23.	5184
24.	Amended Returns Only - Previous refunds	24.	0
25.	Subtract Line 24 from Line 23	25.	5184
26a.	Tax Due	26a.	318
26b.	Penalties	26b.	0
26c.	Interest	26c.	0
26d.	Add Lines 26b and 26c and enter the total on 26d	26d.	0
EU	Exception to Underpayment of Estimated Tax	EU	
26e.	Interest on the Underpayment of Estimated Income Tax	26e.	0
27.	Pay this Amount	27.	318
28.	Overpayment	28.	0

Amount of Refund to Apply to:

29.	Amount of Line 28 to be applied to 2022 Estimated Income Tax	29.	0
30.	N.C. Nongame and Endangered Wildlife Fund	30.	0
31.	N.C. Education Endowment Fund	31.	0
32.	N.C. Breast and Cervical Cancer Control Program	32.	0
33.	Add Lines 29 through 32	33.	0
34.	Amount to be Refunded	34.	0