

Gain / Loss report

bhargavi moram | 24748dea-049e-571f-b39d-fe5bfa997897 | bhargavimoram@gmail.com

About report

This report includes all taxable activity with realized gains or losses. For US customers, Sells and Converts are taxable events that realize gains. This report does not include taxable events like Staking or Coinbase Earn that result in income. For final tax obligations, please consult your tax advisor.

Summary

Cost Basis Method: **HIFO**

Data source	Long-term	Short-term	Total gains/losses
Coinbase	None	\$77.60	\$77.60
Total	None	\$77.60	\$77.60

Report legend

Short-term

The tax you pay on capital gains or losses depends on how long you hold the asset. If you hold an asset for 1 year or less, you pay the short term capital gains tax rate.

Long-term



The tax you pay on capital gains or losses depends on how long you hold the asset. If you hold an asset for 1 year and 1 day, or longer, you pay the long term capital gains tax rate.


Proceeds

The amount of money you received when you sold your cryptocurrency. If you received USD in exchange for your cryptocurrency then the cash you received is your proceeds. If you exchanged one cryptocurrency for another it will be the dollar value of the crypto you received.

Data source: Coinbase


These are taxable transactions incurring realized gains or losses where Coinbase all relevant data points.

Date Sold	Event	Amount	Proceeds	Cost Basis	Long Term	Short Term	Total Gains/Losses
07/04/2021	 Sold ETC	2.66444086	\$148.64	\$100.00	None	\$48.64	\$48.64
Date Acquired (Tax Lots)							
	06/22/2021	2.66444086 ETC	\$148.64	\$100.00	None	\$48.64	
Date Sold	Event	Amount	Proceeds	Cost Basis	Long Term	Short Term	Total Gains/Losses
08/06/2021	 Sold ICP	4.97143309	\$246.28	\$276.12	None	-\$29.84	-\$29.84
Date Acquired (Tax Lots)							
	06/08/2021	1.0164649 ICP	\$50.35	\$87.00	None	-\$36.65	
	06/12/2021	0.19232458 ICP	\$9.53	\$13.00	None	-\$3.47	
	07/05/2021	1.01175925 ICP	\$50.12	\$48.00	None	\$2.12	
	07/05/2021	2.75088436 ICP	\$136.28	\$128.12	None	\$8.16	

Date Sold	Event	Amount	Proceeds	Cost Basis	Long Term	Short Term	Total Gains/Losses
08/06/2021	 Sold ICP	7.31157228	\$359.73	\$271.88	None	\$87.85	\$87.85


Date Acquired (Tax Lots)

07/05/2021	1.54349548 ICP	\$75.94	\$71.88	None	\$4.06
06/22/2021	2.70672882 ICP	\$133.17	\$100.00	None	\$33.17
06/25/2021	3.06134798 ICP	\$150.62	\$100.00	None	\$50.62

Date Sold	Event	Amount	Proceeds	Cost Basis	Long Term	Short Term	Total Gains/Losses
08/06/2021	 Sold BTC	0.00012785	\$4.42	\$5.00	None	-\$0.58	-\$0.58


Date Acquired (Tax Lots)

05/26/2021	0.00012785 BTC	\$4.42	\$5.00	None	-\$0.58
------------	----------------	--------	--------	------	---------

Date Sold	Event	Amount	Proceeds	Cost Basis	Long Term	Short Term	Total Gains/Losses
08/24/2021	 Sold GRT	121.90876887	\$108.17	\$100.00	None	\$8.17	\$8.17


Date Acquired (Tax Lots)

05/25/2021	121.90876887 GRT	\$108.17	\$100.00	None	\$8.17
------------	------------------	----------	----------	------	--------

Date Sold	Event	Amount	Proceeds	Cost Basis	Long Term	Short Term	Total Gains/Losses
08/24/2021	 Sold CGLD	28.11768712	\$80.21	\$100.00	None	-\$19.79	-\$19.79


Date Acquired (Tax Lots)

06/27/2021	28.11768712 CGLD	\$80.21	\$100.00	None	-\$19.79
------------	------------------	---------	----------	------	----------

Date Sold	Event	Amount	Proceeds	Cost Basis	Long Term	Short Term	Total Gains/Losses
08/24/2021	 Sold XLM	229.8653661	\$78.74	\$100.00	None	-\$21.26	-\$21.26

Date Acquired (Tax Lots)

05/25/2021	229.8653661 XLM	\$78.74	\$100.00	None	-\$21.26
------------	-----------------	---------	----------	------	----------

Date Sold	Event	Amount	Proceeds	Cost Basis	Long Term	Short Term	Total Gains/Losses
08/30/2021	 Sold ICP	5.99692873	\$404.41	\$400.00	None	\$4.41	\$4.41

Date Acquired (Tax Lots)

08/12/2021	5.99692873 ICP	\$404.41	\$400.00	None	\$4.41
------------	----------------	----------	----------	------	--------