

# IRS e-file Signature Authorization

▶ ERO must obtain and retain completed Form 8879.  
▶ Go to [www.irs.gov/Form8879](http://www.irs.gov/Form8879) for the latest information.

Submission Identification Number (SID) ▶

Taxpayer's name VENKATA LAXMI NARAYA VARANASI	Social security number 877-22-2188
Spouse's name VENKATA LAKSHMI BHAV VARANASI	Spouse's social security number 369-59-6777

## Part I Tax Return Information – Tax Year Ending December 31, 2021 (Enter year you are authorizing.)

Enter whole dollars only on lines 1 through 5.

**Note:** Form 1040-SS filers use line 4 only. Leave lines 1, 2, 3, and 5 blank.

1 Adjusted gross income	1	232,849.
2 Total tax	2	37,477.
3 Federal income tax withheld from Form(s) W-2 and Form(s) 1099	3	35,060.
4 Amount you want refunded to you	4	
5 Amount you owe	5	2,417.

## Part II Taxpayer Declaration and Signature Authorization (Be sure you get and keep a copy of your return)

Under penalties of perjury, I declare that I have examined a copy of the income tax return (original or amended) I am now authorizing, and to the best of my knowledge and belief, it is true, correct, and complete. I further declare that the amounts in Part I above are the amounts from the income tax return (original or amended) I am now authorizing. I consent to allow my intermediate service provider, transmitter, or electronic return originator (ERO) to send my return to the IRS and to receive from the IRS (a) an acknowledgement of receipt or reason for rejection of the transmission, (b) the reason for any delay in processing the return or refund, and (c) the date of any refund. If applicable, I authorize the U.S. Treasury and its designated Financial Agent to initiate an ACH electronic funds withdrawal (direct debit) entry to the financial institution account indicated in the tax preparation software for payment of my federal taxes owed on this return and/or a payment of estimated tax, and the financial institution to debit the entry to this account. This authorization is to remain in full force and effect until I notify the U.S. Treasury Financial Agent to terminate the authorization. To revoke (cancel) a payment, I must contact the U.S. Treasury Financial Agent at 1-888-353-4537. Payment cancellation requests must be received no later than 2 business days prior to the payment (settlement) date. I also authorize the financial institutions involved in the processing of the electronic payment of taxes to receive confidential information necessary to answer inquiries and resolve issues related to the payment. I further acknowledge that the personal identification number (PIN) below is my signature for the income tax return (original or amended) I am now authorizing and, if applicable, my Electronic Funds Withdrawal Consent.

### Taxpayer's PIN: check one box only

I authorize GLOBAL TAXES LLC to enter or generate my PIN 

2	2	1	8	8
---	---	---	---	---

 as my signature on the income tax return (original or amended) I am now authorizing.

I will enter my PIN as my signature on the income tax return (original or amended) I am now authorizing. Check this box **only** if you are entering your own PIN **and** your return is filed using the Practitioner PIN method. The ERO must complete Part III below.

Your signature ▶  Date ▶ 02-26-2022

### Spouse's PIN: check one box only

I authorize GLOBAL TAXES LLC to enter or generate my PIN 

9	6	7	7	7
---	---	---	---	---

 as my signature on the income tax return (original or amended) I am now authorizing.

I will enter my PIN as my signature on the income tax return (original or amended) I am now authorizing. Check this box **only** if you are entering your own PIN **and** your return is filed using the Practitioner PIN method. The ERO must complete Part III below.

Spouse's signature ▶ v.v.l. Bhavani Date ▶ 02-26-2022

### Practitioner PIN Method Returns Only—continue below

## Part III Certification and Authentication – Practitioner PIN Method Only

ERO's EFIN/PIN. Enter your six-digit EFIN followed by your five-digit self-selected PIN. 

5	8	7	2	7	8	6	1	9	8	9
---	---	---	---	---	---	---	---	---	---	---

 Don't enter all zeros

I certify that the above numeric entry is my PIN, which is my signature for the electronic individual income tax return (original or amended) I am now authorized to file for tax year indicated above for the taxpayer(s) indicated above. I confirm that I am submitting this return in accordance with the requirements of the Practitioner PIN method and **Pub. 1345**, Handbook for Authorized IRS e-file Providers of Individual Income Tax Returns.

ERO's signature ▶ \_\_\_\_\_ Date ▶ \_\_\_\_\_

**ERO Must Retain This Form – See Instructions  
Don't Submit This Form to the IRS Unless Requested To Do So**

IF you live in . . .	THEN use this address to send in your payment . . .
Alabama, Florida, Georgia, Louisiana, Mississippi, North Carolina, South Carolina, Tennessee, Texas	Internal Revenue Service P.O. Box 1214 Charlotte, NC 28201-1214
Arkansas, Connecticut, Delaware, District of Columbia, Illinois, Indiana, Iowa, Kentucky, Maine, Maryland, Massachusetts, Minnesota, Missouri, New Hampshire, New Jersey, New York, Oklahoma, Rhode Island, Vermont, Virginia, West Virginia, Wisconsin	Internal Revenue Service P.O. Box 931000 Louisville, KY 40293-1000
Alaska, Arizona, California, Colorado, Hawaii, Idaho, Kansas, Michigan, Montana, Nebraska, Nevada, New Mexico, North Dakota, Ohio, Oregon, Pennsylvania, South Dakota, Utah, Washington, Wyoming	Internal Revenue Service P.O. Box 802501 Cincinnati, OH 45280-2501
A foreign country, American Samoa, or Puerto Rico (or are excluding income under Internal Revenue Code 933), or use an APO or FPO address, or file Form 2555 or 4563, or are a dual-status alien or nonpermanent resident of Guam or the U.S. Virgin Islands	Internal Revenue Service P.O. Box 1303 Charlotte, NC 28201-1303

MAIL FORM 1040-V TO THE INTERNAL REVENUE SERVICE CENTER AT THE ADDRESS LISTED BELOW.

▼ Detach Here and Mail With Your Payment and Return ▼

Department of the Treasury  
Internal Revenue Service (99)

**2021**

**Form 1040-V Payment Voucher**

- ▶ Use this voucher when making a payment with Form 1040.
- ▶ Do not staple this voucher or your payment to Form 1040.
- ▶ Make your check or money order payable to the 'United States Treasury.'
- ▶ Write your social security number (SSN) on your check or money order.

Enter the amount of your payment . . . . . ▶	<b>2,417.</b>
--	---------------

REV 02/17/22 PRO 1555

VENKATA LAXMI NARAYA VARANASI  
VENKATA LAKSHMI BHAV VARANASI  
2940 KENTVILLIE DR  
SUN PRAIRIE WI 53590

INTERNAL REVENUE SERVICE  
P.O. BOX 931000  
LOUISVILLE, KY 40293-1000

877222188 AK VARA 30 0 202112 610

**Filing Status**  Single  Married filing jointly  Married filing separately (MFS)  Head of household (HOH)  Qualifying widow(er) (QW)  
 Check only one box. If you checked the MFS box, enter the name of your spouse. If you checked the HOH or QW box, enter the child's name if the qualifying person is a child but not your dependent ▶

Your first name and middle initial VENKATA LAXMI NARAYA		Last name VARANASI		Your social security number 877-22-2188	
If joint return, spouse's first name and middle initial VENKATA LAKSHMI BHAV		Last name VARANASI		Spouse's social security number 369-59-6777	
Home address (number and street). If you have a P.O. box, see instructions. 2940 KENTVILLIE DR				Apt. no.	
City, town, or post office. If you have a foreign address, also complete spaces below. SUN PRAIRIE			State WI	ZIP code 53590	
Foreign country name		Foreign province/state/county		Foreign postal code	

You  Spouse

At any time during 2021, did you receive, sell, exchange, or otherwise dispose of any financial interest in any virtual currency?  Yes  No

**Standard Deduction** **Someone can claim:**  You as a dependent  Your spouse as a dependent  
 Spouse itemizes on a separate return or you were a dual-status alien

**Age/Blindness** **You:**  Were born before January 2, 1957  Are blind **Spouse:**  Was born before January 2, 1957  Is blind

Dependents (see instructions):		(2) Social security number	(3) Relationship to you	(4) <input checked="" type="checkbox"/> if qualifies for (see instructions):	
(1) First name	Last name			Child tax credit	Credit for other dependents
SRINIKESH	VARANASI	940-94-0830	Son	<input type="checkbox"/>	<input checked="" type="checkbox"/>
TANVISH	VARANASI	710-64-1256	Son	<input checked="" type="checkbox"/>	<input type="checkbox"/>
				<input type="checkbox"/>	<input type="checkbox"/>
				<input type="checkbox"/>	<input type="checkbox"/>

Attach Sch. B if required.  <b>Standard Deduction for—</b> • Single or Married filing separately, \$12,550 • Married filing jointly or Qualifying widow(er), \$25,100 • Head of household, \$18,800 • If you checked any box under <i>Standard Deduction</i> , see instructions.	<b>1</b>	Wages, salaries, tips, etc. Attach Form(s) W-2 . . . . .		<b>1</b>	230,693.	
	<b>2a</b>	Tax-exempt interest . . . . .	<b>2a</b>	<b>2b</b>	143.	
	<b>3a</b>	Qualified dividends . . . . .	<b>3a</b>	274.	<b>3b</b>	286.
	<b>4a</b>	IRA distributions . . . . .	<b>4a</b>		<b>4b</b>	
	<b>5a</b>	Pensions and annuities . . . . .	<b>5a</b>		<b>5b</b>	
	<b>6a</b>	Social security benefits . . . . .	<b>6a</b>		<b>6b</b>	
	<b>7</b>	Capital gain or (loss). Attach Schedule D if required. If not required, check here . . . . . <input type="checkbox"/>			<b>7</b>	53,737.
	<b>8</b>	Other income from Schedule 1, line 10 . . . . .			<b>8</b>	-52,010.
	<b>9</b>	Add lines 1, 2b, 3b, 4b, 5b, 6b, 7, and 8. This is your <b>total income</b> . . . . . ▶			<b>9</b>	232,849.
	<b>10</b>	Adjustments to income from Schedule 1, line 26 . . . . .			<b>10</b>	
	<b>11</b>	Subtract line 10 from line 9. This is your <b>adjusted gross income</b> . . . . . ▶			<b>11</b>	232,849.
	<b>12a</b>	<b>Standard deduction or itemized deductions</b> (from Schedule A) . . . . .	<b>12a</b>	25,100.		
	<b>b</b>	Charitable contributions if you take the standard deduction (see instructions)	<b>12b</b>			
	<b>c</b>	Add lines 12a and 12b . . . . .	<b>12c</b>		25,100.	
	<b>13</b>	Qualified business income deduction from Form 8995 or Form 8995-A . . . . .	<b>13</b>		2.	
<b>14</b>	Add lines 12c and 13 . . . . .	<b>14</b>		25,102.		
<b>15</b>	<b>Taxable income.</b> Subtract line 14 from line 11. If zero or less, enter -0- . . . . .	<b>15</b>		207,747.		



**SCHEDULE 1  
(Form 1040)**

Department of the Treasury  
Internal Revenue Service

**Additional Income and Adjustments to Income**

▶ Attach to Form 1040, 1040-SR, or 1040-NR.  
▶ Go to [www.irs.gov/Form1040](http://www.irs.gov/Form1040) for instructions and the latest information.

OMB No. 1545-0074

**2021**  
Attachment  
Sequence No. **01**

Name(s) shown on Form 1040, 1040-SR, or 1040-NR  
V & V VARANASI

Your social security number  
877-22-2188

**Part I Additional Income**

<b>1</b>	Taxable refunds, credits, or offsets of state and local income taxes . . . . .	<b>1</b>	
<b>2a</b>	Alimony received . . . . .	<b>2a</b>	
<b>b</b>	Date of original divorce or separation agreement (see instructions) ▶ _____		
<b>3</b>	Business income or (loss). Attach Schedule C . . . . .	<b>3</b>	-52,313.
<b>4</b>	Other gains or (losses). Attach Form 4797 . . . . .	<b>4</b>	
<b>5</b>	Rental real estate, royalties, partnerships, S corporations, trusts, etc. Attach Schedule E . . . . .	<b>5</b>	
<b>6</b>	Farm income or (loss). Attach Schedule F . . . . .	<b>6</b>	
<b>7</b>	Unemployment compensation . . . . .	<b>7</b>	
<b>8</b>	Other income:		
<b>a</b>	Net operating loss . . . . .	<b>8a</b>	( )
<b>b</b>	Gambling income . . . . .	<b>8b</b>	
<b>c</b>	Cancellation of debt . . . . .	<b>8c</b>	
<b>d</b>	Foreign earned income exclusion from Form 2555 . . . . .	<b>8d</b>	( )
<b>e</b>	Taxable Health Savings Account distribution . . . . .	<b>8e</b>	
<b>f</b>	Alaska Permanent Fund dividends . . . . .	<b>8f</b>	
<b>g</b>	Jury duty pay . . . . .	<b>8g</b>	
<b>h</b>	Prizes and awards . . . . .	<b>8h</b>	
<b>i</b>	Activity not engaged in for profit income . . . . .	<b>8i</b>	
<b>j</b>	Stock options . . . . .	<b>8j</b>	
<b>k</b>	Income from the rental of personal property if you engaged in the rental for profit but were not in the business of renting such property . . . . .	<b>8k</b>	
<b>l</b>	Olympic and Paralympic medals and USOC prize money (see instructions) . . . . .	<b>8l</b>	
<b>m</b>	Section 951(a) inclusion (see instructions) . . . . .	<b>8m</b>	
<b>n</b>	Section 951A(a) inclusion (see instructions) . . . . .	<b>8n</b>	
<b>o</b>	Section 461(l) excess business loss adjustment . . . . .	<b>8o</b>	
<b>p</b>	Taxable distributions from an ABLE account (see instructions) . . . . .	<b>8p</b>	
<b>z</b>	Other income. List type and amount ▶ _____ See Stmt 303.	<b>8z</b>	303.
<b>9</b>	Total other income. Add lines 8a through 8z . . . . .	<b>9</b>	303.
<b>10</b>	Combine lines 1 through 7 and 9. Enter here and on Form 1040, 1040-SR, or 1040-NR, line 8 . . . . .	<b>10</b>	-52,010.

For Paperwork Reduction Act Notice, see your tax return instructions.

Schedule 1 (Form 1040) 2021

**Part II Adjustments to Income**

<b>11</b>	Educator expenses . . . . .		<b>11</b>	
<b>12</b>	Certain business expenses of reservists, performing artists, and fee-basis government officials. Attach Form 2106 . . . . .		<b>12</b>	
<b>13</b>	Health savings account deduction. Attach Form 8889 . . . . .		<b>13</b>	
<b>14</b>	Moving expenses for members of the Armed Forces. Attach Form 3903 . . . . .		<b>14</b>	
<b>15</b>	Deductible part of self-employment tax. Attach Schedule SE . . . . .		<b>15</b>	
<b>16</b>	Self-employed SEP, SIMPLE, and qualified plans . . . . .		<b>16</b>	
<b>17</b>	Self-employed health insurance deduction . . . . .		<b>17</b>	
<b>18</b>	Penalty on early withdrawal of savings . . . . .		<b>18</b>	
<b>19a</b>	Alimony paid . . . . .		<b>19a</b>	
<b>b</b>	Recipient's SSN . . . . .	▶ _____		
<b>c</b>	Date of original divorce or separation agreement (see instructions) ▶ _____			
<b>20</b>	IRA deduction . . . . .		<b>20</b>	
<b>21</b>	Student loan interest deduction . . . . .		<b>21</b>	
<b>22</b>	Reserved for future use . . . . .		<b>22</b>	
<b>23</b>	Archer MSA deduction . . . . .		<b>23</b>	
<b>24</b>	Other adjustments:			
<b>a</b>	Jury duty pay (see instructions) . . . . .	<b>24a</b>		
<b>b</b>	Deductible expenses related to income reported on line 8k from the rental of personal property engaged in for profit . . . . .	<b>24b</b>		
<b>c</b>	Nontaxable amount of the value of Olympic and Paralympic medals and USOC prize money reported on line 8l . . . . .	<b>24c</b>		
<b>d</b>	Reforestation amortization and expenses . . . . .	<b>24d</b>		
<b>e</b>	Repayment of supplemental unemployment benefits under the Trade Act of 1974 . . . . .	<b>24e</b>		
<b>f</b>	Contributions to section 501(c)(18)(D) pension plans . . . . .	<b>24f</b>		
<b>g</b>	Contributions by certain chaplains to section 403(b) plans . . . . .	<b>24g</b>		
<b>h</b>	Attorney fees and court costs for actions involving certain unlawful discrimination claims (see instructions) . . . . .	<b>24h</b>		
<b>i</b>	Attorney fees and court costs you paid in connection with an award from the IRS for information you provided that helped the IRS detect tax law violations . . . . .	<b>24i</b>		
<b>j</b>	Housing deduction from Form 2555 . . . . .	<b>24j</b>		
<b>k</b>	Excess deductions of section 67(e) expenses from Schedule K-1 (Form 1041) . . . . .	<b>24k</b>		
<b>z</b>	Other adjustments. List type and amount ▶ _____	<b>24z</b>		
<b>25</b>	Total other adjustments. Add lines 24a through 24z . . . . .		<b>25</b>	
<b>26</b>	Add lines 11 through 23 and 25. These are your <b>adjustments to income</b> . Enter here and on Form 1040 or 1040-SR, line 10, or Form 1040-NR, line 10a . . . . .		<b>26</b>	



**SCHEDULE C  
(Form 1040)**

**Profit or Loss From Business  
(Sole Proprietorship)**

OMB No. 1545-0074

**2021**

Attachment  
Sequence No. **09**

Department of the Treasury  
Internal Revenue Service (99)

▶ Go to [www.irs.gov/ScheduleC](http://www.irs.gov/ScheduleC) for instructions and the latest information.

▶ Attach to Form 1040, 1040-SR, 1040-NR, or 1041; partnerships must generally file Form 1065.

Name of proprietor <b>VENKATA LAXMI NARAYA VARANASI</b>		Social security number (SSN) <b>877-22-2188</b>
<b>A</b> Principal business or profession, including product or service (see instructions) <b>SOFTWARE SERVICES</b>	<b>B</b> Enter code from instructions ▶ <b>519100</b>	
<b>C</b> Business name. If no separate business name, leave blank. <b>VARANASI SOFTWARE SERVICES</b>	<b>D</b> Employer ID number (EIN) (see instr.) 	
<b>E</b> Business address (including suite or room no.) ▶ <b>2940 KENTVILLIE DR</b> City, town or post office, state, and ZIP code <b>SUN PRAIRIE, WI 53590</b>		
<b>F</b> Accounting method: (1) <input checked="" type="checkbox"/> Cash (2) <input type="checkbox"/> Accrual (3) <input type="checkbox"/> Other (specify) ▶		
<b>G</b> Did you "materially participate" in the operation of this business during 2021? If "No," see instructions for limit on losses		<input checked="" type="checkbox"/> Yes <input type="checkbox"/> No
<b>H</b> If you started or acquired this business during 2021, check here		<input type="checkbox"/>
<b>I</b> Did you make any payments in 2021 that would require you to file Form(s) 1099? See instructions		<input type="checkbox"/> Yes <input checked="" type="checkbox"/> No
<b>J</b> If "Yes," did you or will you file required Form(s) 1099?		<input type="checkbox"/> Yes <input type="checkbox"/> No

**Part I Income**

<b>1</b> Gross receipts or sales. See instructions for line 1 and check the box if this income was reported to you on Form W-2 and the "Statutory employee" box on that form was checked . . . . . ▶ <input type="checkbox"/>	<b>1</b>	
<b>2</b> Returns and allowances . . . . .	<b>2</b>	
<b>3</b> Subtract line 2 from line 1 . . . . .	<b>3</b>	
<b>4</b> Cost of goods sold (from line 42) . . . . .	<b>4</b>	
<b>5</b> <b>Gross profit.</b> Subtract line 4 from line 3 . . . . .	<b>5</b>	
<b>6</b> Other income, including federal and state gasoline or fuel tax credit or refund (see instructions) . . . . .	<b>6</b>	
<b>7</b> <b>Gross income.</b> Add lines 5 and 6 . . . . . ▶	<b>7</b>	

**Part II Expenses.** Enter expenses for business use of your home **only** on line 30.

<b>8</b> Advertising . . . . .	<b>8</b>		<b>18</b> Office expense (see instructions) . . . . .	<b>18</b>	
<b>9</b> Car and truck expenses (see instructions) . . . . .	<b>9</b>	11,413.	<b>19</b> Pension and profit-sharing plans . . . . .	<b>19</b>	
<b>10</b> Commissions and fees . . . . .	<b>10</b>		<b>20</b> Rent or lease (see instructions):		
<b>11</b> Contract labor (see instructions) . . . . .	<b>11</b>		<b>a</b> Vehicles, machinery, and equipment	<b>20a</b>	
<b>12</b> Depletion . . . . .	<b>12</b>		<b>b</b> Other business property . . . . .	<b>20b</b>	19,200.
<b>13</b> Depreciation and section 179 expense deduction (not included in Part III) (see instructions) . . . . .	<b>13</b>		<b>21</b> Repairs and maintenance . . . . .	<b>21</b>	
<b>14</b> Employee benefit programs (other than on line 19) . . . . .	<b>14</b>		<b>22</b> Supplies (not included in Part III) . . . . .	<b>22</b>	
<b>15</b> Insurance (other than health) . . . . .	<b>15</b>		<b>23</b> Taxes and licenses . . . . .	<b>23</b>	
<b>16</b> Interest (see instructions):			<b>24</b> Travel and meals:		
<b>a</b> Mortgage (paid to banks, etc.)	<b>16a</b>		<b>a</b> Travel . . . . .	<b>24a</b>	
<b>b</b> Other . . . . .	<b>16b</b>	1,500.	<b>b</b> Deductible meals (see instructions) . . . . .	<b>24b</b>	2,400.
<b>17</b> Legal and professional services	<b>17</b>		<b>25</b> Utilities . . . . .	<b>25</b>	2,800.
			<b>26</b> Wages (less employment credits)	<b>26</b>	
			<b>27a</b> Other expenses (from line 48) . . . . .	<b>27a</b>	15,000.
			<b>b</b> Reserved for future use . . . . .	<b>27b</b>	
<b>28</b> <b>Total expenses</b> before expenses for business use of home. Add lines 8 through 27a . . . . . ▶	<b>28</b>		<b>28</b>		52,313.
<b>29</b> Tentative profit or (loss). Subtract line 28 from line 7 . . . . .	<b>29</b>		<b>29</b>		-52,313.
<b>30</b> Expenses for business use of your home. Do not report these expenses elsewhere. Attach Form 8829 unless using the simplified method. See instructions. <b>Simplified method filers only:</b> Enter the total square footage of (a) your home: _____ and (b) the part of your home used for business: _____. Use the Simplified Method Worksheet in the instructions to figure the amount to enter on line 30 . . . . .			<b>30</b>		
<b>31</b> <b>Net profit or (loss).</b> Subtract line 30 from line 29. • If a profit, enter on both <b>Schedule 1 (Form 1040), line 3</b> , and on <b>Schedule SE, line 2</b> . (If you checked the box on line 1, see instructions). Estates and trusts, enter on <b>Form 1041, line 3</b> . • If a loss, you <b>must</b> go to line 32.			<b>31</b>		-52,313.
<b>32</b> If you have a loss, check the box that describes your investment in this activity. See instructions. • If you checked 32a, enter the loss on both <b>Schedule 1 (Form 1040), line 3</b> , and on <b>Schedule SE, line 2</b> . (If you checked the box on line 1, see the line 31 instructions.) Estates and trusts, enter on <b>Form 1041, line 3</b> . • If you checked 32b, you <b>must</b> attach <b>Form 6198</b> . Your loss may be limited.			<b>32a</b>	<input checked="" type="checkbox"/>	All investment is at risk.
			<b>32b</b>	<input type="checkbox"/>	Some investment is not at risk.

**Part III Cost of Goods Sold** (see instructions)

**33** Method(s) used to value closing inventory:    **a**  Cost    **b**  Lower of cost or market    **c**  Other (attach explanation)

**34** Was there any change in determining quantities, costs, or valuations between opening and closing inventory? If "Yes," attach explanation . . . . .  **Yes**     **No**

<b>35</b> Inventory at beginning of year. If different from last year's closing inventory, attach explanation . . . . .	<b>35</b>	
<b>36</b> Purchases less cost of items withdrawn for personal use . . . . .	<b>36</b>	
<b>37</b> Cost of labor. Do not include any amounts paid to yourself . . . . .	<b>37</b>	
<b>38</b> Materials and supplies . . . . .	<b>38</b>	
<b>39</b> Other costs . . . . .	<b>39</b>	
<b>40</b> Add lines 35 through 39 . . . . .	<b>40</b>	
<b>41</b> Inventory at end of year . . . . .	<b>41</b>	
<b>42</b> <b>Cost of goods sold.</b> Subtract line 41 from line 40. Enter the result here and on line 4 . . . . .	<b>42</b>	

**Part IV Information on Your Vehicle.** Complete this part **only** if you are claiming car or truck expenses on line 9 and are not required to file Form 4562 for this business. See the instructions for line 13 to find out if you must file Form 4562.

**43** When did you place your vehicle in service for business purposes? (month/day/year)    ► 03/05/2016

**44** Of the total number of miles you drove your vehicle during 2021, enter the number of miles you used your vehicle for:

**a** Business    20,380    **b** Commuting (see instructions)    **c** Other    27,470

**45** Was your vehicle available for personal use during off-duty hours? . . . . .  **Yes**     **No**

**46** Do you (or your spouse) have another vehicle available for personal use?. . . . .  **Yes**     **No**

**47a** Do you have evidence to support your deduction? . . . . .  **Yes**     **No**

**b** If "Yes," is the evidence written? . . . . .  **Yes**     **No**

**Part V Other Expenses.** List below business expenses not included on lines 8–26 or line 30.

BACK OFFICE OPERATION EXPENSES		15,000.
<b>48</b> <b>Total other expenses.</b> Enter here and on line 27a . . . . .	<b>48</b>	15,000.



**SCHEDULE D**  
**(Form 1040)**

**Capital Gains and Losses**

OMB No. 1545-0074

**2021**

Attachment  
Sequence No. **12**

Department of the Treasury  
Internal Revenue Service (99)

▶ **Attach to Form 1040, 1040-SR, or 1040-NR.**  
▶ **Go to [www.irs.gov/ScheduleD](http://www.irs.gov/ScheduleD) for instructions and the latest information.**  
▶ **Use Form 8949 to list your transactions for lines 1b, 2, 3, 8b, 9, and 10.**

Name(s) shown on return

V & V VARANASI

Your social security number

877-22-2188

Did you dispose of any investment(s) in a qualified opportunity fund during the tax year?  Yes  No

If "Yes," attach Form 8949 and see its instructions for additional requirements for reporting your gain or loss.

**Part I Short-Term Capital Gains and Losses—Generally Assets Held One Year or Less** (see instructions)

See instructions for how to figure the amounts to enter on the lines below.

This form may be easier to complete if you round off cents to whole dollars.

	(d) Proceeds (sales price)	(e) Cost (or other basis)	(g) Adjustments to gain or loss from Form(s) 8949, Part I, line 2, column (g)	(h) Gain or (loss) Subtract column (e) from column (d) and combine the result with column (g)
<b>1a</b> Totals for all short-term transactions reported on Form 1099-B for which basis was reported to the IRS and for which you have no adjustments (see instructions). However, if you choose to report all these transactions on Form 8949, leave this line blank and go to line 1b .				
<b>1b</b> Totals for all transactions reported on Form(s) 8949 with <b>Box A</b> checked . . . . .	1,863,530.	1,994,685.	184,891.	53,736.
<b>2</b> Totals for all transactions reported on Form(s) 8949 with <b>Box B</b> checked . . . . .				
<b>3</b> Totals for all transactions reported on Form(s) 8949 with <b>Box C</b> checked . . . . .				
<b>4</b> Short-term gain from Form 6252 and short-term gain or (loss) from Forms 4684, 6781, and 8824 . . . . .				<b>4</b>
<b>5</b> Net short-term gain or (loss) from partnerships, S corporations, estates, and trusts from Schedule(s) K-1 . . . . .				<b>5</b>
<b>6</b> Short-term capital loss carryover. Enter the amount, if any, from line 8 of your <b>Capital Loss Carryover Worksheet</b> in the instructions . . . . .				<b>6</b> ( )
<b>7 Net short-term capital gain or (loss).</b> Combine lines 1a through 6 in column (h). If you have any long-term capital gains or losses, go to Part II below. Otherwise, go to Part III on the back . . . . .				<b>7</b> 53,736.

**Part II Long-Term Capital Gains and Losses—Generally Assets Held More Than One Year** (see instructions)

See instructions for how to figure the amounts to enter on the lines below.

This form may be easier to complete if you round off cents to whole dollars.

	(d) Proceeds (sales price)	(e) Cost (or other basis)	(g) Adjustments to gain or loss from Form(s) 8949, Part II, line 2, column (g)	(h) Gain or (loss) Subtract column (e) from column (d) and combine the result with column (g)
<b>8a</b> Totals for all long-term transactions reported on Form 1099-B for which basis was reported to the IRS and for which you have no adjustments (see instructions). However, if you choose to report all these transactions on Form 8949, leave this line blank and go to line 8b .				
<b>8b</b> Totals for all transactions reported on Form(s) 8949 with <b>Box D</b> checked . . . . .				
<b>9</b> Totals for all transactions reported on Form(s) 8949 with <b>Box E</b> checked . . . . .				
<b>10</b> Totals for all transactions reported on Form(s) 8949 with <b>Box F</b> checked . . . . .				
<b>11</b> Gain from Form 4797, Part I; long-term gain from Forms 2439 and 6252; and long-term gain or (loss) from Forms 4684, 6781, and 8824 . . . . .				<b>11</b>
<b>12</b> Net long-term gain or (loss) from partnerships, S corporations, estates, and trusts from Schedule(s) K-1 . . . . .				<b>12</b>
<b>13</b> Capital gain distributions. See the instructions . . . . .				<b>13</b> 1.
<b>14</b> Long-term capital loss carryover. Enter the amount, if any, from line 13 of your <b>Capital Loss Carryover Worksheet</b> in the instructions . . . . .				<b>14</b> ( )
<b>15 Net long-term capital gain or (loss).</b> Combine lines 8a through 14 in column (h). Then, go to Part III on the back . . . . .				<b>15</b> 1.

**Part III Summary**

<p><b>16</b> Combine lines 7 and 15 and enter the result . . . . .</p> <ul style="list-style-type: none"> <li>• If line 16 is a <b>gain</b>, enter the amount from line 16 on Form 1040, 1040-SR, or 1040-NR, line 7. Then, go to line 17 below.</li> <li>• If line 16 is a <b>loss</b>, skip lines 17 through 20 below. Then, go to line 21. Also be sure to complete line 22.</li> <li>• If line 16 is <b>zero</b>, skip lines 17 through 21 below and enter -0- on Form 1040, 1040-SR, or 1040-NR, line 7. Then, go to line 22.</li> </ul>	<b>16</b>	53,737.
<p><b>17</b> Are lines 15 and 16 <b>both</b> gains?</p> <p><input checked="" type="checkbox"/> <b>Yes.</b> Go to line 18.</p> <p><input type="checkbox"/> <b>No.</b> Skip lines 18 through 21, and go to line 22.</p>		
<p><b>18</b> If you are required to complete the <b>28% Rate Gain Worksheet</b> (see instructions), enter the amount, if any, from line 7 of that worksheet . . . . . ▶</p>	<b>18</b>	
<p><b>19</b> If you are required to complete the <b>Unrecaptured Section 1250 Gain Worksheet</b> (see instructions), enter the amount, if any, from line 18 of that worksheet . . . . . ▶</p>	<b>19</b>	1.
<p><b>20</b> Are lines 18 and 19 both zero or blank and are you not filing Form 4952?</p> <p><input type="checkbox"/> <b>Yes.</b> Complete the <b>Qualified Dividends and Capital Gain Tax Worksheet</b> in the instructions for Forms 1040 and 1040-SR, line 16. <b>Don't</b> complete lines 21 and 22 below.</p> <p><input checked="" type="checkbox"/> <b>No.</b> Complete the <b>Schedule D Tax Worksheet</b> in the instructions. <b>Don't</b> complete lines 21 and 22 below.</p>		
<p><b>21</b> If line 16 is a loss, enter here and on Form 1040, 1040-SR, or 1040-NR, line 7, the <b>smaller</b> of:</p> <ul style="list-style-type: none"> <li>• The loss on line 16; or</li> <li>• (\$3,000), or if married filing separately, (\$1,500) } . . . . .</li> </ul> <p><b>Note:</b> When figuring which amount is smaller, treat both amounts as positive numbers.</p>	<b>21</b> ( )	
<p><b>22</b> Do you have qualified dividends on Form 1040, 1040-SR, or 1040-NR, line 3a?</p> <p><input type="checkbox"/> <b>Yes.</b> Complete the <b>Qualified Dividends and Capital Gain Tax Worksheet</b> in the instructions for Forms 1040 and 1040-SR, line 16.</p> <p><input type="checkbox"/> <b>No.</b> Complete the rest of Form 1040, 1040-SR, or 1040-NR.</p>		

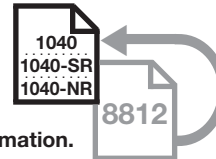


**SCHEDULE 8812**  
**(Form 1040)**

**Credits for Qualifying Children and Other Dependents**

▶ Attach to Form 1040, 1040-SR, or 1040-NR.

▶ Go to [www.irs.gov/Schedule8812](http://www.irs.gov/Schedule8812) for instructions and the latest information.



OMB No. 1545-0074

**2021**

Attachment Sequence No. **47**

Department of the Treasury  
Internal Revenue Service (99)

Name(s) shown on return

V & V VARANASI

Your social security number

877-22-2188

**Part I-A Child Tax Credit and Credit for Other Dependents**

<b>1</b>	Enter the amount from line 11 of your Form 1040, 1040-SR, or 1040-NR . . . . .		<b>1</b>	232,849.
<b>2a</b>	Enter income from Puerto Rico that you excluded . . . . .	<b>2a</b>		
<b>b</b>	Enter the amounts from lines 45 and 50 of your Form 2555 . . . . .	<b>2b</b>	0.	
<b>c</b>	Enter the amount from line 15 of your Form 4563 . . . . .	<b>2c</b>		
<b>d</b>	Add lines 2a through 2c . . . . .	<b>2d</b>	0.	
<b>3</b>	Add lines 1 and 2d . . . . .	<b>3</b>	232,849.	
<b>4a</b>	Number of qualifying children under age 18 with the required social security number . . . . .	<b>4a</b>	1.	
<b>b</b>	Number of children included on line 4a who were under age 6 at the end of 2021 . . . . .	<b>4b</b>	1.	
<b>c</b>	Subtract line 4b from line 4a . . . . .	<b>4c</b>	0.	
<b>5</b>	If line 4a is more than zero, enter the amount from the <b>Line 5 Worksheet</b> ; otherwise, enter -0- . . . . .	<b>5</b>	2,000.	
<b>6</b>	Number of other dependents, including any qualifying children who are not under age 18 or who do not have the required social security number . . . . .	<b>6</b>	1.	
<b>Caution:</b> Do not include yourself, your spouse, or anyone who is not a U.S. citizen, U.S. national, or U.S. resident alien. Also, do not include anyone you included on line 4a.				
<b>7</b>	Multiply line 6 by \$500 . . . . .	<b>7</b>	500.	
<b>8</b>	Add lines 5 and 7 . . . . .	<b>8</b>	2,500.	
<b>9</b>	Enter the amount shown below for your filing status. • Married filing jointly—\$400,000 } • All other filing statuses—\$200,000 }	<b>9</b>	400,000.	
<b>10</b>	Subtract line 9 from line 3. • If zero or less, enter -0-. • If more than zero and not a multiple of \$1,000, enter the next multiple of \$1,000. For example, if the result is \$425, enter \$1,000; if the result is \$1,025, enter \$2,000, etc. }	<b>10</b>	0.	
<b>11</b>	Multiply line 10 by 5% (0.05) . . . . .	<b>11</b>	0.	
<b>12</b>	Subtract line 11 from line 8. If zero or less, enter -0- . . . . .	<b>12</b>	2,500.	
<b>13</b>	Check all the boxes that apply to you (or your spouse if married filing jointly). <b>A</b> Check here if you (or your spouse if married filing jointly) had a principal place of abode in the United States for more than half of 2021 . . . . . <input checked="" type="checkbox"/> <b>B</b> Check here if you (or your spouse if married filing jointly) were a bona fide resident of Puerto Rico for 2021 <input type="checkbox"/>			

**Part I-B Filers Who Check a Box on Line 13**

**Caution:** If you did not check a box on line 13, do not complete Part I-B; instead, skip to Part I-C.

<b>14a</b>	Enter the smaller of line 7 or line 12 . . . . .	<b>14a</b>	500.
<b>b</b>	Subtract line 14a from line 12 . . . . .	<b>14b</b>	2,000.
<b>c</b>	If line 14a is zero, enter -0-; otherwise, enter the amount from the <b>Credit Limit Worksheet A</b> . . . . .	<b>14c</b>	37,877.
<b>d</b>	Enter the smaller of line 14a or line 14c . . . . .	<b>14d</b>	500.
<b>e</b>	Add lines 14b and 14d . . . . .	<b>14e</b>	2,500.
<b>f</b>	Enter the aggregate amount of advance child tax credit payments you (and your spouse if filing jointly) received for 2021. See your Letter(s) 6419 for the amounts to include on this line. If you are missing Letter 6419, see the instructions before entering an amount on this line. If you didn't receive any advance child tax credit payments for 2021, enter -0- . . . . .	<b>14f</b>	2,100.
<b>Caution:</b> If the amount on this line doesn't match the aggregate amounts reported to you (and your spouse if filing jointly) on your Letter(s) 6419, the processing of your return will be delayed.			
<b>g</b>	Subtract line 14f from line 14e. If zero or less, enter -0- on lines 14g through 14i and go to Part III . . . . .	<b>14g</b>	400.
<b>h</b>	Enter the smaller of line 14d or line 14g. <b>This is your credit for other dependents. Enter this amount on line 19 of your Form 1040, 1040-SR, or 1040-NR</b> . . . . .	<b>14h</b>	400.
<b>i</b>	Subtract line 14h from line 14g. <b>This is your refundable child tax credit. Enter this amount on line 28 of your Form 1040, 1040-SR, or 1040-NR</b> . . . . .	<b>14i</b>	0.

**Part I-C Filers Who Do Not Check a Box on Line 13**

**Caution:** If you checked a box on line 13, do not complete Part I-C.

<b>15a</b>	Enter the amount from the <b>Credit Limit Worksheet A</b> . . . . .	<b>15a</b>	
<b>b</b>	Enter the smaller of line 12 or line 15a . . . . .	<b>15b</b>	
	Additional child tax credit. Complete Parts II-A through II-C if you meet each of the following items.		
	<b>1.</b> You are not filing Form 2555.		
	<b>2.</b> Line 4a is more than zero.		
	<b>3.</b> Line 12 is more than line 15a.		
<b>c</b>	If you completed Parts II-A through II-C, enter the amount from line 27; otherwise, enter -0- . . . . .	<b>15c</b>	
<b>d</b>	Add lines 15b and 15c . . . . .	<b>15d</b>	
<b>e</b>	Enter the aggregate amount of advance child tax credit payments you (and your spouse if filing jointly) received for 2021. See your Letter(s) 6419 for the amounts to include on this line. If you are missing Letter 6419, see the instructions before entering an amount on this line. If you didn't receive any advance child tax credit payments for 2021, enter -0- . . . . .	<b>15e</b>	
	<b>Caution:</b> If the amount on this line doesn't match the aggregate amounts reported to you (and your spouse if filing jointly) on your Letter(s) 6419, the processing of your return will be delayed.		
<b>f</b>	Subtract line 15e from line 15d. If zero or less, enter -0- on lines 15f through 15h and go to Part III . . . . .	<b>15f</b>	
<b>g</b>	Enter the smaller of line 15b or line 15f. <b>This is your nonrefundable child tax credit and credit for other dependents. Enter this amount on line 19 of your Form 1040, 1040-SR, or 1040-NR.</b> . . . . .	<b>15g</b>	
<b>h</b>	Subtract line 15g from line 15f. <b>This is your additional child tax credit. Enter this amount on line 28 of your Form 1040, 1040-SR, or 1040-NR</b> . . . . .	<b>15h</b>	

**Part II-A Additional Child Tax Credit (use only if completing Part I-C)**

**Caution:** If you file Form 2555, do not complete Parts II-A through II-C; you cannot claim the additional child tax credit.

**Caution:** If you checked a box on line 13, do not complete Parts II-A through II-C; you cannot claim the additional child tax credit.

<b>16a</b>	Subtract line 15b from line 12. If zero, skip Parts II-A and II-B and enter -0- on line 27 . . . . .	<b>16a</b>	
<b>b</b>	Number of qualifying children under 18 with the required social security number: _____ x \$1,400. Enter the result. If zero, skip Parts II-A and II-B and enter -0- on line 27 . . . . .	<b>16b</b>	
	<b>TIP:</b> The number of children you use for this line is the same as the number of children you used for line 4a.		
<b>17</b>	Enter the <b>smaller</b> of line 16a or line 16b . . . . .	<b>17</b>	
<b>18a</b>	Earned income (see instructions) . . . . .	<b>18a</b>	
<b>b</b>	Nontaxable combat pay (see instructions) . . . . .	<b>18b</b>	
<b>19</b>	Is the amount on line 18a more than \$2,500? <input type="checkbox"/> <b>No.</b> Leave line 19 blank and enter -0- on line 20. <input type="checkbox"/> <b>Yes.</b> Subtract \$2,500 from the amount on line 18a. Enter the result . . . . .	<b>19</b>	
<b>20</b>	Multiply the amount on line 19 by 15% (0.15) and enter the result . . . . .	<b>20</b>	
	<b>Next.</b> On line 16b, is the amount \$4,200 or more? <input type="checkbox"/> <b>No.</b> If line 20 is zero, enter -0- on line 15c. Otherwise, skip Part II-B and enter the <b>smaller</b> of line 17 or line 20 on line 27. <input type="checkbox"/> <b>Yes.</b> If line 20 is equal to or more than line 17, skip Part II-B and enter the amount from line 17 on line 27. Otherwise, go to line 21.		

**Part II-B Certain Filers Who Have Three or More Qualifying Children**

<b>21</b>	Withheld social security, Medicare, and Additional Medicare taxes from Form(s) W-2, boxes 4 and 6. If married filing jointly, include your spouse's amounts with yours. If your employer withheld or you paid Additional Medicare Tax or tier 1 RRTA taxes, see instructions . . . . .	<b>21</b>	
<b>22</b>	Enter the total of the amounts from Schedule 1 (Form 1040), line 15; Schedule 2 (Form 1040), line 5; Schedule 2 (Form 1040), line 6; and Schedule 2 (Form 1040), line 13 . . . . .	<b>22</b>	
<b>23</b>	Add lines 21 and 22 . . . . .	<b>23</b>	
<b>24</b>	<b>1040 and 1040-SR filers:</b> Enter the total of the amounts from Form 1040 or 1040-SR, line 27a, and Schedule 3 (Form 1040), line 11. } <b>1040-NR filers:</b> Enter the amount from Schedule 3 (Form 1040), line 11. }	<b>24</b>	
<b>25</b>	Subtract line 24 from line 23. If zero or less, enter -0- . . . . .	<b>25</b>	
<b>26</b>	Enter the <b>larger</b> of line 20 or line 25 . . . . .	<b>26</b>	
	<b>Next,</b> enter the <b>smaller</b> of line 17 or line 26 on line 27.		

**Part II-C Additional Child Tax Credit**

<b>27</b>	Enter this amount on line 15c . . . . .	<b>27</b>	
-----------	---	-----------	--

**Part III Additional Tax** (use only if line 14g or line 15f, whichever applies, is zero)

<b>28a</b>	Enter the amount from line 14f or line 15e, whichever applies . . . . .	<b>28a</b>	
<b>b</b>	Enter the amount from line 14e or line 15d, whichever applies . . . . .	<b>28b</b>	
<b>29</b>	Excess advance child tax credit payments. Subtract line 28b from line 28a. If zero, stop; you do not owe the additional tax . . . . .	<b>29</b>	
<b>30</b>	Enter the number of qualifying children taken into account in determining the annual advance amount you received for 2021. See your Letter 6419 for this number. If you are missing your Letter 6419, you are filing a joint return, or you received more than one Letter 6419, see the instructions before entering a number on this line . . . . . <b>Caution:</b> If the amount on this line doesn't match the number of qualifying children reported to you (and your spouse if filing jointly) on your Letter(s) 6419, the processing of your return will be delayed.	<b>30</b>	
<b>31</b>	Enter the smaller of line 4a or line 30 . . . . .	<b>31</b>	
<b>32</b>	Subtract line 31 from line 30. If zero, skip to line 40 and enter the amount from line 29; otherwise, continue to line 33 . . . . .	<b>32</b>	
<b>33</b>	Enter the amount shown below for your filing status. <ul style="list-style-type: none"> <li>• Married filing jointly or Qualifying widow(er)—\$60,000</li> <li>• Head of household—\$50,000</li> <li>• All other filing statuses—\$40,000</li> </ul>	<b>33</b>	
<b>34</b>	Subtract line 33 from line 3. If zero or less, enter -0- . . . . .	<b>34</b>	
<b>35</b>	Enter the amount from line 33 . . . . .	<b>35</b>	
<b>36</b>	Divide line 34 by line 35. Enter the result as a decimal (rounded to at least three places). If the result is 1.000 or more, enter 1.000 . . . . .	<b>36</b>	
<b>37</b>	Multiply line 32 by \$2,000 . . . . .	<b>37</b>	
<b>38</b>	Multiply line 37 by line 36 . . . . .	<b>38</b>	
<b>39</b>	Subtract line 38 from line 37 . . . . .	<b>39</b>	
<b>40</b>	Subtract line 39 from line 29. If zero or less, enter -0-. <b>This is your additional tax. If more than zero, enter this amount on Schedule 2 (Form 1040), line 19</b> . . . . .	<b>40</b>	

## Qualified Business Income Deduction Simplified Computation

Department of the Treasury  
Internal Revenue Service

▶ **Attach to your tax return.**

Attachment  
Sequence No. **55**

▶ **Go to [www.irs.gov/Form8995](http://www.irs.gov/Form8995) for instructions and the latest information.**

Name(s) shown on return

V & V VARANASI

Your taxpayer identification number

877-22-2188

**Note.** You can claim the qualified business income deduction **only** if you have qualified business income from a qualified trade or business, real estate investment trust dividends, publicly traded partnership income, or a domestic production activities deduction passed through from an agricultural or horticultural cooperative. See instructions.

Use this form if your taxable income, before your qualified business income deduction, is at or below \$164,900 (\$164,925 if married filing separately; \$329,800 if married filing jointly), and you aren't a patron of an agricultural or horticultural cooperative.

1	(a) Trade, business, or aggregation name	(b) Taxpayer identification number	(c) Qualified business income or (loss)
i			
ii			
iii			
iv			
v			
2	Total qualified business income or (loss). Combine lines 1i through 1v, column (c)	<b>2</b>	
3	Qualified business net (loss) carryforward from the prior year	<b>3</b> ( )	
4	Total qualified business income. Combine lines 2 and 3. If zero or less, enter -0-	<b>4</b>	
5	Qualified business income component. Multiply line 4 by 20% (0.20)		<b>5</b>
6	Qualified REIT dividends and publicly traded partnership (PTP) income or (loss) (see instructions)	<b>6</b> 12.	
7	Qualified REIT dividends and qualified PTP (loss) carryforward from the prior year	<b>7</b> ( )	
8	Total qualified REIT dividends and PTP income. Combine lines 6 and 7. If zero or less, enter -0-	<b>8</b> 12.	
9	REIT and PTP component. Multiply line 8 by 20% (0.20)		<b>9</b> 2.
10	Qualified business income deduction before the income limitation. Add lines 5 and 9		<b>10</b> 2.
11	Taxable income before qualified business income deduction (see instructions)	<b>11</b> 207,749.	
12	Net capital gain (see instructions)	<b>12</b> 275.	
13	Subtract line 12 from line 11. If zero or less, enter -0-	<b>13</b> 207,474.	
14	Income limitation. Multiply line 13 by 20% (0.20)		<b>14</b> 41,495.
15	Qualified business income deduction. Enter the smaller of line 10 or line 14. Also enter this amount on the applicable line of your return (see instructions) ▶		<b>15</b> 2.
16	Total qualified business (loss) carryforward. Combine lines 2 and 3. If greater than zero, enter -0-		<b>16</b> ( 0. )
17	Total qualified REIT dividends and PTP (loss) carryforward. Combine lines 6 and 7. If greater than zero, enter -0-		<b>17</b> ( 0. )



**Paid Preparer's Due Diligence Checklist**

Earned Income Credit (EIC), American Opportunity Tax Credit (AOTC),  
 Child Tax Credit (CTC) (including the Additional Child Tax Credit (ACTC)) and  
 Credit for Other Dependents (ODC)), and Head of Household (HOH) Filing Status

▶ To be completed by preparer and filed with Form 1040, 1040-SR, 1040-NR, 1040-PR, or 1040-SS.  
 ▶ Go to [www.irs.gov/Form8867](http://www.irs.gov/Form8867) for instructions and the latest information.

OMB No. 1545-0074

Attachment  
 Sequence No. **70**

Taxpayer name(s) shown on return

V & V VARANASI

Taxpayer identification number

877-22-2188

Enter preparer's name and PTIN

SYAM PRIYA RAM SAGAR GUPTA TALLAM

P02082703

**Part I Due Diligence Requirements**

Please check the appropriate box for the credit(s) and/or HOH filing status claimed on the return and complete the related Parts I-V for the benefit(s) claimed (check all that apply).  EIC  CTC/ACTC/ODC  AOTC  HOH

	Yes	No	N/A
<b>1</b> Did you complete the return based on information for the applicable tax year provided by the taxpayer or reasonably obtained by you? (See instructions if relying on prior year earned income.) . . . . .	<input checked="" type="checkbox"/>	<input type="checkbox"/>	
<b>2</b> If credits are claimed on the return, did you complete the applicable EIC and/or CTC/ACTC/ODC worksheets found in the Form 1040, 1040-SR, 1040-NR, 1040-PR, 1040-SS, or Schedule 8812 (Form 1040) instructions, and/or the AOTC worksheet found in the Form 8863 instructions, or your own worksheet(s) that provides the same information, and all related forms and schedules for each credit claimed? . . . . .	<input checked="" type="checkbox"/>	<input type="checkbox"/>	<input type="checkbox"/>
<b>3</b> Did you satisfy the knowledge requirement? To meet the knowledge requirement, you must do both of the following. <ul style="list-style-type: none"> <li>• Interview the taxpayer, ask questions, and contemporaneously document the taxpayer's responses to determine that the taxpayer is eligible to claim the credit(s) and/or HOH filing status.</li> <li>• Review information to determine that the taxpayer is eligible to claim the credit(s) and/or HOH filing status and to figure the amount(s) of any credit(s) . . . . .</li> </ul>	<input checked="" type="checkbox"/>	<input type="checkbox"/>	
<b>4</b> Did any information provided by the taxpayer or a third party for use in preparing the return, or information reasonably known to you, appear to be incorrect, incomplete, or inconsistent? (If "Yes," answer questions 4a and 4b. If "No," go to question 5.) . . . . .	<input type="checkbox"/>	<input checked="" type="checkbox"/>	
<b>a</b> Did you make reasonable inquiries to determine the correct, complete, and consistent information? . . . . .	<input type="checkbox"/>	<input type="checkbox"/>	
<b>b</b> Did you contemporaneously document your inquiries? (Documentation should include the questions you asked, whom you asked, when you asked, the information that was provided, and the impact the information had on your preparation of the return.) . . . . .	<input type="checkbox"/>	<input type="checkbox"/>	
<b>5</b> Did you satisfy the record retention requirement? To meet the record retention requirement, you must keep a copy of your documentation referenced in question 4b, a copy of this Form 8867, a copy of any applicable worksheet(s), a record of how, when, and from whom the information used to prepare Form 8867 and any applicable worksheet(s) was obtained, and a copy of any document(s) provided by the taxpayer that you relied on to determine eligibility for the credit(s) and/or HOH filing status or to figure the amount(s) of the credit(s) . . . . . List those documents provided by the taxpayer, if any, that you relied on: _____ _____ _____	<input checked="" type="checkbox"/>	<input type="checkbox"/>	
<b>6</b> Did you ask the taxpayer whether he/she could provide documentation to substantiate eligibility for the credit(s) and/or HOH filing status and the amount(s) of any credit(s) claimed on the return if his/her return is selected for audit? . . . . .	<input checked="" type="checkbox"/>	<input type="checkbox"/>	
<b>7</b> Did you ask the taxpayer if any of these credits were disallowed or reduced in a previous year? . . . . . <b>(If credits were disallowed or reduced, go to question 7a; if not, go to question 8.)</b>	<input checked="" type="checkbox"/>	<input type="checkbox"/>	<input type="checkbox"/>
<b>a</b> Did you complete the required recertification Form 8862? . . . . .	<input type="checkbox"/>	<input type="checkbox"/>	<input type="checkbox"/>
<b>8</b> If the taxpayer is reporting self-employment income, did you ask questions to prepare a complete and correct Schedule C (Form 1040)? . . . . .	<input checked="" type="checkbox"/>	<input type="checkbox"/>	<input type="checkbox"/>

**Part II Due Diligence Questions for Returns Claiming EIC** (If the return does not claim EIC, go to Part III.)

	Yes	No	N/A
<b>9a</b> Have you determined that the taxpayer is eligible to claim the EIC for the number of qualifying children claimed, or is eligible to claim the EIC without a qualifying child? <b>(If the taxpayer is claiming the EIC and does not have a qualifying child, go to question 10.)</b> . . . . .	<input type="checkbox"/>	<input type="checkbox"/>	
<b>b</b> Did you ask the taxpayer if the child lived with the taxpayer for over half of the year, even if the taxpayer has supported the child the entire year? . . . . .	<input type="checkbox"/>	<input type="checkbox"/>	
<b>c</b> Did you explain to the taxpayer the rules about claiming the EIC when a child is the qualifying child of more than one person (tiebreaker rules)? . . . . .	<input type="checkbox"/>	<input type="checkbox"/>	<input type="checkbox"/>

**Part III Due Diligence Questions for Returns Claiming CTC/ACTC/ODC** (If the return does not claim CTC, ACTC, or ODC, go to Part IV.)

	Yes	No	N/A
<b>10</b> Have you determined that each qualifying person for the CTC/ACTC/ODC is the taxpayer's dependent who is a citizen, national, or resident of the United States? . . . . .	<input checked="" type="checkbox"/>	<input type="checkbox"/>	
<b>11</b> Did you explain to the taxpayer that he/she may not claim the CTC/ACTC if the child has not lived with the taxpayer for over half of the year, even if the taxpayer has supported the child, unless the child's custodial parent has released a claim to exemption for the child? . . . . .	<input checked="" type="checkbox"/>	<input type="checkbox"/>	<input type="checkbox"/>
<b>12</b> Did you explain to the taxpayer the rules about claiming the CTC/ACTC/ODC for a child of divorced or separated parents (or parents who live apart), including any requirement to attach a Form 8332 or similar statement to the return? . . . . .	<input checked="" type="checkbox"/>	<input type="checkbox"/>	<input type="checkbox"/>

**Part IV Due Diligence Questions for Returns Claiming AOTC** (If the return does not claim AOTC, go to Part V.)

	Yes	No
<b>13</b> Did the taxpayer provide substantiation for the credit, such as a Form 1098-T and/or receipts for the qualified tuition and related expenses for the claimed AOTC? . . . . .	<input type="checkbox"/>	<input type="checkbox"/>

**Part V Due Diligence Questions for Claiming HOH** (If the return does not claim HOH filing status, go to Part VI.)

	Yes	No
<b>14</b> Have you determined that the taxpayer was unmarried or considered unmarried on the last day of the tax year and provided more than half of the cost of keeping up a home for the year for a qualifying person? . . . . .	<input type="checkbox"/>	<input type="checkbox"/>

**Part VI Eligibility Certification**

- ▶ **You will have complied with all due diligence requirements for claiming the applicable credit(s) and/or HOH filing status on the return of the taxpayer identified above if you:**
  - A. Interview the taxpayer, ask adequate questions, contemporaneously document the taxpayer's responses on the return or in your notes, review adequate information to determine if the taxpayer is eligible to claim the credit(s) and/or HOH filing status and to figure the amount(s) of the credit(s);
  - B. Complete this Form 8867 truthfully and accurately and complete the actions described in this checklist for any applicable credit(s) claimed and HOH filing status, if claimed;
  - C. Submit Form 8867 in the manner required; **and**
  - D. Keep all five of the following records for 3 years from the latest of the dates specified in the Form 8867 instructions under *Document Retention*.
    1. A copy of this Form 8867.
    2. The applicable worksheet(s) or your own worksheet(s) for any credit(s) claimed.
    3. Copies of any documents provided by the taxpayer on which you relied to determine the taxpayer's eligibility for the credit(s) and/or HOH filing status and to figure the amount(s) of the credit(s).
    4. A record of how, when, and from whom the information used to prepare this form and the applicable worksheet(s) was obtained.
    5. A record of any additional information you relied upon, including questions you asked and the taxpayer's responses, to determine the taxpayer's eligibility for the credit(s) and/or HOH filing status and to figure the amount(s) of the credit(s).

▶ **If you have not complied with all due diligence requirements, you may have to pay a penalty for each failure to comply related to a claim of an applicable credit or HOH filing status (see instructions for more information).**

	Yes	No
<b>15</b> Do you certify that all of the answers on this Form 8867 are, to the best of your knowledge, true, correct, and complete? . . . . .	<input checked="" type="checkbox"/>	<input type="checkbox"/>

**Additional Medicare Tax**

▶ If any line does not apply to you, leave it blank. See separate instructions.  
 ▶ Attach to Form 1040, 1040-SR, 1040-NR, 1040-PR, or 1040-SS.  
 ▶ Go to [www.irs.gov/Form8959](http://www.irs.gov/Form8959) for instructions and the latest information.

Name(s) shown on return V & V VARANASI	Your social security number 877-22-2188
---	--

**Part I Additional Medicare Tax on Medicare Wages**

<b>1</b> Medicare wages and tips from Form W-2, box 5. If you have more than one Form W-2, enter the total of the amounts from box 5 . . . . .	<b>1</b>	230,693.	
<b>2</b> Unreported tips from Form 4137, line 6 . . . . .	<b>2</b>		
<b>3</b> Wages from Form 8919, line 6 . . . . .	<b>3</b>		
<b>4</b> Add lines 1 through 3 . . . . .	<b>4</b>	230,693.	
<b>5</b> Enter the following amount for your filing status:			
Married filing jointly . . . . . \$250,000			
Married filing separately . . . . . \$125,000			
Single, Head of household, or Qualifying widow(er) . . . . . \$200,000	<b>5</b>	250,000.	
<b>6</b> Subtract line 5 from line 4. If zero or less, enter -0- . . . . .	<b>6</b>		0.
<b>7</b> Additional Medicare Tax on Medicare wages. Multiply line 6 by 0.9% (0.009). Enter here and go to Part II . . . . .	<b>7</b>		0.

**Part II Additional Medicare Tax on Self-Employment Income**

<b>8</b> Self-employment income from Schedule SE (Form 1040), Part I, line 6. If you had a loss, enter -0- (Form 1040-PR or 1040-SS filers, see instructions.) . . . . .	<b>8</b>		
<b>9</b> Enter the following amount for your filing status:			
Married filing jointly . . . . . \$250,000			
Married filing separately . . . . . \$125,000			
Single, Head of household, or Qualifying widow(er) . . . . . \$200,000	<b>9</b>		
<b>10</b> Enter the amount from line 4 . . . . .	<b>10</b>		
<b>11</b> Subtract line 10 from line 9. If zero or less, enter -0- . . . . .	<b>11</b>		
<b>12</b> Subtract line 11 from line 8. If zero or less, enter -0- . . . . .	<b>12</b>		
<b>13</b> Additional Medicare Tax on self-employment income. Multiply line 12 by 0.9% (0.009). Enter here and go to Part III . . . . .	<b>13</b>		

**Part III Additional Medicare Tax on Railroad Retirement Tax Act (RRTA) Compensation**

<b>14</b> Railroad retirement (RRTA) compensation and tips from Form(s) W-2, box 14 (see instructions) . . . . .	<b>14</b>		
<b>15</b> Enter the following amount for your filing status:			
Married filing jointly . . . . . \$250,000			
Married filing separately . . . . . \$125,000			
Single, Head of household, or Qualifying widow(er) . . . . . \$200,000	<b>15</b>		
<b>16</b> Subtract line 15 from line 14. If zero or less, enter -0- . . . . .	<b>16</b>		
<b>17</b> Additional Medicare Tax on railroad retirement (RRTA) compensation. Multiply line 16 by 0.9% (0.009). Enter here and go to Part IV . . . . .	<b>17</b>		

**Part IV Total Additional Medicare Tax**

<b>18</b> Add lines 7, 13, and 17. Also include this amount on Schedule 2 (Form 1040), line 11 (Form 1040-PR or 1040-SS filers, see instructions), and go to Part V . . . . .	<b>18</b>		0.
---	-----------	--	----

**Part V Withholding Reconciliation**

<b>19</b> Medicare tax withheld from Form W-2, box 6. If you have more than one Form W-2, enter the total of the amounts from box 6 . . . . .	<b>19</b>	3,621.	
<b>20</b> Enter the amount from line 1 . . . . .	<b>20</b>	230,693.	
<b>21</b> Multiply line 20 by 1.45% (0.0145). This is your regular Medicare tax withholding on Medicare wages . . . . .	<b>21</b>	3,345.	
<b>22</b> Subtract line 21 from line 19. If zero or less, enter -0-. This is your Additional Medicare Tax withholding on Medicare wages . . . . .	<b>22</b>		276.
<b>23</b> Additional Medicare Tax withholding on railroad retirement (RRTA) compensation from Form W-2, box 14 (see instructions) . . . . .	<b>23</b>		
<b>24</b> <b>Total Additional Medicare Tax withholding.</b> Add lines 22 and 23. Also include this amount with federal income tax withholding on Form 1040, 1040-SR, or 1040-NR, line 25c (Form 1040-PR or 1040-SS filers, see instructions) . . . . .	<b>24</b>		276.

## Additional information from your 2021 Federal Tax Return

### Schedule 1: Additional Income and Adjustments to Income

#### Other Income

#### Continuation Statement

Description	Amount
Substitute Payment from 1099-Misc	13.
Other Income from box 3 of 1099-Misc	290.
<b>Total</b>	<b>303.</b>

### Schedule C (SOFTWARE SERVICES): Profit or Loss from Business

#### Line 20b

#### Itemization Statement

Description	Amount
RENT(12M*\$1600PM)	19,200.
<b>Total</b>	<b>19,200.</b>

### Schedule C (SOFTWARE SERVICES): Profit or Loss from Business

#### Line 25

#### Itemization Statement

Description	Amount
INTERNET BILL(12M*\$70PM)	700.
MOBILE BILL(12M*\$105PM)	1,260.
ELECTRICITY BILL(12M*\$70PM)	840.
<b>Total</b>	<b>2,800.</b>

### Schedule C (SOFTWARE SERVICES): Profit or Loss from Business

#### Ln 16b: Other Interest

#### Itemization Statement

Description	Amount
PRINTING EQUIPMENT & STATIONARY	1,500.
<b>Total</b>	<b>1,500.</b>

For the year Jan. 1-Dec. 31, 2021, or other tax year

beginning \_\_\_\_\_, 2021 ending \_\_\_\_\_, 20\_\_\_\_.

**Note**

Check here if an amended return

DO NOT STAPLE

See page 5 before assembling return

Your legal last name <b>VARANASI</b>	Legal first name <b>VENKATA LAXMI N</b>	M.I.	Your social security number <b>877222188</b>
If a joint return, spouse's legal last name <b>VARANASI</b>	Spouse's legal first name <b>VENKATA LAKSHMI</b>	M.I.	Spouse's social security number <b>369596777</b>
Home address (number and street). If you have a PO Box, see page 11. <b>2940 KENTVILLIE DR</b>		Apt. no.	
City or post office <b>SUN PRAIRIE</b>	State <b>WI</b>	Zip code <b>53590</b>	
<b>Filing status</b> Check <input checked="" type="checkbox"/> below <input type="checkbox"/> Single <input checked="" type="checkbox"/> Married filing joint return <input type="checkbox"/> Married filing separate return. Fill in spouse's SSN above and full name here ..... ▶		<b>Tax district</b> Check below then fill in either the name of the city, village, or town and the county in which you lived at the end of 2021.  <input checked="" type="checkbox"/> City <input type="checkbox"/> Village <input type="checkbox"/> Town City, village, or town ▶ <b>SUN PRAIRIE</b>  <b>County of</b> ▶ <b>DANE</b>  <b>School district number</b> See page 43 <b>5656</b>	
<input type="checkbox"/> Head of household, NOT married (see page 12).  <input type="checkbox"/> Head of household, married (see page 12).		<b>Special conditions</b> <input type="checkbox"/>  <input type="checkbox"/> Form 804 filed with return (see page 9)	
Legal last name Legal first name M.I.		If married, fill in spouse's SSN above and full name here	

Use **BLACK Ink** ● Print numbers like this → 0 1 2 3 4 5 6 7 8 9 **Not** like this → 0147 ● **NO COMMAS; NO CENTS**

1	Federal adjusted gross income (see page 12) .....	1	232849.00
	Form W-2 wages included in line 1 .....		230693.00
2	Total additions to income from Schedule AD, line 33. Enclose Schedule AD (see page 13) . . . .	2	.00
3	Add lines 1 and 2 .....	3	232849.00
4	Total subtractions from income from Schedule SB, line 51. Enclose Schedule SB (see page 13) Enter as a positive number .....	4	.00
5	Subtract line 4 from line 3. This is your Wisconsin income .....	5	232849.00
6	Standard deduction. See table on page 34, <b>OR</b> ▼ If someone else can claim you (or your spouse) as a dependent, see page 14 and check here ▶ <input type="checkbox"/>	6	0.00
7	Subtract line 6 from line 5. If line 6 is larger than line 5, fill in 0 .....	7	232849.00
8	<b>Exemptions (Caution: See page 14)</b>		
	<b>a</b> Fill in exemptions allowed ..... <u>4</u> x \$700 ... <b>8a</b> <u>2800</u> .00		
	<b>b</b> Check if 65 or older <input type="checkbox"/> You + <input type="checkbox"/> Spouse = _____ x \$250 ... <b>8b</b> _____ .00		
	<b>c</b> Add lines 8a and 8b .....	<b>8c</b>	2800.00
9	Subtract line 8c from line 7. If line 8c is larger than line 7, fill in 0. This is taxable income .....	9	230049.00
10	Tax (see table on page 36) .....	10	11803.00

PAPER CLIP payment here





Name(s) shown on Form 1 <b>V &amp; V VARANASI</b>	Your social security number <b>877222188</b>
--	---


**NO COMMAS; NO CENTS**

<b>29</b>	Homestead credit. Enclose Schedule H or H-EZ . . . . .	<b>29</b>	_____	.00
<b>30</b>	Eligible veterans and surviving spouses property tax credit . .	<b>30</b>	_____	.00
<b>31</b>	Refundable credits from Schedule CR, line 40. Enclose Schedule CR	<b>31</b>	_____	.00
<b>32</b>	AMENDED RETURN ONLY—Amounts previously paid (see page 29)	<b>32</b>	_____	.00
<b>33</b>	Add lines 24 through 32 . . . . .	<b>33</b>	<u>14349</u>	.00
<b>34</b>	AMENDED RETURN ONLY—Amounts previously refunded (see page 30)	<b>34</b>	_____	.00
<b>35</b>	Subtract line 34 from line 33 . . . . .	<b>35</b>	_____	<u>14349.00</u>
<b>36</b>	If line 35 is larger than line 23, subtract line 23 from line 35. This is the <b>AMOUNT YOU OVERPAID</b> . . . . .	<b>36</b>	_____	<u>2546.00</u>
<b>37</b>	Amount of line 36 you want <b>REFUNDED TO YOU</b> . . . . .	<b>37</b>	_____	<u>2546.00</u>
<b>38</b>	Amount of line 36 you want <b>APPLIED TO YOUR 2022 ESTIMATED TAX</b> . . . . .	<b>38</b>	_____	<u>0.00</u>
<b>39a</b>	If line 35 is smaller than line 23, subtract line 35 from line 23. This is the <b>AMOUNT YOU OWE</b> . Paper clip payment to front of return . . . . .	<b>39a</b>	_____	<u>.00</u>
<b>39b</b>	Interest (see page 30) . . . . .	<b>39b</b>	_____	<u>.00</u>
<b>40</b>	Underpayment interest. Fill in exception code-See Sch. U _____ Also include on line 39a (see page 31)	<b>40</b>	_____	<u>.00</u>

**Third Party Designee** Do you want to allow another person to discuss this return with the department (see page 32)?  **Yes** Complete the following.  **No**

Designee's name ▶ Phone no. ▶ Personal identification number (PIN) ▶ 

--	--	--	--	--	--	--

 **Paper clip copies of your federal income tax return and schedules to this return. Assemble your return (pages 1-4) and withholding statements in the order listed on page 5.**

**Sign here**  
 ▼ Under penalties of law, I declare that this return and all attachments are true, correct, and complete to the best of my knowledge and belief.

Your signature	Date	Daytime Phone	Wisconsin Identity Protection PIN (7 characters)
		6083587848	_____
Spouse's signature (if filing jointly, BOTH must sign)	Date	Daytime Phone	Wisconsin Identity Protection PIN (7 characters)
			_____

I-010ai

Mail your return to: Wisconsin Department of Revenue  
 If tax due.....PO Box 268, Madison WI 53790-0001  
 If refund or no tax due.....PO Box 59, Madison WI 53785-0001  
 If homestead credit claimed.....PO Box 34, Madison WI 53786-0001

**Do Not Submit Photocopies**







Schedule **WD**

Wisconsin  
Department of Revenue

**Capital Gains and Losses**

◆ Enclose with Wisconsin Form 1 or 1NPR ◆

**2021**

Name(s) shown on Form 1 or Form 1NPR

Your social security number

V & V VARANASI

877-22-2188

**Part I Short-Term Capital Gains and Losses – Assets Held One Year or Less**

<b>Note:</b> Round all amounts (use a minus sign (-) for negative amounts)	(d) Proceeds (sales price)	(e) Cost or other basis	(g) Adjustments to gain or loss from Form(s) 8949, Part I, line 2, column (g)	(h) <b>Gain or loss</b> Subtract column (e) from column (d) and combine the result with column (g)
<b>1a</b> Amount from line 1a of Schedule D	.00	.00		.00
<b>1b</b> Amount from line 1b of Schedule D	1863530.00	1994685.00	184891.00	53736.00
<b>2</b> Amount from line 2 of Schedule D	.00	.00	.00	.00
<b>3</b> Amount from line 3 of Schedule D	.00	.00	.00	.00
<b>4</b> Short-term gain from Form 6252 and short-term gain or loss from Forms 4684, 6781, and 8824			4	.00
<b>5</b> Net short-term gain or loss from partnerships, S corporations, estates, and trusts from Schedule(s) K-1			5	.00
<b>6</b> Adjustment from Wisconsin Schedule T (see Basis Difference in instructions)			6	.00
<b>7</b> Short-term capital loss carryover from 2020 Wisconsin Schedule WD, line 34. Enter amount as a negative number			7	.00
<b>8</b> <b>Net short-term capital gain or loss.</b> Combine lines 1a through 7 in column (h)			8	53736.00

**Part II Long-Term Capital Gains and Losses – Assets Held More Than One Year**

<b>Note:</b> Round all amounts (use a minus sign (-) for negative amounts)	(d) Proceeds (sales price)	(e) Cost or other basis	(g) Adjustments to gain or loss from Form(s) 8949, Part II, line 2, column (g)	(h) <b>Gain or loss</b> Subtract column (e) from column (d) and combine the result with column (g)
<b>9a</b> Amount from line 8a of Schedule D	.00	.00		.00
<b>9b</b> Amount from line 8b of Schedule D	.00	.00	.00	.00
<b>10</b> Amount from line 9 of Schedule D	.00	.00	.00	.00
<b>11</b> Amount from line 10 of Schedule D	.00	.00	.00	.00
<b>12</b> Gain from Form 4797, Part I; long-term gain from Forms 2439 and 6252; and long-term gain or loss from from Forms 4684, 6781, and 8824			12	.00
<b>13</b> Net long-term gain or loss from partnerships, S corporations, estates, and trusts from Schedule(s) K-1			13	.00
<b>14</b> Capital gain distributions			14	1.00
<b>15</b> Adjustment from Wisconsin Schedule T (see Basis Difference in instructions)			15	.00
<b>15a</b> Adjustment from Wisconsin Schedule QI. Enter amount as a negative number			15a	.00
<b>16</b> Long-term capital loss carryover from 2020 Wisconsin Schedule WD, line 39. Enter amount as a negative number			16	.00
<b>17</b> <b>Net long-term capital gain or loss.</b> Combine lines 9a through 16 in column (h)			17	1.00

Go on to Part III →



Name <b>V &amp; V VARANASI</b>	Social Security Number <b>877-22-2188</b>
-----------------------------------	--

**Part III Summary of Parts I and II** (see instructions) - use a minus sign (-) for negative amounts.

<b>18</b> Combine lines 8 and 17, and fill in the net gain or loss here (if line 18 is a loss, go to line 28) . . . . .	<b>18</b>	<b>53737.00</b>
<b>19</b> Fill in the smaller of line 17 or 18, or -0- if a loss or no entry on line 17 . . . . .	<b>19</b>	<b>1.00</b>
<b>20</b> Fill in 30% of line 19 . . . . .	<b>20</b>	<b>0.00</b>
<b>21</b> Fill in the amount of long-term capital gain from the sale of farm assets listed on Form 8949 and taxable to Wisconsin plus gain from the sale of farm assets that is included on line 12 or 13 of Schedule WD. If zero, skip lines 22 through 25 and fill in the amount from line 20 on line 26 . . . . .	<b>21</b>	<b>.00</b>
<b>22</b> Gain included in line 17. Do not include any losses in this amount . . . . .	<b>22</b>	<b>.00</b>
<b>23</b> Divide line 21 by line 22. Carry the decimal to 4 places . . . . .	<b>23</b>	<b>_____</b>
<b>24</b> Multiply line 19 by the decimal amount on line 23 . . . . .	<b>24</b>	<b>.00</b>
<b>25</b> Fill in 30% of line 24 . . . . .	<b>25</b>	<b>.00</b>
<b>26</b> Add lines 20 and 25 . . . . .	<b>26</b>	<b>0.00</b>
<b>27</b> Subtract line 26 from line 18 . . . . .	<b>27</b>	<b>53737.00</b>
<b>28</b> If line 18 shows a loss, fill in the smaller of:	(a) The loss on line 18, (b) \$500, or (c) Wisconsin ordinary income (see instructions) . . . . .	<b>28</b> <b>.00</b>

**Note:** When figuring whether a, b, or c is smaller, treat all numbers as if they are positive. If filing Form 1, complete Part IV. If filing Form 1NPR, fill in amount from line 27 or 28 on line 7, column B, of Form 1NPR.

**Part IV Computation of Wisconsin Adjustment to Income** (Do not complete this part if you are filing on Form 1NPR)

<b>29</b> Adjustment (see instructions for Part IV and Schedule I adjustments)		
<b>a</b> Fill in gain from line 7 of federal Form 1040 or 1040-SR, or gain from line 2e of Schedule I, if filed (if a loss, fill in -0-) . . . . .	<b>29a</b>	<b>53737.00</b>
<b>b</b> Fill in gain from Part III, line 27, (if blank, fill in -0-) . . . . .	<b>29b</b>	<b>53737.00</b>
<b>c</b> If line 29b is more than 29a, subtract line 29a from line 29b. Fill in amount on line 2 of Schedule AD (Form 1) . . . . .	<b>29c</b>	<b>.00</b>
<b>d</b> If line 29b is less than 29a, subtract line 29b from line 29a. Fill in amount on line 5 of Schedule SB (Form 1) . . . . .	<b>29d</b>	<b>.00</b>
<b>e</b> Fill in loss from line 7 of federal Form 1040 or 1040-SR, as a positive amount or the loss from line 4c of Schedule I, if filed (if a gain, fill in -0-) . . . . .	<b>29e</b>	<b>0.00</b>
<b>f</b> Fill in loss from Part III, line 28 as a positive amount . . . . .	<b>29f</b>	<b>0.00</b>
<b>g</b> If line 29f is more than 29e, subtract line 29e from line 29f. Fill in amount on line 5 of Schedule SB (Form 1) . . . . .	<b>29g</b>	<b>.00</b>
<b>h</b> If line 29f is less than 29e, subtract line 29f from line 29e. Fill in amount on line 2 of Schedule AD (Form 1) . . . . .	<b>29h</b>	<b>.00</b>

**Part V Computation of Capital Loss Carryovers from 2021 to 2022** (Complete this part if the loss on line 18 is more than the loss on line 28.)

<b>30</b> Fill in loss shown on line 8 as a positive amount. If none, fill in -0- and skip lines 31 through 34 . . . . .	<b>30</b>	<b>.00</b>
<b>31</b> Fill in gain shown on line 17. If that line is blank or shows a loss, fill in -0- . . . . .	<b>31</b>	<b>.00</b>
<b>32</b> Subtract line 31 from line 30 . . . . .	<b>32</b>	<b>.00</b>
<b>33</b> Fill in the smaller of line 28 or line 32, treating both as positive amounts . . . . .	<b>33</b>	<b>.00</b>
<b>34</b> Subtract line 33 from line 32. This is your <b>short-term capital loss carryover</b> from 2021 to 2022 . . . . .	<b>34</b>	<b>.00</b>
<b>35</b> Fill in loss from line 17 as a positive amount. If none, fill in -0- and skip lines 36 through 39 . . . . .	<b>35</b>	<b>.00</b>
<b>36</b> Fill in gain shown on line 8. If that line is blank or shows a loss, fill in -0- . . . . .	<b>36</b>	<b>.00</b>
<b>37</b> Subtract line 36 from line 35 . . . . .	<b>37</b>	<b>.00</b>
<b>38</b> Subtract line 33 from line 28, treating both as positive amounts. (Note: If you skipped lines 31 through 34, fill in amount from line 28 as a positive amount.) . . . . .	<b>38</b>	<b>.00</b>
<b>39</b> Subtract line 38 from line 37. This is your <b>long-term capital loss carryover</b> from 2021 to 2022 . . . . .	<b>39</b>	<b>.00</b>



**Filing Status**  Single  Married filing jointly  Married filing separately (MFS)  Head of household (HOH)  Qualifying widow(er) (QW)  
 Check only one box. If you checked the MFS box, enter the name of your spouse. If you checked the HOH or QW box, enter the child's name if the qualifying person is a child but not your dependent ▶

Your first name and middle initial VENKATA LAXMI NARAYA		Last name VARANASI		Your social security number 877-22-2188	
If joint return, spouse's first name and middle initial VENKATA LAKSHMI BHAV		Last name VARANASI		Spouse's social security number 369-59-6777	
Home address (number and street). If you have a P.O. box, see instructions. 2940 KENTVILLIE DR				Apt. no.	
City, town, or post office. If you have a foreign address, also complete spaces below. SUN PRAIRIE			State WI	ZIP code 53590	
Foreign country name		Foreign province/state/county		Foreign postal code	

You  Spouse

At any time during 2021, did you receive, sell, exchange, or otherwise dispose of any financial interest in any virtual currency?  Yes  No

**Standard Deduction** **Someone can claim:**  You as a dependent  Your spouse as a dependent  
 Spouse itemizes on a separate return or you were a dual-status alien

**Age/Blindness** **You:**  Were born before January 2, 1957  Are blind **Spouse:**  Was born before January 2, 1957  Is blind

Dependents (see instructions): If more than four dependents, see instructions and check here ▶ <input type="checkbox"/>	(1) First name	Last name	(2) Social security number	(3) Relationship to you	(4) <input checked="" type="checkbox"/> if qualifies for (see instructions):	
					Child tax credit	Credit for other dependents
	SRINIKESH	VARANASI	940-94-0830	Son	<input type="checkbox"/>	<input checked="" type="checkbox"/>
	TANVISH	VARANASI	710-64-1256	Son	<input checked="" type="checkbox"/>	<input type="checkbox"/>
					<input type="checkbox"/>	<input type="checkbox"/>
					<input type="checkbox"/>	<input type="checkbox"/>

Attach Sch. B if required.  <b>Standard Deduction for—</b> • Single or Married filing separately, \$12,550 • Married filing jointly or Qualifying widow(er), \$25,100 • Head of household, \$18,800 • If you checked any box under <i>Standard Deduction</i> , see instructions.	<b>1</b>	Wages, salaries, tips, etc. Attach Form(s) W-2 . . . . .		<b>1</b>	230,693.	
	<b>2a</b>	Tax-exempt interest . . . . .	<b>2a</b>	<b>2b</b>	143.	
	<b>3a</b>	Qualified dividends . . . . .	<b>3a</b>	274.	<b>3b</b>	286.
	<b>4a</b>	IRA distributions . . . . .	<b>4a</b>		<b>4b</b>	
	<b>5a</b>	Pensions and annuities . . . . .	<b>5a</b>		<b>5b</b>	
	<b>6a</b>	Social security benefits . . . . .	<b>6a</b>		<b>6b</b>	
	<b>7</b>	Capital gain or (loss). Attach Schedule D if required. If not required, check here . . . . . ▶ <input type="checkbox"/>			<b>7</b>	53,737.
	<b>8</b>	Other income from Schedule 1, line 10 . . . . .			<b>8</b>	-52,010.
	<b>9</b>	Add lines 1, 2b, 3b, 4b, 5b, 6b, 7, and 8. This is your <b>total income</b> . . . . . ▶			<b>9</b>	232,849.
	<b>10</b>	Adjustments to income from Schedule 1, line 26 . . . . .			<b>10</b>	
	<b>11</b>	Subtract line 10 from line 9. This is your <b>adjusted gross income</b> . . . . . ▶			<b>11</b>	232,849.
	<b>12a</b>	<b>Standard deduction or itemized deductions</b> (from Schedule A) . . . . .	<b>12a</b>	25,100.		
	<b>b</b>	Charitable contributions if you take the standard deduction (see instructions)	<b>12b</b>			
	<b>c</b>	Add lines 12a and 12b . . . . .			<b>12c</b>	25,100.
	<b>13</b>	Qualified business income deduction from Form 8995 or Form 8995-A . . . . .			<b>13</b>	2.
<b>14</b>	Add lines 12c and 13 . . . . .			<b>14</b>	25,102.	
<b>15</b>	<b>Taxable income.</b> Subtract line 14 from line 11. If zero or less, enter -0- . . . . .			<b>15</b>	207,747.	



**SCHEDULE 1  
(Form 1040)**

Department of the Treasury  
Internal Revenue Service

**Additional Income and Adjustments to Income**

▶ Attach to Form 1040, 1040-SR, or 1040-NR.  
▶ Go to [www.irs.gov/Form1040](http://www.irs.gov/Form1040) for instructions and the latest information.

OMB No. 1545-0074

**2021**  
Attachment  
Sequence No. **01**

Name(s) shown on Form 1040, 1040-SR, or 1040-NR  
V & V VARANASI

Your social security number  
877-22-2188

**Part I Additional Income**

<b>1</b>	Taxable refunds, credits, or offsets of state and local income taxes . . . . .	<b>1</b>	
<b>2a</b>	Alimony received . . . . .	<b>2a</b>	
<b>b</b>	Date of original divorce or separation agreement (see instructions) ▶ _____		
<b>3</b>	Business income or (loss). Attach Schedule C . . . . .	<b>3</b>	-52,313.
<b>4</b>	Other gains or (losses). Attach Form 4797 . . . . .	<b>4</b>	
<b>5</b>	Rental real estate, royalties, partnerships, S corporations, trusts, etc. Attach Schedule E . . . . .	<b>5</b>	
<b>6</b>	Farm income or (loss). Attach Schedule F . . . . .	<b>6</b>	
<b>7</b>	Unemployment compensation . . . . .	<b>7</b>	
<b>8</b>	Other income:		
<b>a</b>	Net operating loss . . . . .	<b>8a</b>	( )
<b>b</b>	Gambling income . . . . .	<b>8b</b>	
<b>c</b>	Cancellation of debt . . . . .	<b>8c</b>	
<b>d</b>	Foreign earned income exclusion from Form 2555 . . . . .	<b>8d</b>	( )
<b>e</b>	Taxable Health Savings Account distribution . . . . .	<b>8e</b>	
<b>f</b>	Alaska Permanent Fund dividends . . . . .	<b>8f</b>	
<b>g</b>	Jury duty pay . . . . .	<b>8g</b>	
<b>h</b>	Prizes and awards . . . . .	<b>8h</b>	
<b>i</b>	Activity not engaged in for profit income . . . . .	<b>8i</b>	
<b>j</b>	Stock options . . . . .	<b>8j</b>	
<b>k</b>	Income from the rental of personal property if you engaged in the rental for profit but were not in the business of renting such property . . . . .	<b>8k</b>	
<b>l</b>	Olympic and Paralympic medals and USOC prize money (see instructions) . . . . .	<b>8l</b>	
<b>m</b>	Section 951(a) inclusion (see instructions) . . . . .	<b>8m</b>	
<b>n</b>	Section 951A(a) inclusion (see instructions) . . . . .	<b>8n</b>	
<b>o</b>	Section 461(l) excess business loss adjustment . . . . .	<b>8o</b>	
<b>p</b>	Taxable distributions from an ABLE account (see instructions) . . . . .	<b>8p</b>	
<b>z</b>	Other income. List type and amount ▶ _____ See Stmt 303.	<b>8z</b>	303.
<b>9</b>	Total other income. Add lines 8a through 8z . . . . .	<b>9</b>	303.
<b>10</b>	Combine lines 1 through 7 and 9. Enter here and on Form 1040, 1040-SR, or 1040-NR, line 8 . . . . .	<b>10</b>	-52,010.

**Part II Adjustments to Income**

<b>11</b>	Educator expenses . . . . .		<b>11</b>	
<b>12</b>	Certain business expenses of reservists, performing artists, and fee-basis government officials. Attach Form 2106 . . . . .		<b>12</b>	
<b>13</b>	Health savings account deduction. Attach Form 8889 . . . . .		<b>13</b>	
<b>14</b>	Moving expenses for members of the Armed Forces. Attach Form 3903 . . . . .		<b>14</b>	
<b>15</b>	Deductible part of self-employment tax. Attach Schedule SE . . . . .		<b>15</b>	
<b>16</b>	Self-employed SEP, SIMPLE, and qualified plans . . . . .		<b>16</b>	
<b>17</b>	Self-employed health insurance deduction . . . . .		<b>17</b>	
<b>18</b>	Penalty on early withdrawal of savings . . . . .		<b>18</b>	
<b>19a</b>	Alimony paid . . . . .		<b>19a</b>	
<b>b</b>	Recipient's SSN . . . . .	▶ _____		
<b>c</b>	Date of original divorce or separation agreement (see instructions) ▶ _____			
<b>20</b>	IRA deduction . . . . .		<b>20</b>	
<b>21</b>	Student loan interest deduction . . . . .		<b>21</b>	
<b>22</b>	Reserved for future use . . . . .		<b>22</b>	
<b>23</b>	Archer MSA deduction . . . . .		<b>23</b>	
<b>24</b>	Other adjustments:			
<b>a</b>	Jury duty pay (see instructions) . . . . .	<b>24a</b>		
<b>b</b>	Deductible expenses related to income reported on line 8k from the rental of personal property engaged in for profit . . . . .	<b>24b</b>		
<b>c</b>	Nontaxable amount of the value of Olympic and Paralympic medals and USOC prize money reported on line 8l . . . . .	<b>24c</b>		
<b>d</b>	Reforestation amortization and expenses . . . . .	<b>24d</b>		
<b>e</b>	Repayment of supplemental unemployment benefits under the Trade Act of 1974 . . . . .	<b>24e</b>		
<b>f</b>	Contributions to section 501(c)(18)(D) pension plans . . . . .	<b>24f</b>		
<b>g</b>	Contributions by certain chaplains to section 403(b) plans . . . . .	<b>24g</b>		
<b>h</b>	Attorney fees and court costs for actions involving certain unlawful discrimination claims (see instructions) . . . . .	<b>24h</b>		
<b>i</b>	Attorney fees and court costs you paid in connection with an award from the IRS for information you provided that helped the IRS detect tax law violations . . . . .	<b>24i</b>		
<b>j</b>	Housing deduction from Form 2555 . . . . .	<b>24j</b>		
<b>k</b>	Excess deductions of section 67(e) expenses from Schedule K-1 (Form 1041) . . . . .	<b>24k</b>		
<b>z</b>	Other adjustments. List type and amount ▶ _____	<b>24z</b>		
<b>25</b>	Total other adjustments. Add lines 24a through 24z . . . . .		<b>25</b>	
<b>26</b>	Add lines 11 through 23 and 25. These are your <b>adjustments to income</b> . Enter here and on Form 1040 or 1040-SR, line 10, or Form 1040-NR, line 10a . . . . .		<b>26</b>	



**SCHEDULE C  
(Form 1040)**

**Profit or Loss From Business  
(Sole Proprietorship)**

OMB No. 1545-0074

**2021**

Attachment  
Sequence No. **09**

Department of the Treasury  
Internal Revenue Service (99)

▶ Go to [www.irs.gov/ScheduleC](http://www.irs.gov/ScheduleC) for instructions and the latest information.

▶ Attach to Form 1040, 1040-SR, 1040-NR, or 1041; partnerships must generally file Form 1065.

Name of proprietor <b>VENKATA LAXMI NARAYA VARANASI</b>		Social security number (SSN) <b>877-22-2188</b>
<b>A</b> Principal business or profession, including product or service (see instructions) <b>SOFTWARE SERVICES</b>	<b>B</b> Enter code from instructions ▶ <b>519100</b>	
<b>C</b> Business name. If no separate business name, leave blank. <b>VARANASI SOFTWARE SERVICES</b>	<b>D</b> Employer ID number (EIN) (see instr.) 	
<b>E</b> Business address (including suite or room no.) ▶ <b>2940 KENTVILLIE DR</b> City, town or post office, state, and ZIP code <b>SUN PRAIRIE, WI 53590</b>		
<b>F</b> Accounting method: <b>(1)</b> <input checked="" type="checkbox"/> Cash <b>(2)</b> <input type="checkbox"/> Accrual <b>(3)</b> <input type="checkbox"/> Other (specify) ▶		
<b>G</b> Did you "materially participate" in the operation of this business during 2021? If "No," see instructions for limit on losses		<input checked="" type="checkbox"/> <b>Yes</b> <input type="checkbox"/> <b>No</b>
<b>H</b> If you started or acquired this business during 2021, check here		<input type="checkbox"/>
<b>I</b> Did you make any payments in 2021 that would require you to file Form(s) 1099? See instructions		<input type="checkbox"/> <b>Yes</b> <input checked="" type="checkbox"/> <b>No</b>
<b>J</b> If "Yes," did you or will you file required Form(s) 1099?		<input type="checkbox"/> <b>Yes</b> <input type="checkbox"/> <b>No</b>

**Part I Income**

<b>1</b> Gross receipts or sales. See instructions for line 1 and check the box if this income was reported to you on Form W-2 and the "Statutory employee" box on that form was checked . . . . . ▶ <input type="checkbox"/>	<b>1</b>	
<b>2</b> Returns and allowances . . . . .	<b>2</b>	
<b>3</b> Subtract line 2 from line 1 . . . . .	<b>3</b>	
<b>4</b> Cost of goods sold (from line 42) . . . . .	<b>4</b>	
<b>5</b> <b>Gross profit.</b> Subtract line 4 from line 3 . . . . .	<b>5</b>	
<b>6</b> Other income, including federal and state gasoline or fuel tax credit or refund (see instructions) . . . . .	<b>6</b>	
<b>7</b> <b>Gross income.</b> Add lines 5 and 6 . . . . . ▶	<b>7</b>	

**Part II Expenses.** Enter expenses for business use of your home **only** on line 30.

<b>8</b> Advertising . . . . .	<b>8</b>		<b>18</b> Office expense (see instructions) . . . . .	<b>18</b>	
<b>9</b> Car and truck expenses (see instructions) . . . . .	<b>9</b>	11,413.	<b>19</b> Pension and profit-sharing plans . . . . .	<b>19</b>	
<b>10</b> Commissions and fees . . . . .	<b>10</b>		<b>20</b> Rent or lease (see instructions):		
<b>11</b> Contract labor (see instructions) . . . . .	<b>11</b>		<b>a</b> Vehicles, machinery, and equipment	<b>20a</b>	
<b>12</b> Depletion . . . . .	<b>12</b>		<b>b</b> Other business property . . . . .	<b>20b</b>	19,200.
<b>13</b> Depreciation and section 179 expense deduction (not included in Part III) (see instructions) . . . . .	<b>13</b>		<b>21</b> Repairs and maintenance . . . . .	<b>21</b>	
<b>14</b> Employee benefit programs (other than on line 19) . . . . .	<b>14</b>		<b>22</b> Supplies (not included in Part III) . . . . .	<b>22</b>	
<b>15</b> Insurance (other than health) . . . . .	<b>15</b>		<b>23</b> Taxes and licenses . . . . .	<b>23</b>	
<b>16</b> Interest (see instructions):			<b>24</b> Travel and meals:		
<b>a</b> Mortgage (paid to banks, etc.)	<b>16a</b>		<b>a</b> Travel . . . . .	<b>24a</b>	
<b>b</b> Other . . . . .	<b>16b</b>	1,500.	<b>b</b> Deductible meals (see instructions) . . . . .	<b>24b</b>	2,400.
<b>17</b> Legal and professional services	<b>17</b>		<b>25</b> Utilities . . . . .	<b>25</b>	2,800.
			<b>26</b> Wages (less employment credits)	<b>26</b>	
			<b>27a</b> Other expenses (from line 48) . . . . .	<b>27a</b>	15,000.
			<b>b</b> Reserved for future use . . . . .	<b>27b</b>	
<b>28</b> <b>Total expenses</b> before expenses for business use of home. Add lines 8 through 27a . . . . . ▶	<b>28</b>		<b>28</b>		52,313.
<b>29</b> Tentative profit or (loss). Subtract line 28 from line 7 . . . . .	<b>29</b>		<b>29</b>		-52,313.
<b>30</b> Expenses for business use of your home. Do not report these expenses elsewhere. Attach Form 8829 unless using the simplified method. See instructions. <b>Simplified method filers only:</b> Enter the total square footage of (a) your home: _____ and (b) the part of your home used for business: _____. Use the Simplified Method Worksheet in the instructions to figure the amount to enter on line 30 . . . . .	<b>30</b>		<b>30</b>		
<b>31</b> <b>Net profit or (loss).</b> Subtract line 30 from line 29. • If a profit, enter on both <b>Schedule 1 (Form 1040), line 3</b> , and on <b>Schedule SE, line 2</b> . (If you checked the box on line 1, see instructions). Estates and trusts, enter on <b>Form 1041, line 3</b> . • If a loss, you <b>must</b> go to line 32.	<b>31</b>		<b>31</b>		-52,313.
<b>32</b> If you have a loss, check the box that describes your investment in this activity. See instructions. • If you checked 32a, enter the loss on both <b>Schedule 1 (Form 1040), line 3</b> , and on <b>Schedule SE, line 2</b> . (If you checked the box on line 1, see the line 31 instructions.) Estates and trusts, enter on <b>Form 1041, line 3</b> . • If you checked 32b, you <b>must</b> attach <b>Form 6198</b> . Your loss may be limited.			<b>32a</b> <input checked="" type="checkbox"/> All investment is at risk. <b>32b</b> <input type="checkbox"/> Some investment is not at risk.		

**Part III Cost of Goods Sold** (see instructions)

**33** Method(s) used to value closing inventory:    **a**  Cost    **b**  Lower of cost or market    **c**  Other (attach explanation)

**34** Was there any change in determining quantities, costs, or valuations between opening and closing inventory? If "Yes," attach explanation . . . . .  **Yes**     **No**

<b>35</b> Inventory at beginning of year. If different from last year's closing inventory, attach explanation . . . . .	<b>35</b>	
<b>36</b> Purchases less cost of items withdrawn for personal use . . . . .	<b>36</b>	
<b>37</b> Cost of labor. Do not include any amounts paid to yourself . . . . .	<b>37</b>	
<b>38</b> Materials and supplies . . . . .	<b>38</b>	
<b>39</b> Other costs . . . . .	<b>39</b>	
<b>40</b> Add lines 35 through 39 . . . . .	<b>40</b>	
<b>41</b> Inventory at end of year . . . . .	<b>41</b>	
<b>42</b> <b>Cost of goods sold.</b> Subtract line 41 from line 40. Enter the result here and on line 4 . . . . .	<b>42</b>	

**Part IV Information on Your Vehicle.** Complete this part **only** if you are claiming car or truck expenses on line 9 and are not required to file Form 4562 for this business. See the instructions for line 13 to find out if you must file Form 4562.

**43** When did you place your vehicle in service for business purposes? (month/day/year)    ► 03/05/2016

**44** Of the total number of miles you drove your vehicle during 2021, enter the number of miles you used your vehicle for:

**a** Business    20,380    **b** Commuting (see instructions)    **c** Other    27,470

**45** Was your vehicle available for personal use during off-duty hours? . . . . .  **Yes**     **No**

**46** Do you (or your spouse) have another vehicle available for personal use?. . . . .  **Yes**     **No**

**47a** Do you have evidence to support your deduction? . . . . .  **Yes**     **No**

**b** If "Yes," is the evidence written? . . . . .  **Yes**     **No**

**Part V Other Expenses.** List below business expenses not included on lines 8–26 or line 30.

BACK OFFICE OPERATION EXPENSES		15,000.
<b>48</b> <b>Total other expenses.</b> Enter here and on line 27a . . . . .	<b>48</b>	15,000.

**SCHEDULE D**  
**(Form 1040)**

**Capital Gains and Losses**

OMB No. 1545-0074

**2021**

Attachment  
Sequence No. **12**

Department of the Treasury  
Internal Revenue Service (99)

▶ **Attach to Form 1040, 1040-SR, or 1040-NR.**  
▶ **Go to [www.irs.gov/ScheduleD](http://www.irs.gov/ScheduleD) for instructions and the latest information.**  
▶ **Use Form 8949 to list your transactions for lines 1b, 2, 3, 8b, 9, and 10.**

Name(s) shown on return

V & V VARANASI

Your social security number

877-22-2188

Did you dispose of any investment(s) in a qualified opportunity fund during the tax year?  Yes  No

If "Yes," attach Form 8949 and see its instructions for additional requirements for reporting your gain or loss.

**Part I Short-Term Capital Gains and Losses—Generally Assets Held One Year or Less** (see instructions)

See instructions for how to figure the amounts to enter on the lines below.

This form may be easier to complete if you round off cents to whole dollars.

	(d) Proceeds (sales price)	(e) Cost (or other basis)	(g) Adjustments to gain or loss from Form(s) 8949, Part I, line 2, column (g)	(h) Gain or (loss) Subtract column (e) from column (d) and combine the result with column (g)
<b>1a</b> Totals for all short-term transactions reported on Form 1099-B for which basis was reported to the IRS and for which you have no adjustments (see instructions). However, if you choose to report all these transactions on Form 8949, leave this line blank and go to line 1b .				
<b>1b</b> Totals for all transactions reported on Form(s) 8949 with <b>Box A</b> checked . . . . .	1,863,530.	1,994,685.	184,891.	53,736.
<b>2</b> Totals for all transactions reported on Form(s) 8949 with <b>Box B</b> checked . . . . .				
<b>3</b> Totals for all transactions reported on Form(s) 8949 with <b>Box C</b> checked . . . . .				
<b>4</b> Short-term gain from Form 6252 and short-term gain or (loss) from Forms 4684, 6781, and 8824 . . . . .				<b>4</b>
<b>5</b> Net short-term gain or (loss) from partnerships, S corporations, estates, and trusts from Schedule(s) K-1 . . . . .				<b>5</b>
<b>6</b> Short-term capital loss carryover. Enter the amount, if any, from line 8 of your <b>Capital Loss Carryover Worksheet</b> in the instructions . . . . .				<b>6</b> ( )
<b>7 Net short-term capital gain or (loss).</b> Combine lines 1a through 6 in column (h). If you have any long-term capital gains or losses, go to Part II below. Otherwise, go to Part III on the back . . . . .				<b>7</b> 53,736.

**Part II Long-Term Capital Gains and Losses—Generally Assets Held More Than One Year** (see instructions)

See instructions for how to figure the amounts to enter on the lines below.

This form may be easier to complete if you round off cents to whole dollars.

	(d) Proceeds (sales price)	(e) Cost (or other basis)	(g) Adjustments to gain or loss from Form(s) 8949, Part II, line 2, column (g)	(h) Gain or (loss) Subtract column (e) from column (d) and combine the result with column (g)
<b>8a</b> Totals for all long-term transactions reported on Form 1099-B for which basis was reported to the IRS and for which you have no adjustments (see instructions). However, if you choose to report all these transactions on Form 8949, leave this line blank and go to line 8b .				
<b>8b</b> Totals for all transactions reported on Form(s) 8949 with <b>Box D</b> checked . . . . .				
<b>9</b> Totals for all transactions reported on Form(s) 8949 with <b>Box E</b> checked . . . . .				
<b>10</b> Totals for all transactions reported on Form(s) 8949 with <b>Box F</b> checked . . . . .				
<b>11</b> Gain from Form 4797, Part I; long-term gain from Forms 2439 and 6252; and long-term gain or (loss) from Forms 4684, 6781, and 8824 . . . . .				<b>11</b>
<b>12</b> Net long-term gain or (loss) from partnerships, S corporations, estates, and trusts from Schedule(s) K-1 . . . . .				<b>12</b>
<b>13</b> Capital gain distributions. See the instructions . . . . .				<b>13</b> 1.
<b>14</b> Long-term capital loss carryover. Enter the amount, if any, from line 13 of your <b>Capital Loss Carryover Worksheet</b> in the instructions . . . . .				<b>14</b> ( )
<b>15 Net long-term capital gain or (loss).</b> Combine lines 8a through 14 in column (h). Then, go to Part III on the back . . . . .				<b>15</b> 1.

**Part III Summary**

<p><b>16</b> Combine lines 7 and 15 and enter the result . . . . .</p> <ul style="list-style-type: none"> <li>• If line 16 is a <b>gain</b>, enter the amount from line 16 on Form 1040, 1040-SR, or 1040-NR, line 7. Then, go to line 17 below.</li> <li>• If line 16 is a <b>loss</b>, skip lines 17 through 20 below. Then, go to line 21. Also be sure to complete line 22.</li> <li>• If line 16 is <b>zero</b>, skip lines 17 through 21 below and enter -0- on Form 1040, 1040-SR, or 1040-NR, line 7. Then, go to line 22.</li> </ul>	<b>16</b>	53,737.
<p><b>17</b> Are lines 15 and 16 <b>both</b> gains?</p> <p><input checked="" type="checkbox"/> <b>Yes.</b> Go to line 18.</p> <p><input type="checkbox"/> <b>No.</b> Skip lines 18 through 21, and go to line 22.</p>		
<p><b>18</b> If you are required to complete the <b>28% Rate Gain Worksheet</b> (see instructions), enter the amount, if any, from line 7 of that worksheet . . . . . ▶</p>	<b>18</b>	
<p><b>19</b> If you are required to complete the <b>Unrecaptured Section 1250 Gain Worksheet</b> (see instructions), enter the amount, if any, from line 18 of that worksheet . . . . . ▶</p>	<b>19</b>	1.
<p><b>20</b> Are lines 18 and 19 both zero or blank and are you not filing Form 4952?</p> <p><input type="checkbox"/> <b>Yes.</b> Complete the <b>Qualified Dividends and Capital Gain Tax Worksheet</b> in the instructions for Forms 1040 and 1040-SR, line 16. <b>Don't</b> complete lines 21 and 22 below.</p> <p><input checked="" type="checkbox"/> <b>No.</b> Complete the <b>Schedule D Tax Worksheet</b> in the instructions. <b>Don't</b> complete lines 21 and 22 below.</p>		
<p><b>21</b> If line 16 is a loss, enter here and on Form 1040, 1040-SR, or 1040-NR, line 7, the <b>smaller</b> of:</p> <ul style="list-style-type: none"> <li>• The loss on line 16; or</li> <li>• (\$3,000), or if married filing separately, (\$1,500) } . . . . .</li> </ul> <p><b>Note:</b> When figuring which amount is smaller, treat both amounts as positive numbers.</p>	<b>21</b> ( )	
<p><b>22</b> Do you have qualified dividends on Form 1040, 1040-SR, or 1040-NR, line 3a?</p> <p><input type="checkbox"/> <b>Yes.</b> Complete the <b>Qualified Dividends and Capital Gain Tax Worksheet</b> in the instructions for Forms 1040 and 1040-SR, line 16.</p> <p><input type="checkbox"/> <b>No.</b> Complete the rest of Form 1040, 1040-SR, or 1040-NR.</p>		

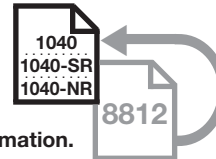


**SCHEDULE 8812**  
**(Form 1040)**

**Credits for Qualifying Children and Other Dependents**

▶ Attach to Form 1040, 1040-SR, or 1040-NR.

▶ Go to [www.irs.gov/Schedule8812](http://www.irs.gov/Schedule8812) for instructions and the latest information.



OMB No. 1545-0074

**2021**

Attachment Sequence No. **47**

Department of the Treasury  
Internal Revenue Service (99)

Name(s) shown on return  
V & V VARANASI

Your social security number  
877-22-2188

**Part I-A Child Tax Credit and Credit for Other Dependents**

<b>1</b>	Enter the amount from line 11 of your Form 1040, 1040-SR, or 1040-NR . . . . .		<b>1</b>	232,849.
<b>2a</b>	Enter income from Puerto Rico that you excluded . . . . .	<b>2a</b>		
<b>b</b>	Enter the amounts from lines 45 and 50 of your Form 2555 . . . . .	<b>2b</b>	0.	
<b>c</b>	Enter the amount from line 15 of your Form 4563 . . . . .	<b>2c</b>		
<b>d</b>	Add lines 2a through 2c . . . . .	<b>2d</b>	0.	
<b>3</b>	Add lines 1 and 2d . . . . .	<b>3</b>	232,849.	
<b>4a</b>	Number of qualifying children under age 18 with the required social security number . . . . .	<b>4a</b>	1.	
<b>b</b>	Number of children included on line 4a who were under age 6 at the end of 2021 . . . . .	<b>4b</b>	1.	
<b>c</b>	Subtract line 4b from line 4a . . . . .	<b>4c</b>	0.	
<b>5</b>	If line 4a is more than zero, enter the amount from the <b>Line 5 Worksheet</b> ; otherwise, enter -0- . . . . .	<b>5</b>	2,000.	
<b>6</b>	Number of other dependents, including any qualifying children who are not under age 18 or who do not have the required social security number . . . . .	<b>6</b>	1.	
<b>Caution:</b> Do not include yourself, your spouse, or anyone who is not a U.S. citizen, U.S. national, or U.S. resident alien. Also, do not include anyone you included on line 4a.				
<b>7</b>	Multiply line 6 by \$500 . . . . .	<b>7</b>	500.	
<b>8</b>	Add lines 5 and 7 . . . . .	<b>8</b>	2,500.	
<b>9</b>	Enter the amount shown below for your filing status. • Married filing jointly—\$400,000 } • All other filing statuses—\$200,000 }	<b>9</b>	400,000.	
<b>10</b>	Subtract line 9 from line 3. • If zero or less, enter -0-. • If more than zero and not a multiple of \$1,000, enter the next multiple of \$1,000. For example, if the result is \$425, enter \$1,000; if the result is \$1,025, enter \$2,000, etc. }	<b>10</b>	0.	
<b>11</b>	Multiply line 10 by 5% (0.05) . . . . .	<b>11</b>	0.	
<b>12</b>	Subtract line 11 from line 8. If zero or less, enter -0- . . . . .	<b>12</b>	2,500.	
<b>13</b>	Check all the boxes that apply to you (or your spouse if married filing jointly). <b>A</b> Check here if you (or your spouse if married filing jointly) had a principal place of abode in the United States for more than half of 2021 . . . . . <input checked="" type="checkbox"/> <b>B</b> Check here if you (or your spouse if married filing jointly) were a bona fide resident of Puerto Rico for 2021 <input type="checkbox"/>			

**Part I-B Filers Who Check a Box on Line 13**

**Caution:** If you did not check a box on line 13, do not complete Part I-B; instead, skip to Part I-C.

<b>14a</b>	Enter the smaller of line 7 or line 12 . . . . .	<b>14a</b>	500.
<b>b</b>	Subtract line 14a from line 12 . . . . .	<b>14b</b>	2,000.
<b>c</b>	If line 14a is zero, enter -0-; otherwise, enter the amount from the <b>Credit Limit Worksheet A</b> . . . . .	<b>14c</b>	37,877.
<b>d</b>	Enter the smaller of line 14a or line 14c . . . . .	<b>14d</b>	500.
<b>e</b>	Add lines 14b and 14d . . . . .	<b>14e</b>	2,500.
<b>f</b>	Enter the aggregate amount of advance child tax credit payments you (and your spouse if filing jointly) received for 2021. See your Letter(s) 6419 for the amounts to include on this line. If you are missing Letter 6419, see the instructions before entering an amount on this line. If you didn't receive any advance child tax credit payments for 2021, enter -0- . . . . .	<b>14f</b>	2,100.
<b>Caution:</b> If the amount on this line doesn't match the aggregate amounts reported to you (and your spouse if filing jointly) on your Letter(s) 6419, the processing of your return will be delayed.			
<b>g</b>	Subtract line 14f from line 14e. If zero or less, enter -0- on lines 14g through 14i and go to Part III . . . . .	<b>14g</b>	400.
<b>h</b>	Enter the smaller of line 14d or line 14g. <b>This is your credit for other dependents. Enter this amount on line 19 of your Form 1040, 1040-SR, or 1040-NR</b> . . . . .	<b>14h</b>	400.
<b>i</b>	Subtract line 14h from line 14g. <b>This is your refundable child tax credit. Enter this amount on line 28 of your Form 1040, 1040-SR, or 1040-NR</b> . . . . .	<b>14i</b>	0.



**Part I-C Filers Who Do Not Check a Box on Line 13**

**Caution:** If you checked a box on line 13, do not complete Part I-C.

<b>15a</b>	Enter the amount from the <b>Credit Limit Worksheet A</b> . . . . .	<b>15a</b>	
<b>b</b>	Enter the smaller of line 12 or line 15a . . . . .	<b>15b</b>	
	Additional child tax credit. Complete Parts II-A through II-C if you meet each of the following items.		
	<b>1.</b> You are not filing Form 2555.		
	<b>2.</b> Line 4a is more than zero.		
	<b>3.</b> Line 12 is more than line 15a.		
<b>c</b>	If you completed Parts II-A through II-C, enter the amount from line 27; otherwise, enter -0- . . . . .	<b>15c</b>	
<b>d</b>	Add lines 15b and 15c . . . . .	<b>15d</b>	
<b>e</b>	Enter the aggregate amount of advance child tax credit payments you (and your spouse if filing jointly) received for 2021. See your Letter(s) 6419 for the amounts to include on this line. If you are missing Letter 6419, see the instructions before entering an amount on this line. If you didn't receive any advance child tax credit payments for 2021, enter -0- . . . . .	<b>15e</b>	
	<b>Caution:</b> If the amount on this line doesn't match the aggregate amounts reported to you (and your spouse if filing jointly) on your Letter(s) 6419, the processing of your return will be delayed.		
<b>f</b>	Subtract line 15e from line 15d. If zero or less, enter -0- on lines 15f through 15h and go to Part III . . . . .	<b>15f</b>	
<b>g</b>	Enter the smaller of line 15b or line 15f. <b>This is your nonrefundable child tax credit and credit for other dependents. Enter this amount on line 19 of your Form 1040, 1040-SR, or 1040-NR.</b> . . . . .	<b>15g</b>	
<b>h</b>	Subtract line 15g from line 15f. <b>This is your additional child tax credit. Enter this amount on line 28 of your Form 1040, 1040-SR, or 1040-NR</b> . . . . .	<b>15h</b>	

**Part II-A Additional Child Tax Credit (use only if completing Part I-C)**

**Caution:** If you file Form 2555, do not complete Parts II-A through II-C; you cannot claim the additional child tax credit.

**Caution:** If you checked a box on line 13, do not complete Parts II-A through II-C; you cannot claim the additional child tax credit.

<b>16a</b>	Subtract line 15b from line 12. If zero, skip Parts II-A and II-B and enter -0- on line 27 . . . . .	<b>16a</b>	
<b>b</b>	Number of qualifying children under 18 with the required social security number: _____ x \$1,400. Enter the result. If zero, skip Parts II-A and II-B and enter -0- on line 27 . . . . .	<b>16b</b>	
	<b>TIP:</b> The number of children you use for this line is the same as the number of children you used for line 4a.		
<b>17</b>	Enter the <b>smaller</b> of line 16a or line 16b . . . . .	<b>17</b>	
<b>18a</b>	Earned income (see instructions) . . . . .	<b>18a</b>	
<b>b</b>	Nontaxable combat pay (see instructions) . . . . .	<b>18b</b>	
<b>19</b>	Is the amount on line 18a more than \$2,500? <input type="checkbox"/> <b>No.</b> Leave line 19 blank and enter -0- on line 20. <input type="checkbox"/> <b>Yes.</b> Subtract \$2,500 from the amount on line 18a. Enter the result . . . . .	<b>19</b>	
<b>20</b>	Multiply the amount on line 19 by 15% (0.15) and enter the result . . . . .	<b>20</b>	
	<b>Next.</b> On line 16b, is the amount \$4,200 or more? <input type="checkbox"/> <b>No.</b> If line 20 is zero, enter -0- on line 15c. Otherwise, skip Part II-B and enter the <b>smaller</b> of line 17 or line 20 on line 27. <input type="checkbox"/> <b>Yes.</b> If line 20 is equal to or more than line 17, skip Part II-B and enter the amount from line 17 on line 27. Otherwise, go to line 21.		

**Part II-B Certain Filers Who Have Three or More Qualifying Children**

<b>21</b>	Withheld social security, Medicare, and Additional Medicare taxes from Form(s) W-2, boxes 4 and 6. If married filing jointly, include your spouse's amounts with yours. If your employer withheld or you paid Additional Medicare Tax or tier 1 RRTA taxes, see instructions . . . . .	<b>21</b>	
<b>22</b>	Enter the total of the amounts from Schedule 1 (Form 1040), line 15; Schedule 2 (Form 1040), line 5; Schedule 2 (Form 1040), line 6; and Schedule 2 (Form 1040), line 13 . . . . .	<b>22</b>	
<b>23</b>	Add lines 21 and 22 . . . . .	<b>23</b>	
<b>24</b>	<b>1040 and 1040-SR filers:</b> Enter the total of the amounts from Form 1040 or 1040-SR, line 27a, and Schedule 3 (Form 1040), line 11. } <b>1040-NR filers:</b> Enter the amount from Schedule 3 (Form 1040), line 11. }	<b>24</b>	
<b>25</b>	Subtract line 24 from line 23. If zero or less, enter -0- . . . . .	<b>25</b>	
<b>26</b>	Enter the <b>larger</b> of line 20 or line 25 . . . . .	<b>26</b>	
	<b>Next,</b> enter the <b>smaller</b> of line 17 or line 26 on line 27.		

**Part II-C Additional Child Tax Credit**

<b>27</b>	Enter this amount on line 15c . . . . .	<b>27</b>	
-----------	---	-----------	--



**Part III Additional Tax** (use only if line 14g or line 15f, whichever applies, is zero)

<b>28a</b>	Enter the amount from line 14f or line 15e, whichever applies . . . . .	<b>28a</b>	
<b>b</b>	Enter the amount from line 14e or line 15d, whichever applies . . . . .	<b>28b</b>	
<b>29</b>	Excess advance child tax credit payments. Subtract line 28b from line 28a. If zero, stop; you do not owe the additional tax . . . . .	<b>29</b>	
<b>30</b>	Enter the number of qualifying children taken into account in determining the annual advance amount you received for 2021. See your Letter 6419 for this number. If you are missing your Letter 6419, you are filing a joint return, or you received more than one Letter 6419, see the instructions before entering a number on this line . . . . . <b>Caution:</b> If the amount on this line doesn't match the number of qualifying children reported to you (and your spouse if filing jointly) on your Letter(s) 6419, the processing of your return will be delayed.	<b>30</b>	
<b>31</b>	Enter the smaller of line 4a or line 30 . . . . .	<b>31</b>	
<b>32</b>	Subtract line 31 from line 30. If zero, skip to line 40 and enter the amount from line 29; otherwise, continue to line 33 . . . . .	<b>32</b>	
<b>33</b>	Enter the amount shown below for your filing status. <ul style="list-style-type: none"> <li>• Married filing jointly or Qualifying widow(er)—\$60,000</li> <li>• Head of household—\$50,000</li> <li>• All other filing statuses—\$40,000</li> </ul>	<b>33</b>	
<b>34</b>	Subtract line 33 from line 3. If zero or less, enter -0- . . . . .	<b>34</b>	
<b>35</b>	Enter the amount from line 33 . . . . .	<b>35</b>	
<b>36</b>	Divide line 34 by line 35. Enter the result as a decimal (rounded to at least three places). If the result is 1.000 or more, enter 1.000 . . . . .	<b>36</b>	
<b>37</b>	Multiply line 32 by \$2,000 . . . . .	<b>37</b>	
<b>38</b>	Multiply line 37 by line 36 . . . . .	<b>38</b>	
<b>39</b>	Subtract line 38 from line 37 . . . . .	<b>39</b>	
<b>40</b>	Subtract line 39 from line 29. If zero or less, enter -0-. <b>This is your additional tax. If more than zero, enter this amount on Schedule 2 (Form 1040), line 19</b> . . . . .	<b>40</b>	

**Qualified Business Income Deduction  
Simplified Computation**

Department of the Treasury  
Internal Revenue Service

▶ **Attach to your tax return.**

Attachment  
Sequence No. **55**

▶ **Go to [www.irs.gov/Form8995](http://www.irs.gov/Form8995) for instructions and the latest information.**

Name(s) shown on return

V & V VARANASI

Your taxpayer identification number

877-22-2188

**Note.** You can claim the qualified business income deduction **only** if you have qualified business income from a qualified trade or business, real estate investment trust dividends, publicly traded partnership income, or a domestic production activities deduction passed through from an agricultural or horticultural cooperative. See instructions.

Use this form if your taxable income, before your qualified business income deduction, is at or below \$164,900 (\$164,925 if married filing separately; \$329,800 if married filing jointly), and you aren't a patron of an agricultural or horticultural cooperative.

<b>1</b>	<b>(a)</b> Trade, business, or aggregation name	<b>(b)</b> Taxpayer identification number	<b>(c)</b> Qualified business income or (loss)
<b>i</b>			
<b>ii</b>			
<b>iii</b>			
<b>iv</b>			
<b>v</b>			
<b>2</b>	Total qualified business income or (loss). Combine lines 1i through 1v, column (c)	<b>2</b>	
<b>3</b>	Qualified business net (loss) carryforward from the prior year	<b>3</b> ( )	
<b>4</b>	Total qualified business income. Combine lines 2 and 3. If zero or less, enter -0-	<b>4</b>	
<b>5</b>	Qualified business income component. Multiply line 4 by 20% (0.20)		<b>5</b>
<b>6</b>	Qualified REIT dividends and publicly traded partnership (PTP) income or (loss) (see instructions)	<b>6</b> 12.	
<b>7</b>	Qualified REIT dividends and qualified PTP (loss) carryforward from the prior year	<b>7</b> ( )	
<b>8</b>	Total qualified REIT dividends and PTP income. Combine lines 6 and 7. If zero or less, enter -0-	<b>8</b> 12.	
<b>9</b>	REIT and PTP component. Multiply line 8 by 20% (0.20)		<b>9</b> 2.
<b>10</b>	Qualified business income deduction before the income limitation. Add lines 5 and 9		<b>10</b> 2.
<b>11</b>	Taxable income before qualified business income deduction (see instructions)	<b>11</b> 207,749.	
<b>12</b>	Net capital gain (see instructions)	<b>12</b> 275.	
<b>13</b>	Subtract line 12 from line 11. If zero or less, enter -0-	<b>13</b> 207,474.	
<b>14</b>	Income limitation. Multiply line 13 by 20% (0.20)		<b>14</b> 41,495.
<b>15</b>	Qualified business income deduction. Enter the smaller of line 10 or line 14. Also enter this amount on the applicable line of your return (see instructions) ▶		<b>15</b> 2.
<b>16</b>	Total qualified business (loss) carryforward. Combine lines 2 and 3. If greater than zero, enter -0-		<b>16</b> ( 0. )
<b>17</b>	Total qualified REIT dividends and PTP (loss) carryforward. Combine lines 6 and 7. If greater than zero, enter -0-		<b>17</b> ( 0. )

**Paid Preparer's Due Diligence Checklist**

Earned Income Credit (EIC), American Opportunity Tax Credit (AOTC),  
 Child Tax Credit (CTC) (including the Additional Child Tax Credit (ACTC)) and  
 Credit for Other Dependents (ODC)), and Head of Household (HOH) Filing Status

▶ To be completed by preparer and filed with Form 1040, 1040-SR, 1040-NR, 1040-PR, or 1040-SS.  
 ▶ Go to [www.irs.gov/Form8867](http://www.irs.gov/Form8867) for instructions and the latest information.

OMB No. 1545-0074

Attachment  
 Sequence No. **70**

Taxpayer name(s) shown on return <b>V &amp; V VARANASI</b>	Taxpayer identification number <b>877-22-2188</b>
Enter preparer's name and PTIN <b>SYAM PRIYA RAM SAGAR GUPTA TALLAM P02082703</b>	

**Part I Due Diligence Requirements**

Please check the appropriate box for the credit(s) and/or HOH filing status claimed on the return and complete the related Parts I-V for the benefit(s) claimed (check all that apply).  EIC  CTC/ACTC/ODC  AOTC  HOH

	Yes	No	N/A
<b>1</b> Did you complete the return based on information for the applicable tax year provided by the taxpayer or reasonably obtained by you? (See instructions if relying on prior year earned income.) . . . . .	<input checked="" type="checkbox"/>	<input type="checkbox"/>	
<b>2</b> If credits are claimed on the return, did you complete the applicable EIC and/or CTC/ACTC/ODC worksheets found in the Form 1040, 1040-SR, 1040-NR, 1040-PR, 1040-SS, or Schedule 8812 (Form 1040) instructions, and/or the AOTC worksheet found in the Form 8863 instructions, or your own worksheet(s) that provides the same information, and all related forms and schedules for each credit claimed? . . . . .	<input checked="" type="checkbox"/>	<input type="checkbox"/>	<input type="checkbox"/>
<b>3</b> Did you satisfy the knowledge requirement? To meet the knowledge requirement, you must do both of the following. <ul style="list-style-type: none"> <li>• Interview the taxpayer, ask questions, and contemporaneously document the taxpayer's responses to determine that the taxpayer is eligible to claim the credit(s) and/or HOH filing status.</li> <li>• Review information to determine that the taxpayer is eligible to claim the credit(s) and/or HOH filing status and to figure the amount(s) of any credit(s) . . . . .</li> </ul>	<input checked="" type="checkbox"/>	<input type="checkbox"/>	
<b>4</b> Did any information provided by the taxpayer or a third party for use in preparing the return, or information reasonably known to you, appear to be incorrect, incomplete, or inconsistent? (If "Yes," answer questions 4a and 4b. If "No," go to question 5.) . . . . .	<input type="checkbox"/>	<input checked="" type="checkbox"/>	
<b>a</b> Did you make reasonable inquiries to determine the correct, complete, and consistent information? . . . . .	<input type="checkbox"/>	<input type="checkbox"/>	
<b>b</b> Did you contemporaneously document your inquiries? (Documentation should include the questions you asked, whom you asked, when you asked, the information that was provided, and the impact the information had on your preparation of the return.) . . . . .	<input type="checkbox"/>	<input type="checkbox"/>	
<b>5</b> Did you satisfy the record retention requirement? To meet the record retention requirement, you must keep a copy of your documentation referenced in question 4b, a copy of this Form 8867, a copy of any applicable worksheet(s), a record of how, when, and from whom the information used to prepare Form 8867 and any applicable worksheet(s) was obtained, and a copy of any document(s) provided by the taxpayer that you relied on to determine eligibility for the credit(s) and/or HOH filing status or to figure the amount(s) of the credit(s) . . . . . List those documents provided by the taxpayer, if any, that you relied on: _____ _____ _____	<input checked="" type="checkbox"/>	<input type="checkbox"/>	
<b>6</b> Did you ask the taxpayer whether he/she could provide documentation to substantiate eligibility for the credit(s) and/or HOH filing status and the amount(s) of any credit(s) claimed on the return if his/her return is selected for audit? . . . . .	<input checked="" type="checkbox"/>	<input type="checkbox"/>	
<b>7</b> Did you ask the taxpayer if any of these credits were disallowed or reduced in a previous year? . . . . . <b>(If credits were disallowed or reduced, go to question 7a; if not, go to question 8.)</b>	<input checked="" type="checkbox"/>	<input type="checkbox"/>	<input type="checkbox"/>
<b>a</b> Did you complete the required recertification Form 8862? . . . . .	<input type="checkbox"/>	<input type="checkbox"/>	<input type="checkbox"/>
<b>8</b> If the taxpayer is reporting self-employment income, did you ask questions to prepare a complete and correct Schedule C (Form 1040)? . . . . .	<input checked="" type="checkbox"/>	<input type="checkbox"/>	<input type="checkbox"/>

**Part II Due Diligence Questions for Returns Claiming EIC** (If the return does not claim EIC, go to Part III.)

	Yes	No	N/A
<b>9a</b> Have you determined that the taxpayer is eligible to claim the EIC for the number of qualifying children claimed, or is eligible to claim the EIC without a qualifying child? <b>(If the taxpayer is claiming the EIC and does not have a qualifying child, go to question 10.)</b> . . . . .	<input type="checkbox"/>	<input type="checkbox"/>	
<b>b</b> Did you ask the taxpayer if the child lived with the taxpayer for over half of the year, even if the taxpayer has supported the child the entire year? . . . . .	<input type="checkbox"/>	<input type="checkbox"/>	
<b>c</b> Did you explain to the taxpayer the rules about claiming the EIC when a child is the qualifying child of more than one person (tiebreaker rules)? . . . . .	<input type="checkbox"/>	<input type="checkbox"/>	<input type="checkbox"/>

**Part III Due Diligence Questions for Returns Claiming CTC/ACTC/ODC** (If the return does not claim CTC, ACTC, or ODC, go to Part IV.)

	Yes	No	N/A
<b>10</b> Have you determined that each qualifying person for the CTC/ACTC/ODC is the taxpayer's dependent who is a citizen, national, or resident of the United States? . . . . .	<input checked="" type="checkbox"/>	<input type="checkbox"/>	
<b>11</b> Did you explain to the taxpayer that he/she may not claim the CTC/ACTC if the child has not lived with the taxpayer for over half of the year, even if the taxpayer has supported the child, unless the child's custodial parent has released a claim to exemption for the child? . . . . .	<input checked="" type="checkbox"/>	<input type="checkbox"/>	<input type="checkbox"/>
<b>12</b> Did you explain to the taxpayer the rules about claiming the CTC/ACTC/ODC for a child of divorced or separated parents (or parents who live apart), including any requirement to attach a Form 8332 or similar statement to the return? . . . . .	<input checked="" type="checkbox"/>	<input type="checkbox"/>	<input type="checkbox"/>

**Part IV Due Diligence Questions for Returns Claiming AOTC** (If the return does not claim AOTC, go to Part V.)

	Yes	No
<b>13</b> Did the taxpayer provide substantiation for the credit, such as a Form 1098-T and/or receipts for the qualified tuition and related expenses for the claimed AOTC? . . . . .	<input type="checkbox"/>	<input type="checkbox"/>

**Part V Due Diligence Questions for Claiming HOH** (If the return does not claim HOH filing status, go to Part VI.)

	Yes	No
<b>14</b> Have you determined that the taxpayer was unmarried or considered unmarried on the last day of the tax year and provided more than half of the cost of keeping up a home for the year for a qualifying person? . . . . .	<input type="checkbox"/>	<input type="checkbox"/>

**Part VI Eligibility Certification**

- ▶ **You will have complied with all due diligence requirements for claiming the applicable credit(s) and/or HOH filing status on the return of the taxpayer identified above if you:**
  - A. Interview the taxpayer, ask adequate questions, contemporaneously document the taxpayer's responses on the return or in your notes, review adequate information to determine if the taxpayer is eligible to claim the credit(s) and/or HOH filing status and to figure the amount(s) of the credit(s);
  - B. Complete this Form 8867 truthfully and accurately and complete the actions described in this checklist for any applicable credit(s) claimed and HOH filing status, if claimed;
  - C. Submit Form 8867 in the manner required; **and**
  - D. Keep all five of the following records for 3 years from the latest of the dates specified in the Form 8867 instructions under *Document Retention*.
    1. A copy of this Form 8867.
    2. The applicable worksheet(s) or your own worksheet(s) for any credit(s) claimed.
    3. Copies of any documents provided by the taxpayer on which you relied to determine the taxpayer's eligibility for the credit(s) and/or HOH filing status and to figure the amount(s) of the credit(s).
    4. A record of how, when, and from whom the information used to prepare this form and the applicable worksheet(s) was obtained.
    5. A record of any additional information you relied upon, including questions you asked and the taxpayer's responses, to determine the taxpayer's eligibility for the credit(s) and/or HOH filing status and to figure the amount(s) of the credit(s).

▶ **If you have not complied with all due diligence requirements, you may have to pay a penalty for each failure to comply related to a claim of an applicable credit or HOH filing status (see instructions for more information).**

<b>15</b> Do you certify that all of the answers on this Form 8867 are, to the best of your knowledge, true, correct, and complete? . . . . .	<input checked="" type="checkbox"/>	<input type="checkbox"/>
---	-------------------------------------	--------------------------

**Additional Medicare Tax**

▶ If any line does not apply to you, leave it blank. See separate instructions.  
 ▶ Attach to Form 1040, 1040-SR, 1040-NR, 1040-PR, or 1040-SS.  
 ▶ Go to [www.irs.gov/Form8959](http://www.irs.gov/Form8959) for instructions and the latest information.

Name(s) shown on return

V & V VARANASI

Your social security number

877-22-2188

**Part I Additional Medicare Tax on Medicare Wages**

<b>1</b>	Medicare wages and tips from Form W-2, box 5. If you have more than one Form W-2, enter the total of the amounts from box 5 . . . . .	<b>1</b>	230,693.		
<b>2</b>	Unreported tips from Form 4137, line 6 . . . . .	<b>2</b>			
<b>3</b>	Wages from Form 8919, line 6 . . . . .	<b>3</b>			
<b>4</b>	Add lines 1 through 3 . . . . .	<b>4</b>	230,693.		
<b>5</b>	Enter the following amount for your filing status:				
	Married filing jointly . . . . . \$250,000				
	Married filing separately . . . . . \$125,000				
	Single, Head of household, or Qualifying widow(er) . . . . . \$200,000	<b>5</b>	250,000.		
<b>6</b>	Subtract line 5 from line 4. If zero or less, enter -0- . . . . .	<b>6</b>			0.
<b>7</b>	Additional Medicare Tax on Medicare wages. Multiply line 6 by 0.9% (0.009). Enter here and go to Part II . . . . .	<b>7</b>			0.

**Part II Additional Medicare Tax on Self-Employment Income**

<b>8</b>	Self-employment income from Schedule SE (Form 1040), Part I, line 6. If you had a loss, enter -0- (Form 1040-PR or 1040-SS filers, see instructions.) . . . . .	<b>8</b>			
<b>9</b>	Enter the following amount for your filing status:				
	Married filing jointly . . . . . \$250,000				
	Married filing separately . . . . . \$125,000				
	Single, Head of household, or Qualifying widow(er) . . . . . \$200,000	<b>9</b>			
<b>10</b>	Enter the amount from line 4 . . . . .	<b>10</b>			
<b>11</b>	Subtract line 10 from line 9. If zero or less, enter -0- . . . . .	<b>11</b>			
<b>12</b>	Subtract line 11 from line 8. If zero or less, enter -0- . . . . .	<b>12</b>			
<b>13</b>	Additional Medicare Tax on self-employment income. Multiply line 12 by 0.9% (0.009). Enter here and go to Part III . . . . .	<b>13</b>			

**Part III Additional Medicare Tax on Railroad Retirement Tax Act (RRTA) Compensation**

<b>14</b>	Railroad retirement (RRTA) compensation and tips from Form(s) W-2, box 14 (see instructions) . . . . .	<b>14</b>			
<b>15</b>	Enter the following amount for your filing status:				
	Married filing jointly . . . . . \$250,000				
	Married filing separately . . . . . \$125,000				
	Single, Head of household, or Qualifying widow(er) . . . . . \$200,000	<b>15</b>			
<b>16</b>	Subtract line 15 from line 14. If zero or less, enter -0- . . . . .	<b>16</b>			
<b>17</b>	Additional Medicare Tax on railroad retirement (RRTA) compensation. Multiply line 16 by 0.9% (0.009). Enter here and go to Part IV . . . . .	<b>17</b>			

**Part IV Total Additional Medicare Tax**

<b>18</b>	Add lines 7, 13, and 17. Also include this amount on Schedule 2 (Form 1040), line 11 (Form 1040-PR or 1040-SS filers, see instructions), and go to Part V . . . . .	<b>18</b>			0.
-----------	---	-----------	--	--	----

**Part V Withholding Reconciliation**

<b>19</b>	Medicare tax withheld from Form W-2, box 6. If you have more than one Form W-2, enter the total of the amounts from box 6 . . . . .	<b>19</b>	3,621.		
<b>20</b>	Enter the amount from line 1 . . . . .	<b>20</b>	230,693.		
<b>21</b>	Multiply line 20 by 1.45% (0.0145). This is your regular Medicare tax withholding on Medicare wages . . . . .	<b>21</b>	3,345.		
<b>22</b>	Subtract line 21 from line 19. If zero or less, enter -0-. This is your Additional Medicare Tax withholding on Medicare wages . . . . .	<b>22</b>			276.
<b>23</b>	Additional Medicare Tax withholding on railroad retirement (RRTA) compensation from Form W-2, box 14 (see instructions) . . . . .	<b>23</b>			
<b>24</b>	<b>Total Additional Medicare Tax withholding.</b> Add lines 22 and 23. Also include this amount with federal income tax withholding on Form 1040, 1040-SR, or 1040-NR, line 25c (Form 1040-PR or 1040-SS filers, see instructions) . . . . .	<b>24</b>			276.

## Additional information from your 2021 Federal Tax Return

### Schedule 1: Additional Income and Adjustments to Income

#### Other Income

#### Continuation Statement

Description	Amount
Substitute Payment from 1099-Misc	13.
Other Income from box 3 of 1099-Misc	290.
<b>Total</b>	<b>303.</b>

### Schedule C (SOFTWARE SERVICES): Profit or Loss from Business

#### Line 20b

#### Itemization Statement

Description	Amount
RENT(12M*\$1600PM)	19,200.
<b>Total</b>	<b>19,200.</b>

### Schedule C (SOFTWARE SERVICES): Profit or Loss from Business

#### Line 25

#### Itemization Statement

Description	Amount
INTERNET BILL(12M*\$70PM)	700.
MOBILE BILL(12M*\$105PM)	1,260.
ELECTRICITY BILL(12M*\$70PM)	840.
<b>Total</b>	<b>2,800.</b>

### Schedule C (SOFTWARE SERVICES): Profit or Loss from Business

#### Ln 16b: Other Interest

#### Itemization Statement

Description	Amount
PRINTING EQUIPMENT & STATIONARY	1,500.
<b>Total</b>	<b>1,500.</b>