

Gain / Loss report

Kalyan Suhrud Chakkirala | 4c903872-0a07-5b1d-ac5d-0333d2abda44 | suhrudchakkirala@gmail.com

About report

This report includes all taxable activity with realized gains or losses. For US customers, Sells and Converts are taxable events that realize gains. This report does not include taxable events like Staking or Coinbase Earn that result in income. For final tax obligations, please consult your tax advisor.

Summary

Cost Basis Method: **HIFO**

Data source	Long-term	Short-term	Total gains/losses
Coinbase	None	\$61.73	\$61.73
Total	None	\$61.73	\$61.73

Report legend

Short-term

The tax you pay on capital gains or losses depends on how long you hold the asset. If you hold an asset for 1 year or less, you pay the short term capital gains tax rate.

Long-term


The tax you pay on capital gains or losses depends on how long you hold the asset. If you hold an asset for 1 year and 1 day, or longer, you pay the long term capital gains tax rate.

Proceeds

The amount of money you received when you sold your cryptocurrency. If you received USD in exchange for your cryptocurrency then the cash you received is your proceeds. If you exchanged one cryptocurrency for another it will be the dollar value of the crypto you received.


Data source: Coinbase

These are taxable transactions incurring realized gains or losses where Coinbase all relevant data points.

Date Sold	Event	Amount	Proceeds	Cost Basis	Long Term	Short Term	Total Gains/Losses
02/05/2021	 Converted from BTC	0.001318	\$50.02	\$14.66	None	\$35.36	\$35.36


Date Acquired (Tax Lots)

09/03/2020	0.001318 BTC	\$50.02	\$14.66	None	\$35.36
------------	--------------	---------	---------	------	---------

Date Sold	Event	Amount	Proceeds	Cost Basis	Long Term	Short Term	Total Gains/Losses
02/13/2021	 Converted from CVC	98.31063013	\$50.14	\$25.58	None	\$24.56	\$24.56


Date Acquired (Tax Lots)

02/05/2021	98.31063013 CVC	\$50.14	\$25.58	None	\$24.56
------------	-----------------	---------	---------	------	---------

Date Sold	Event	Amount	Proceeds	Cost Basis	Long Term	Short Term	Total Gains/Losses
02/15/2021	 Converted from CVC	88.73860811	\$34.26	\$23.09	None	\$11.17	\$11.17


Date Acquired (Tax Lots)

02/05/2021	88.73860811 CVC	\$34.26	\$23.09	None	\$11.17
------------	-----------------	---------	---------	------	---------

Date Sold	Event	Amount	Proceeds	Cost Basis	Long Term	Short Term	Total Gains/Losses
09/01/2021	 Sold GRT	3.48732494	\$2.22	\$4.00	None	-\$1.78	-\$1.78


Date Acquired (Tax Lots)




07/27/2021	1.7784101 GRT	\$1.13	\$1.00	None	\$0.13
03/29/2021	0.56963828 GRT	\$0.36	\$1.00	None	-\$0.64
03/29/2021	0.56963828 GRT	\$0.36	\$1.00	None	-\$0.64
03/29/2021	0.56963828 GRT	\$0.36	\$1.00	None	-\$0.64




Date Sold	Event	Amount	Proceeds	Cost Basis	Long Term	Short Term	Total Gains/Losses
09/01/2021	 Sold XLM	22.7611006	\$6.97	\$10.01	None	-\$3.04	-\$3.04


Date Acquired (Tax Lots)

05/26/2021	4.5570647 XLM	\$1.40	\$2.00	None	-\$0.61
05/26/2021	4.5489904 XLM	\$1.39	\$2.00	None	-\$0.61
05/26/2021	4.5489904 XLM	\$1.39	\$2.00	None	-\$0.61
05/26/2021	4.5489904 XLM	\$1.39	\$2.00	None	-\$0.61
05/26/2021	4.5570647 XLM	\$1.40	\$2.00	None	-\$0.61

Date Sold	Event	Amount	Proceeds	Cost Basis	Long Term	Short Term	Total Gains/Losses
09/01/2021	 Sold FORTH	0.07184253	\$0.31	\$3.00	None	-\$2.69	-\$2.69
Date Acquired (Tax Lots)							
05/01/2021	0.02394751 FORTH		\$0.10	\$1.00	None	-\$0.90	
05/01/2021	0.02394751 FORTH		\$0.10	\$1.00	None	-\$0.90	
05/01/2021	0.02394751 FORTH		\$0.10	\$1.00	None	-\$0.90	
Date Sold	Event	Amount	Proceeds	Cost Basis	Long Term	Short Term	Total Gains/Losses
09/01/2021	 Sold AMP	34.3249428	\$0.84	\$3.00	None	-\$2.16	-\$2.16
Date Acquired (Tax Lots)							
06/18/2021	11.4416476 AMP		\$0.28	\$1.00	None	-\$0.72	
06/18/2021	11.4416476 AMP		\$0.28	\$1.00	None	-\$0.72	
06/18/2021	11.4416476 AMP		\$0.28	\$1.00	None	-\$0.72	
Date Sold	Event	Amount	Proceeds	Cost Basis	Long Term	Short Term	Total Gains/Losses
09/01/2021	 Sold MATIC	1.76612785	\$1.55	\$3.00	None	-\$1.45	-\$1.45
Date Acquired (Tax Lots)							
05/21/2021	0.70661391 MATIC		\$0.62	\$1.01	None	-\$0.39	
05/28/2021	0.53225463 MATIC		\$0.47	\$1.00	None	-\$0.53	
05/28/2021	0.52725931 MATIC		\$0.46	\$0.99	None	-\$0.53	


Date Sold	Event	Amount	Proceeds	Cost Basis	Long Term	Short Term	Total Gains/Losses
09/01/2021	 Sold COMP	0.02093333	\$8.94	\$9.01	None	-\$0.07	-\$0.07
Date Acquired (Tax Lots)							
	05/26/2021	0.00698048 COMP	\$2.98	\$3.00	None	-\$0.02	
	05/26/2021	0.00698048 COMP	\$2.98	\$3.01	None	-\$0.03	
	05/26/2021	0.00697237 COMP	\$2.98	\$3.00	None	-\$0.02	
Date Sold	Event	Amount	Proceeds	Cost Basis	Long Term	Short Term	Total Gains/Losses
09/01/2021	 Sold BAL	0.1532841	\$3.79	\$3.00	None	\$0.79	\$0.79
Date Acquired (Tax Lots)							
	07/27/2021	0.05113243 BAL	\$1.26	\$1.00	None	\$0.26	
	07/27/2021	0.05113243 BAL	\$1.26	\$1.00	None	\$0.26	
	07/27/2021	0.05101924 BAL	\$1.26	\$1.00	None	\$0.26	
Date Sold	Event	Amount	Proceeds	Cost Basis	Long Term	Short Term	Total Gains/Losses
09/01/2021	 Sold CLV	2.7027027	\$3.75	\$2.99	None	\$0.76	\$0.76
Date Acquired (Tax Lots)							
	07/27/2021	0.9009009 CLV	\$1.25	\$1.00	None	\$0.25	
	07/27/2021	0.9009009 CLV	\$1.25	\$1.00	None	\$0.25	
	07/27/2021	0.9009009 CLV	\$1.25	\$1.00	None	\$0.25	

Date Sold	Event	Amount	Proceeds	Cost Basis	Long Term	Short Term	Total Gains/Losses
09/01/2021	 Sold FET	5.55967383	\$2.98	\$3.00	None	-\$0.02	-\$0.02
Date Acquired (Tax Lots)							
08/19/2021		1.85322461 FET	\$0.99	\$1.00	None	-\$0.01	
08/19/2021		1.85322461 FET	\$0.99	\$1.00	None	-\$0.01	
08/19/2021		1.85322461 FET	\$0.99	\$1.00	None	-\$0.01	
Date Sold	Event	Amount	Proceeds	Cost Basis	Long Term	Short Term	Total Gains/Losses
09/01/2021	 Sold BOND	0.13972986	\$2.85	\$3.00	None	-\$0.15	-\$0.15
Date Acquired (Tax Lots)							
07/27/2021		0.04657662 BOND	\$0.95	\$1.00	None	-\$0.05	
07/27/2021		0.04657662 BOND	\$0.95	\$1.00	None	-\$0.05	
07/27/2021		0.04657662 BOND	\$0.95	\$1.00	None	-\$0.05	
Date Sold	Event	Amount	Proceeds	Cost Basis	Long Term	Short Term	Total Gains/Losses
09/18/2021	 Converted from CHZ	9.03614457	\$3.00	\$3.00	None	-\$0.00	-\$0.00
Date Acquired (Tax Lots)							
09/18/2021		3.01204819 CHZ	\$1.00	\$1.00	None	-\$0.00	
09/18/2021		3.01204819 CHZ	\$1.00	\$1.00	None	-\$0.00	
09/18/2021		3.01204819 CHZ	\$1.00	\$1.00	None	-\$0.00	

Date Sold	Event	Amount	Proceeds	Cost Basis	Long Term	Short Term	Total Gains/Losses
10/28/2021	 Converted from AUCTION	0.07413509	\$2.61	\$3.00	None	-\$0.39	-\$0.39


Date Acquired (Tax Lots)

10/25/2021	0.02470966 AUCTION	\$0.87	\$1.00	None	-\$0.13	
10/25/2021	0.02470966 AUCTION	\$0.87	\$1.00	None	-\$0.13	
10/25/2021	0.02471577 AUCTION	\$0.87	\$1.00	None	-\$0.13	

Date Sold	Event	Amount	Proceeds	Cost Basis	Long Term	Short Term	Total Gains/Losses
10/28/2021	 Converted from ADA	0.074692	\$0.15	\$0.12	None	\$0.03	\$0.03


Date Acquired (Tax Lots)

05/20/2021	0.074692 ADA	\$0.15	\$0.12	None	\$0.03	
------------	--------------	--------	--------	------	--------	--

Date Sold	Event	Amount	Proceeds	Cost Basis	Long Term	Short Term	Total Gains/Losses
10/28/2021	 Converted from CTSI	1.17357118	\$0.86	\$1.00	None	-\$0.14	-\$0.14


Date Acquired (Tax Lots)

10/21/2021	1.17357118 CTSI	\$0.86	\$1.00	None	-\$0.14	
------------	-----------------	--------	--------	------	---------	--

Date Sold	Event	Amount	Proceeds	Cost Basis	Long Term	Short Term	Total Gains/Losses
11/20/2021	 Converted from LRC	1.13619619	\$3.05	\$1.48	None	\$1.57	\$1.57


Date Acquired (Tax Lots)

11/03/2021	0.3781862093312799 LRC	\$1.02	\$0.49	None	\$0.53
11/03/2021	0.3781862188941835 LRC	\$1.02	\$0.49	None	\$0.53
11/03/2021	0.3798237617745366 LRC	\$1.02	\$0.50	None	\$0.52

Date Sold	Event	Amount	Proceeds	Cost Basis	Long Term	Short Term	Total Gains/Losses
11/20/2021	 Converted from MLN	0.02645309	\$2.99	\$3.00	None	-\$0.01	-\$0.01

Date Acquired (Tax Lots)

11/19/2021	0.00881391 MLN	\$1.00	\$1.00	None	-\$0.00
11/19/2021	0.00881959 MLN	\$1.00	\$1.00	None	-\$0.00
11/19/2021	0.00881959 MLN	\$1.00	\$1.00	None	-\$0.00

Date Sold	Event	Amount	Proceeds	Cost Basis	Long Term	Short Term	Total Gains/Losses
11/25/2021	 Converted from ANKR	33.59757351	\$4.01	\$3.98	None	\$0.03	\$0.03

Date Acquired (Tax Lots)

11/25/2021	8.3917257584022154 ANKR	\$1.00	\$0.99	None	\$0.01
11/25/2021	8.4019492471447514 ANKR	\$1.00	\$0.99	None	\$0.01
11/25/2021	8.4019492522265166 ANKR	\$1.00	\$1.00	None	\$0.00
11/25/2021	8.4019492522265166 ANKR	\$1.00	\$1.00	None	\$0.00

Date Sold	Event	Amount	Proceeds	Cost Basis	Long Term	Short Term	Total Gains/Losses
12/10/2021	 Converted from IOTX	17.05611461	\$2.88	\$2.99	None	-\$0.11	-\$0.11
Date Acquired (Tax Lots)							
12/09/2021	5.6853715319398488 IOTX		\$0.96	\$0.99	None	-\$0.03	
12/09/2021	5.6853715390300756 IOTX		\$0.96	\$1.00	None	-\$0.04	
12/09/2021	5.6853715390300756 IOTX		\$0.96	\$1.00	None	-\$0.04	
Date Sold	Event	Amount	Proceeds	Cost Basis	Long Term	Short Term	Total Gains/Losses
12/10/2021	 Converted from CLV	1.84331797	\$1.41	\$1.98	None	-\$0.57	-\$0.57
Date Acquired (Tax Lots)							
12/02/2021	0.9216589838248848 CLV		\$0.71	\$0.99	None	-\$0.28	
12/02/2021	0.9216589861751152 CLV		\$0.71	\$0.99	None	-\$0.28	
Date Sold	Event	Amount	Proceeds	Cost Basis	Long Term	Short Term	Total Gains/Losses
12/10/2021	 Converted from QNT	0.01848209	\$3.02	\$2.98	None	\$0.04	\$0.04
Date Acquired (Tax Lots)							
12/10/2021	0.0061513855996063 QNT		\$1.01	\$0.99	None	\$0.02	
12/10/2021	0.0061793239819564 QNT		\$1.01	\$1.00	None	\$0.01	
12/10/2021	0.0061513804184373 QNT		\$1.01	\$0.99	None	\$0.02	