

Gain / Loss report

Hemant Parmar | 614d7c87-466a-5fd0-8ad9-cc13a9062cef | stephen_69@rediffmail.com

About report

This report includes all taxable activity with realized gains or losses. For US customers, Sells and Converts are taxable events that realize gains. This report does not include taxable events like Staking or Coinbase Earn that result in income. For final tax obligations, please consult your tax advisor.

Summary

Cost Basis Method: **HIFO**

Data source	Long-term	Short-term	Total gains/losses
Coinbase	None	\$128.31	\$128.31
Total	None	\$128.31	\$128.31

Report legend

Short-term

The tax you pay on capital gains or losses depends on how long you hold the asset. If you hold an asset for 1 year or less, you pay the short term capital gains tax rate.

Long-term



The tax you pay on capital gains or losses depends on how long you hold the asset. If you hold an asset for 1 year and 1 day, or longer, you pay the long term capital gains tax rate.


Proceeds

The amount of money you received when you sold your cryptocurrency. If you received USD in exchange for your cryptocurrency then the cash you received is your proceeds. If you exchanged one cryptocurrency for another it will be the dollar value of the crypto you received.

Data source: Coinbase


These are taxable transactions incurring realized gains or losses where Coinbase all relevant data points.

Date Sold	Event	Amount	Proceeds	Cost Basis	Long Term	Short Term	Total Gains/Losses
06/09/2021	 Converted from BTC	0.00014189	\$5.11	\$5.00	None	\$0.11	\$0.11
Date Acquired (Tax Lots)							
	06/05/2021	0.00014189 BTC	\$5.11	\$5.00	None	\$0.11	
Date Sold	Event	Amount	Proceeds	Cost Basis	Long Term	Short Term	Total Gains/Losses
06/15/2021	 Converted from GRT	4.29145358	\$2.97	\$3.00	None	-\$0.03	-\$0.03
Date Acquired (Tax Lots)							
	06/09/2021	1.43451442 GRT	\$0.99	\$1.00	None	-\$0.01	
	06/09/2021	1.42897971 GRT	\$0.99	\$1.00	None	-\$0.01	
	06/09/2021	1.42795945 GRT	\$0.99	\$1.00	None	-\$0.01	

Date Sold	Event	Amount	Proceeds	Cost Basis	Long Term	Short Term	Total Gains/Losses
06/15/2021	 Converted from XLM	28.2473201	\$9.75	\$9.99	None	-\$0.25	-\$0.25


Date Acquired (Tax Lots)

06/09/2021	5.6669585 XLM	\$1.96	\$2.00	None	-\$0.04
06/09/2021	5.6685486 XLM	\$1.96	\$2.00	None	-\$0.05
06/09/2021	5.6905642 XLM	\$1.96	\$2.00	None	-\$0.04
06/09/2021	5.6015348 XLM	\$1.93	\$1.99	None	-\$0.06
06/09/2021	5.619714 XLM	\$1.94	\$2.00	None	-\$0.06

Date Sold	Event	Amount	Proceeds	Cost Basis	Long Term	Short Term	Total Gains/Losses
06/17/2021	 Converted from COMP	0.05301308	\$16.89	\$18.55	None	-\$1.67	-\$1.67


Date Acquired (Tax Lots)

06/15/2021	0.02799974 COMP	\$8.92	\$9.56	None	-\$0.64
06/09/2021	0.00833288 COMP	\$2.65	\$3.00	None	-\$0.35
06/09/2021	0.00836214 COMP	\$2.66	\$3.00	None	-\$0.34
06/09/2021	0.00831832 COMP	\$2.65	\$2.99	None	-\$0.34

Date Sold	Event	Amount	Proceeds	Cost Basis	Long Term	Short Term	Total Gains/Losses
06/17/2021	 Converted from MATIC	7.24852558	\$11.00	\$10.79	None	\$0.21	\$0.21


Date Acquired (Tax Lots)

06/09/2021	0.68208171 MATIC	\$1.04	\$1.00	None	\$0.04
06/09/2021	0.68152389 MATIC	\$1.03	\$1.00	None	\$0.03
06/15/2021	1.86724568 MATIC	\$2.83	\$2.91	None	-\$0.08
06/09/2021	3.33531333 MATIC	\$5.06	\$4.88	None	\$0.18
06/09/2021	0.68236097 MATIC	\$1.04	\$1.00	None	\$0.04

Date Sold	Event	Amount	Proceeds	Cost Basis	Long Term	Short Term	Total Gains/Losses
06/17/2021	 Converted from MATIC	0.08930122	\$0.14	\$0.13	None	\$0.00	\$0.00




Date Acquired (Tax Lots)


06/09/2021	0.08930122 MATIC	\$0.14	\$0.13	None	\$0.00
------------	------------------	--------	--------	------	--------

Date Sold	Event	Amount	Proceeds	Cost Basis	Long Term	Short Term	Total Gains/Losses
07/28/2021	 Converted from CLV	2.7027027	\$2.95	\$3.01	None	-\$0.07	-\$0.07

Date Acquired (Tax Lots)


07/28/2021	0.9009009 CLV	\$0.98	\$1.00	None	-\$0.02
07/28/2021	0.9009009 CLV	\$0.98	\$1.00	None	-\$0.02
07/28/2021	0.9009009 CLV	\$0.98	\$1.00	None	-\$0.02

Date Sold	Event	Amount	Proceeds	Cost Basis	Long Term	Short Term	Total Gains/Losses
07/28/2021	 Converted from BOND	0.13983854	\$3.01	\$3.00	None	\$0.00	\$0.00
Date Acquired (Tax Lots)							
07/28/2021	0.0466418 BOND		\$1.00	\$1.00	None	\$0.00	
07/28/2021	0.04655494 BOND		\$1.00	\$1.00	None	\$0.00	
07/28/2021	0.0466418 BOND		\$1.00	\$1.00	None	\$0.00	
Date Sold	Event	Amount	Proceeds	Cost Basis	Long Term	Short Term	Total Gains/Losses
07/28/2021	 Converted from GRT	1.78571429	\$0.98	\$1.00	None	-\$0.02	-\$0.02
Date Acquired (Tax Lots)							
07/28/2021	1.78571429 GRT		\$0.98	\$1.00	None	-\$0.02	
Date Sold	Event	Amount	Proceeds	Cost Basis	Long Term	Short Term	Total Gains/Losses
07/28/2021	 Converted from AMP	128.11253065	\$8.97	\$8.08	None	\$0.89	\$0.89
Date Acquired (Tax Lots)							
07/28/2021	42.56157156 AMP		\$2.98	\$2.55	None	\$0.43	
07/28/2021	42.02214894 AMP		\$2.94	\$2.52	None	\$0.42	
07/28/2021	14.51800232 AMP		\$1.02	\$1.00	None	\$0.02	
07/28/2021	14.5285486 AMP		\$1.02	\$1.00	None	\$0.02	
07/28/2021	14.48225923 AMP		\$1.01	\$1.00	None	\$0.01	

Date Sold	Event	Amount	Proceeds	Cost Basis	Long Term	Short Term	Total Gains/Losses
07/28/2021	 Converted from BAL	0.19995227	\$3.96	\$3.98	None	-\$0.02	-\$0.02


Date Acquired (Tax Lots)

07/28/2021	0.04917824 BAL	\$0.97	\$0.98	None	-\$0.00
07/28/2021	0.05029055 BAL	\$1.00	\$1.00	None	-\$0.00
07/28/2021	0.05019546 BAL	\$0.99	\$1.00	None	-\$0.00
07/28/2021	0.05028802 BAL	\$1.00	\$1.00	None	-\$0.00

Date Sold	Event	Amount	Proceeds	Cost Basis	Long Term	Short Term	Total Gains/Losses
07/31/2021	 Sold BTC	0.00103856	\$41.24	\$40.68	None	\$0.56	\$0.56


Date Acquired (Tax Lots)

07/28/2021	0.00009732 BTC	\$3.86	\$3.88	None	-\$0.02
06/17/2021	0.00000342 BTC	\$0.14	\$0.13	None	\$0.00
07/28/2021	0.00023346 BTC	\$9.27	\$9.31	None	-\$0.04
06/17/2021	0.00027786 BTC	\$11.03	\$10.79	None	\$0.24
06/17/2021	0.0004265 BTC	\$16.94	\$16.56	None	\$0.38

Date Sold	Event	Amount	Proceeds	Cost Basis	Long Term	Short Term	Total Gains/Losses
08/26/2021	 Converted from FET	5.30379295	\$2.81	\$3.00	None	-\$0.19	-\$0.19


Date Acquired (Tax Lots)

08/20/2021	1.76897223 FET	\$0.94	\$1.00	None	-\$0.06
08/20/2021	1.76897223 FET	\$0.94	\$1.00	None	-\$0.06
08/20/2021	1.76584849 FET	\$0.94	\$1.00	None	-\$0.06

Date Sold	Event	Amount	Proceeds	Cost Basis	Long Term	Short Term	Total Gains/Losses
10/04/2021	 Converted from BTC	0.00005847	\$2.86	\$2.75	None	\$0.11	\$0.11


Date Acquired (Tax Lots)

08/26/2021	0.00005847 BTC	\$2.86	\$2.75	None	\$0.11
------------	----------------	--------	--------	------	--------

Date Sold	Event	Amount	Proceeds	Cost Basis	Long Term	Short Term	Total Gains/Losses
10/25/2021	 Converted from AUCTION	0.07435018	\$3.00	\$3.00	None	-\$0.00	-\$0.00


Date Acquired (Tax Lots)

10/25/2021	0.02469136 AUCTION	\$1.00	\$1.00	None	-\$0.00
10/25/2021	0.02488181 AUCTION	\$1.00	\$1.00	None	\$0.00
10/25/2021	0.02477701 AUCTION	\$1.00	\$1.00	None	-\$0.00

Date Sold	Event	Amount	Proceeds	Cost Basis	Long Term	Short Term	Total Gains/Losses
11/02/2021	 Converted from LRC	0.96259705	\$1.51	\$1.48	None	\$0.03	\$0.03


Date Acquired (Tax Lots)

11/02/2021	0.3226118616299408 LRC	\$0.51	\$0.49	None	\$0.02
11/02/2021	0.3209448616727646 LRC	\$0.50	\$0.50	None	\$0.00
11/02/2021	0.3190403266972946 LRC	\$0.50	\$0.49	None	\$0.01

Date Sold	Event	Amount	Proceeds	Cost Basis	Long Term	Short Term	Total Gains/Losses
11/06/2021	 Converted from SHIB	3249390.73923639	\$200.00	\$147.55	None	\$52.45	\$52.45


Date Acquired (Tax Lots)

11/02/2021	21792.66883788 SHIB	\$1.34	\$1.49	None	-\$0.15
10/28/2021	1438559.80900268 SHIB	\$88.54	\$100.00	None	-\$11.46
10/25/2021	68547.31257289 SHIB	\$4.22	\$2.93	None	\$1.29
10/06/2021	1720490.94882294 SHIB	\$105.90	\$43.13	None	\$62.77

Date Sold	Event	Amount	Proceeds	Cost Basis	Long Term	Short Term	Total Gains/Losses
11/07/2021	 Converted from BTC	0.00321456	\$199.77	\$196.55	None	\$3.23	\$3.23


Date Acquired (Tax Lots)

11/06/2021	0.00321456 BTC	\$199.77	\$196.55	None	\$3.23
------------	----------------	----------	----------	------	--------

Date Sold	Event	Amount	Proceeds	Cost Basis	Long Term	Short Term	Total Gains/Losses
11/19/2021	 Converted from SHIB	7262381.77987263	\$318.46	\$255.65	None	\$62.81	\$62.81


Date Acquired (Tax Lots)

10/05/2021	3412224.59132906 SHIB	\$149.63	\$50.00	None	\$99.63
10/06/2021	274128.85404165 SHIB	\$12.02	\$6.87	None	\$5.15
11/07/2021	3381752.7175861 SHIB	\$148.29	\$195.97	None	-\$47.68
10/04/2021	194275.61691582 SHIB	\$8.52	\$2.80	None	\$5.72

Date Sold	Event	Amount	Proceeds	Cost Basis	Long Term	Short Term	Total Gains/Losses
11/29/2021	 Converted from ANKR	25.67167799	\$4.03	\$3.99	None	\$0.04	\$0.04




Date Acquired (Tax Lots)


11/29/2021	6.4153969526864475 ANKR	\$1.01	\$1.00	None	\$0.01
11/29/2021	6.4176614041843152 ANKR	\$1.01	\$1.00	None	\$0.01
11/29/2021	6.4211641570616753 ANKR	\$1.01	\$1.00	None	\$0.01
11/29/2021	6.417455476067562 ANKR	\$1.01	\$0.99	None	\$0.02

Date Sold	Event	Amount	Proceeds	Cost Basis	Long Term	Short Term	Total Gains/Losses
11/29/2021	 Converted from BTC	0.00557074	\$326.63	\$315.60	None	\$11.03	\$11.03

Date Acquired (Tax Lots)


11/29/2021	0.00006896 BTC	\$4.04	\$3.94	None	\$0.11
11/19/2021	0.00550178 BTC	\$322.59	\$311.67	None	\$10.92

Date Sold	Event	Amount	Proceeds	Cost Basis	Long Term	Short Term	Total Gains/Losses
11/29/2021	 Converted from USDC	4	\$4.00	\$4.00	None	\$0.00	\$0.00
Date Acquired (Tax Lots)							
11/29/2021		1 USDC	\$1.00	\$1.00	None	\$0.00	
11/29/2021		1 USDC	\$1.00	\$1.00	None	\$0.00	
11/29/2021		1 USDC	\$1.00	\$1.00	None	\$0.00	
11/29/2021		1 USDC	\$1.00	\$1.00	None	\$0.00	
Date Sold	Event	Amount	Proceeds	Cost Basis	Long Term	Short Term	Total Gains/Losses
12/01/2021	 Converted from IOTX	15.48760306	\$3.00	\$2.98	None	\$0.02	\$0.02
Date Acquired (Tax Lots)							
12/01/2021		5.1607575992155648 IOTX	\$1.00	\$0.99	None	\$0.01	
12/01/2021		5.164889084006921 IOTX	\$1.00	\$1.00	None	\$0.00	
12/01/2021		5.1619563767775142 IOTX	\$1.00	\$0.99	None	\$0.01	
Date Sold	Event	Amount	Proceeds	Cost Basis	Long Term	Short Term	Total Gains/Losses
12/01/2021	 Converted from CLV	1.82648401	\$1.98	\$1.98	None	\$0.00	\$0.00
Date Acquired (Tax Lots)							
12/01/2021		0.9132420008675799 CLV	\$0.99	\$0.99	None	\$0.00	
12/01/2021		0.9132420091324201 CLV	\$0.99	\$0.99	None	\$0.00	

Date Sold	Event	Amount	Proceeds	Cost Basis	Long Term	Short Term	Total Gains/Losses
12/15/2021	 Converted from RLC	1.125703566	\$3.00	\$3.00	None	\$0.00	\$0.00

Date Acquired (Tax Lots)

12/15/2021	0.375234522 RLC	\$1.00	\$1.00	None	\$0.00
12/15/2021	0.375234522 RLC	\$1.00	\$1.00	None	\$0.00
12/15/2021	0.375234522 RLC	\$1.00	\$1.00	None	\$0.00

Date Sold	Event	Amount	Proceeds	Cost Basis	Long Term	Short Term	Total Gains/Losses
12/26/2021	 Sold GRT	1.41763538	\$0.04	\$0.99	None	-\$0.95	-\$0.95

Date Acquired (Tax Lots)

12/24/2021	1.41763538 GRT	\$0.04	\$0.99	None	-\$0.95
------------	----------------	--------	--------	------	---------