

Gain / Loss report

Kumaraswamy Mummidi | 00c12930-73e8-5958-ad79-3a1859b7fef3 | kumaraswamymummidi@gmail.com

About report

This report includes all taxable activity with realized gains or losses. For US customers, Sells and Converts are taxable events that realize gains. This report does not include taxable events like Staking or Coinbase Earn that result in income. For final tax obligations, please consult your tax advisor.

Summary

Cost Basis Method: **HIFO**

Data source	Long-term	Short-term	Total gains/losses
Coinbase	None	\$7,775.13	\$7,775.13
Total	None	\$7,775.13	\$7,775.13

Report legend

Short-term

The tax you pay on capital gains or losses depends on how long you hold the asset. If you hold an asset for 1 year or less, you pay the short term capital gains tax rate.

Long-term


The tax you pay on capital gains or losses depends on how long you hold the asset. If you hold an asset for 1 year and 1 day, or longer, you pay the long term capital gains tax rate.

Proceeds

The amount of money you received when you sold your cryptocurrency. If you received USD in exchange for your cryptocurrency then the cash you received is your proceeds. If you exchanged one cryptocurrency for another it will be the dollar value of the crypto you received.


Data source: Coinbase

These are taxable transactions incurring realized gains or losses where Coinbase all relevant data points.

Date Sold	Event	Amount	Proceeds	Cost Basis	Long Term	Short Term	Total Gains/Losses
04/22/2021	 Sold BTC	0.009	\$472.64	\$472.06	None	\$0.58	\$0.58


Date Acquired (Tax Lots)

03/25/2021	0.00890681 BTC	\$467.75	\$467.05	None	\$0.69
03/26/2021	0.00009319 BTC	\$4.89	\$5.01	None	-\$0.11

Date Sold	Event	Amount	Proceeds	Cost Basis	Long Term	Short Term	Total Gains/Losses
05/04/2021	 Converted from BTC	0.00922901	\$515.56	\$483.95	None	\$31.61	\$31.61


Date Acquired (Tax Lots)

03/25/2021	0.00922901 BTC	\$515.56	\$483.95	None	\$31.61
------------	----------------	----------	----------	------	---------

Date Sold	Event	Amount	Proceeds	Cost Basis	Long Term	Short Term	Total Gains/Losses
05/04/2021	 Converted from ETH	0.03410772	\$110.90	\$57.93	None	\$52.98	\$52.98


Date Acquired (Tax Lots)

03/26/2021	0.03410772 ETH	\$110.90	\$57.93	None	\$52.98
------------	----------------	----------	---------	------	---------

Date Sold	Event	Amount	Proceeds	Cost Basis	Long Term	Short Term	Total Gains/Losses
05/05/2021	 Converted from ETC	14.90831387	\$1,800.00	\$478.91	None	\$1,321.09	\$1,321.09


Date Acquired (Tax Lots)

04/10/2021	0.33193755 ETC	\$40.08	\$6.91	None	\$33.17
04/22/2021	14.57637632 ETC	\$1,759.92	\$472.00	None	\$1,287.92

Date Sold	Event	Amount	Proceeds	Cost Basis	Long Term	Short Term	Total Gains/Losses
05/05/2021	 Converted from ETC	26.09087826	\$3,291.78	\$542.76	None	\$2,749.02	\$2,749.02


Date Acquired (Tax Lots)

04/10/2021	26.09087826 ETC	\$3,291.78	\$542.76	None	\$2,749.02
------------	-----------------	------------	----------	------	------------

Date Sold	Event	Amount	Proceeds	Cost Basis	Long Term	Short Term	Total Gains/Losses
05/05/2021	 Converted from ETH	0.7122192	\$2,511.00	\$2,372.73	None	\$138.27	\$138.27


Date Acquired (Tax Lots)

05/05/2021	0.7122192 ETH	\$2,511.00	\$2,372.73	None	\$138.27
------------	---------------	------------	------------	------	----------

Date Sold	Event	Amount	Proceeds	Cost Basis	Long Term	Short Term	Total Gains/Losses
05/15/2021	 Converted from ETH	0.0270425	\$111.00	\$90.09	None	\$20.91	\$20.91


Date Acquired (Tax Lots)

05/05/2021	0.0270425 ETH	\$111.00	\$90.09	None	\$20.91
------------	---------------	----------	---------	------	---------

Date Sold	Event	Amount	Proceeds	Cost Basis	Long Term	Short Term	Total Gains/Losses
05/23/2021	 Converted from SKL	7185.5247454	\$2,249.79	\$2,622.55	None	-\$372.76	-\$372.76




Date Acquired (Tax Lots)


05/15/2021	1.84297825 SKL	\$0.58	\$1.00	None	-\$0.42
05/15/2021	1.84331797 SKL	\$0.58	\$1.00	None	-\$0.42
05/15/2021	1.84706317 SKL	\$0.58	\$1.00	None	-\$0.42
05/21/2021	6979.95703366 SKL	\$2,185.42	\$2,511.00	None	-\$325.58
05/15/2021	200.03435235 SKL	\$62.63	\$108.55	None	-\$45.92

Date Sold	Event	Amount	Proceeds	Cost Basis	Long Term	Short Term	Total Gains/Losses
11/13/2021	 Converted from MATIC	1985.11145439	\$3,482.28	\$2,320.61	None	\$1,161.67	\$1,161.67

Date Acquired (Tax Lots)


05/23/2021	1863.23275535 MATIC	\$3,268.48	\$2,209.61	None	\$1,058.88
04/30/2021	121.87869904 MATIC	\$213.80	\$111.00	None	\$102.80

Date Sold	Event	Amount	Proceeds	Cost Basis	Long Term	Short Term	Total Gains/Losses
11/13/2021	 Converted from ANKR	11888.27694729	\$1,511.00	\$1,538.80	None	-\$27.80	-\$27.80
Date Acquired (Tax Lots)							
11/13/2021		11228.81424363 ANKR	\$1,427.18	\$1,427.80	None	-\$0.62	
04/30/2021		659.46270366 ANKR	\$83.82	\$111.00	None	-\$27.18	
Date Sold	Event	Amount	Proceeds	Cost Basis	Long Term	Short Term	Total Gains/Losses
11/14/2021	 Converted from XYO	22239.44543826	\$1,381.57	\$1,481.84	None	-\$100.27	-\$100.27
Date Acquired (Tax Lots)							
11/13/2021		22239.44543826 XYO	\$1,381.57	\$1,481.84	None	-\$100.27	
Date Sold	Event	Amount	Proceeds	Cost Basis	Long Term	Short Term	Total Gains/Losses
11/14/2021	 Converted from ANKR	7631.19884449	\$951.00	\$970.35	None	-\$19.35	-\$19.35
Date Acquired (Tax Lots)							
11/13/2021		7631.19884449 ANKR	\$951.00	\$970.35	None	-\$19.35	

Date Sold	Event	Amount	Proceeds	Cost Basis	Long Term	Short Term	Total Gains/Losses
11/14/2021	 Converted from ADA	465.013936	\$951.00	\$685.71	None	\$265.29	\$265.29

Date Acquired (Tax Lots)

05/05/2021	465.013936 ADA	\$951.00	\$685.71	None	\$265.29
------------	----------------	----------	----------	------	----------

Date Sold	Event	Amount	Proceeds	Cost Basis	Long Term	Short Term	Total Gains/Losses
12/04/2021	 Converted from ETH	1.70146721	\$6,667.00	\$4,113.13	None	\$2,553.87	\$2,553.87

Date Acquired (Tax Lots)

05/05/2021	0.22219352 ETH	\$870.64	\$740.23	None	\$130.41
05/05/2021	0.54518374 ETH	\$2,136.24	\$1,808.83	None	\$327.41
03/26/2021	0.62007704 ETH	\$2,429.70	\$1,053.07	None	\$1,376.63
03/25/2021	0.31401291 ETH	\$1,230.42	\$511.00	None	\$719.42