

Gain / Loss report


Manoj kumar Manchikanti | afb37a1e-fc24-5630-a5a6-226c65d4ac9b | manoj.manchikanti@gmail.com

About report

This report includes all taxable activity with realized gains or losses. For US customers, Sells and Converts are taxable events that realize gains. This report does not include taxable events like Staking or Coinbase Earn that result in income. For final tax obligations, please consult your tax advisor.

Summary

Cost Basis Method: **HIFO**

Data source	Long-term	Short-term	Total gains/losses
Coinbase	None	\$12.10	\$12.10
 Not Available	None	\$119.35	\$119.35
Total	None	\$131.44	\$131.44

Report legend

Short-term

The tax you pay on capital gains or losses depends on how long you hold the asset. If you hold an asset for 1 year or less, you pay the short term capital gains tax rate.

Long-term


The tax you pay on capital gains or losses depends on how long you hold the asset. If you hold an asset for 1 year and 1 day, or longer, you pay the long term capital gains tax rate.

Proceeds

The amount of money you received when you sold your cryptocurrency. If you received USD in exchange for your cryptocurrency then the cash you received is your proceeds. If you exchanged one cryptocurrency for another it will be the dollar value of the crypto you received.

Some data not available

Why?

When you transfer crypto to Coinbase and you acquired it elsewhere, Coinbase does not have a record of the asset's original cost basis and/or date acquired. For these transactions, we indicate that these data points are not available with .


How to treat these transactions

We estimate your gains/losses for these transactions by assuming \$0 cost basis and treating your date received as date acquired. Before filing your taxes, work with your tax professional or follow our guide to prepare these data points to accurately report your gains or losses.

Section 1


Data source: Coinbase

These are taxable transactions incurring realized gains or losses where Coinbase all relevant data points.

Date Sold	Event	Amount	Proceeds	Cost Basis	Long Term	Short Term	Total Gains/Losses
07/24/2021	 Converted from COMP	0.02667643	\$11.02	\$9.00	None	\$2.02	\$2.02


Date Acquired (Tax Lots)

06/15/2021	0.00890023 COMP	\$3.68	\$3.00	None	\$0.68
06/15/2021	0.00889047 COMP	\$3.67	\$3.00	None	\$0.68
06/15/2021	0.00888573 COMP	\$3.67	\$3.00	None	\$0.67

Date Sold	Event	Amount	Proceeds	Cost Basis	Long Term	Short Term	Total Gains/Losses
10/10/2021	 Converted from AMP	36.18103166	\$1.78	\$3.00	None	-\$1.22	-\$1.22


Date Acquired (Tax Lots)

06/15/2021	12.03369434 AMP	\$0.59	\$1.00	None	-\$0.41
06/15/2021	12.08897485 AMP	\$0.60	\$1.00	None	-\$0.40
06/15/2021	12.05836247 AMP	\$0.59	\$1.00	None	-\$0.41

Date Sold	Event	Amount	Proceeds	Cost Basis	Long Term	Short Term	Total Gains/Losses
11/03/2021	 Converted from XLM	28.7348571	\$11.24	\$10.00	None	\$1.24	\$1.24


Date Acquired (Tax Lots)

06/15/2021		5.7455745 XLM	\$2.25	\$2.00	None	\$0.25	
06/15/2021		5.7479027 XLM	\$2.25	\$2.00	None	\$0.25	
06/15/2021		5.7479027 XLM	\$2.25	\$2.00	None	\$0.25	
06/15/2021		5.7479027 XLM	\$2.25	\$2.00	None	\$0.25	
06/15/2021		5.7455745 XLM	\$2.25	\$2.00	None	\$0.25	

Date Sold	Event	Amount	Proceeds	Cost Basis	Long Term	Short Term	Total Gains/Losses
11/03/2021	 Converted from ADA	8.927911	\$18.43	\$10.71	None	\$7.72	\$7.72

Date Acquired (Tax Lots)


07/24/2021		8.927911 ADA	\$18.43	\$10.71	None	\$7.72	
------------	--	--------------	---------	---------	------	--------	--

Date Sold	Event	Amount	Proceeds	Cost Basis	Long Term	Short Term	Total Gains/Losses
11/03/2021	 Converted from GRT	4.29471933	\$4.24	\$3.00	None	\$1.24	\$1.24

Date Acquired (Tax Lots)


06/15/2021		1.43122943 GRT	\$1.41	\$1.00	None	\$0.41	
06/15/2021		1.43389733 GRT	\$1.41	\$1.00	None	\$0.42	
06/15/2021		1.42959257 GRT	\$1.41	\$1.00	None	\$0.41	

Date Sold	Event	Amount	Proceeds	Cost Basis	Long Term	Short Term	Total Gains/Losses
11/03/2021	 Converted from MATIC	2.06602524	\$4.27	\$3.00	None	\$1.27	\$1.27
Date Acquired (Tax Lots)							
	06/10/2021	0.68813653 MATIC	\$1.42	\$1.00	None	\$0.42	
	06/10/2021	0.68780521 MATIC	\$1.42	\$1.00	None	\$0.42	
	06/10/2021	0.6900835 MATIC	\$1.43	\$1.00	None	\$0.42	
Date Sold	Event	Amount	Proceeds	Cost Basis	Long Term	Short Term	Total Gains/Losses
11/12/2021	 Converted from AUCTION	0.07516293	\$3.00	\$3.00	None	-\$0.00	-\$0.00
Date Acquired (Tax Lots)							
	11/12/2021	0.02508781 AUCTION	\$1.00	\$1.00	None	-\$0.00	
	11/12/2021	0.02503756 AUCTION	\$1.00	\$1.00	None	-\$0.00	
	11/12/2021	0.02503756 AUCTION	\$1.00	\$1.00	None	-\$0.00	
Date Sold	Event	Amount	Proceeds	Cost Basis	Long Term	Short Term	Total Gains/Losses
11/12/2021	 Converted from FET	3.30008815	\$3.00	\$3.00	None	-\$0.00	-\$0.00
Date Acquired (Tax Lots)							
	11/12/2021	1.10035211 FET	\$1.00	\$1.00	None	-\$0.00	
	11/12/2021	1.09986802 FET	\$1.00	\$1.00	None	-\$0.00	
	11/12/2021	1.09986802 FET	\$1.00	\$1.00	None	-\$0.00	

Date Sold	Event	Amount	Proceeds	Cost Basis	Long Term	Short Term	Total Gains/Losses
11/12/2021	 Converted from GRT	0.89269773	\$0.99	\$1.00	None	-\$0.00	-\$0.00

Date Acquired (Tax Lots)

11/12/2021	0.89269773 GRT	\$0.99	\$1.00	None	-\$0.00
------------	----------------	--------	--------	------	---------

Date Sold	Event	Amount	Proceeds	Cost Basis	Long Term	Short Term	Total Gains/Losses
11/12/2021	 Converted from CLV	2.2556391	\$2.85	\$3.01	None	-\$0.16	-\$0.16

Date Acquired (Tax Lots)


11/06/2021	0.7518797 CLV	\$0.95	\$1.00	None	-\$0.05
11/06/2021	0.7518797 CLV	\$0.95	\$1.00	None	-\$0.05
11/06/2021	0.7518797 CLV	\$0.95	\$1.00	None	-\$0.05

Section 2

Data source: Not available

These are taxable transactions incurring realized gains or losses where the cost basis is unavailable.

ⓘ For these transactions Coinbase does not have a cost basis on record. We estimate your gains/losses for these transactions by assuming \$0 cost basis and treating your date received as date acquired.

Date Sold	Event	Amount	Proceeds	Cost Basis	Long Term	Short Term	Total Gains/Losses
11/22/2021	 Converted from ETH	0.1139371	\$478.12	\$358.77	None	\$119.35	\$119.35
Date Acquired (Tax Lots)							
	05/10/2021	0.08793734 ETH	\$369.02	\$358.77	None	\$10.24	
	ⓘ 07/05/2021	0.02599976 ETH	\$109.10	\$0.00	None	\$109.10	