

Gain / Loss report

Gurpreet khurana | 4570c6f4-9aad-5780-987d-cc08cca520b3 | gurpreet.ipec@gmail.com

About report

This report includes all taxable activity with realized gains or losses. For US customers, Sells and Converts are taxable events that realize gains. This report does not include taxable events like Staking or Coinbase Earn that result in income. For final tax obligations, please consult your tax advisor.

Summary

Cost Basis Method: **HIFO**

Data source	Long-term	Short-term	Total gains/losses
Coinbase	\$459.95	\$1,658.63	\$2,118.58
Total	\$459.95	\$1,658.63	\$2,118.58

Report legend

Short-term

The tax you pay on capital gains or losses depends on how long you hold the asset. If you hold an asset for 1 year or less, you pay the short term capital gains tax rate.

Long-term



The tax you pay on capital gains or losses depends on how long you hold the asset. If you hold an asset for 1 year and 1 day, or longer, you pay the long term capital gains tax rate.

Proceeds


The amount of money you received when you sold your cryptocurrency. If you received USD in exchange for your cryptocurrency then the cash you received is your proceeds. If you exchanged one cryptocurrency for another it will be the dollar value of the crypto you received.

Data source: Coinbase

These are taxable transactions incurring realized gains or losses where Coinbase all relevant data points.


Date Sold	Event	Amount	Proceeds	Cost Basis	Long Term	Short Term	Total Gains/Losses
01/21/2021	 Sold GRT	228.88297099	\$97.01	\$62.32	None	\$34.69	\$34.69
Date Acquired (Tax Lots)							
	01/07/2021	2.79485746 GRT	\$1.18	\$1.01	None	\$0.18	
	01/07/2021	2.77777778 GRT	\$1.18	\$1.00	None	\$0.18	
	12/19/2020	220.51547829 GRT	\$93.46	\$59.31	None	\$34.16	
	01/07/2021	2.79485746 GRT	\$1.18	\$1.01	None	\$0.18	
Date Sold	Event	Amount	Proceeds	Cost Basis	Long Term	Short Term	Total Gains/Losses
01/21/2021	 Sold BTC	0.01008398	\$300.46	\$107.68	\$192.78	None	\$192.78
Date Acquired (Tax Lots)							
	12/06/2017	0.01008398 BTC	\$300.46	\$107.68	\$192.78	None	

Date Sold	Event	Amount	Proceeds	Cost Basis	Long Term	Short Term	Total Gains/Losses
02/18/2021	 Sold DASH	8.75942869	\$2,447.97	\$1,290.84	None	\$1,157.13	\$1,157.13
Date Acquired (Tax Lots)							
01/10/2021		8.75942869 DASH	\$2,447.97	\$1,290.84	None	\$1,157.13	
Date Sold	Event	Amount	Proceeds	Cost Basis	Long Term	Short Term	Total Gains/Losses
02/19/2021	 Sold CVC	91.69318181	\$48.01	\$8.51	None	\$39.50	\$39.50
Date Acquired (Tax Lots)							
12/23/2020		91.69318181 CVC	\$48.01	\$8.51	None	\$39.50	
Date Sold	Event	Amount	Proceeds	Cost Basis	Long Term	Short Term	Total Gains/Losses
02/19/2021	 Sold MANA	139.86807947	\$44.01	\$12.08	None	\$31.93	\$31.93
Date Acquired (Tax Lots)							
12/23/2020		139.86807947 MANA	\$44.01	\$12.08	None	\$31.93	
Date Sold	Event	Amount	Proceeds	Cost Basis	Long Term	Short Term	Total Gains/Losses
02/20/2021	 Sold GRT	42.54205727	\$100.01	\$39.62	None	\$60.39	\$60.39
Date Acquired (Tax Lots)							
02/05/2021		42.54205727 GRT	\$100.01	\$39.62	None	\$60.39	

Date Sold	Event	Amount	Proceeds	Cost Basis	Long Term	Short Term	Total Gains/Losses
02/20/2021	 Sold LTC	0.64982873	\$147.01	\$44.74	\$102.27	None	\$102.27


Date Acquired (Tax Lots)

08/13/2018	0.64982873 LTC	\$147.01	\$44.74	\$102.27	None
------------	----------------	----------	---------	----------	------

Date Sold	Event	Amount	Proceeds	Cost Basis	Long Term	Short Term	Total Gains/Losses
02/20/2021	 Sold NU	72.69489681	\$50.01	\$15.34	None	\$34.67	\$34.67


Date Acquired (Tax Lots)

01/10/2021	72.69489681 NU	\$50.01	\$15.34	None	\$34.67
------------	----------------	---------	---------	------	---------

Date Sold	Event	Amount	Proceeds	Cost Basis	Long Term	Short Term	Total Gains/Losses
04/10/2021	 Sold ZRX	40.29067008	\$85.01	\$35.62	\$49.39	None	\$49.39


Date Acquired (Tax Lots)

10/19/2018	40.29067008 ZRX	\$85.01	\$35.62	\$49.39	None
------------	-----------------	---------	---------	---------	------

Date Sold	Event	Amount	Proceeds	Cost Basis	Long Term	Short Term	Total Gains/Losses
05/04/2021	 Sold ETC	2.5	\$152.03	\$36.53	\$115.51	None	\$115.51

Date Acquired (Tax Lots)

08/25/2018	2.5 ETC	\$152.03	\$36.53	\$115.51	None
------------	---------	----------	---------	----------	------

Date Sold	Event	Amount	Proceeds	Cost Basis	Long Term	Short Term	Total Gains/Losses
11/26/2021	 Sold MANA	58.58551879	\$305.38	\$5.06	None	\$300.32	\$300.32
Date Acquired (Tax Lots)							
		12/23/2020	58.58551879 MANA	\$305.38	\$5.06	None	\$300.32