

# IRS e-file Signature Authorization

▶ ERO must obtain and retain completed Form 8879.  
▶ Go to [www.irs.gov/Form8879](http://www.irs.gov/Form8879) for the latest information.

Submission Identification Number (SID) ▶

Taxpayer's name SHARAN TEJ KODUMURU	Social security number 808-84-4544
Spouse's name SAI SUDHA REDDY TIPPIREDDY	Spouse's social security number 748-73-9703

## Part I Tax Return Information – Tax Year Ending December 31, 2021 (Enter year you are authorizing.)

Enter whole dollars only on lines 1 through 5.

**Note:** Form 1040-SS filers use line 4 only. Leave lines 1, 2, 3, and 5 blank.

1 Adjusted gross income . . . . .	1	327,991.
2 Total tax . . . . .	2	61,522.
3 Federal income tax withheld from Form(s) W-2 and Form(s) 1099 . . . . .	3	75,668.
4 Amount you want refunded to you . . . . .	4	14,146.
5 Amount you owe . . . . .	5	

## Part II Taxpayer Declaration and Signature Authorization (Be sure you get and keep a copy of your return)

Under penalties of perjury, I declare that I have examined a copy of the income tax return (original or amended) I am now authorizing, and to the best of my knowledge and belief, it is true, correct, and complete. I further declare that the amounts in Part I above are the amounts from the income tax return (original or amended) I am now authorizing. I consent to allow my intermediate service provider, transmitter, or electronic return originator (ERO) to send my return to the IRS and to receive from the IRS (a) an acknowledgement of receipt or reason for rejection of the transmission, (b) the reason for any delay in processing the return or refund, and (c) the date of any refund. If applicable, I authorize the U.S. Treasury and its designated Financial Agent to initiate an ACH electronic funds withdrawal (direct debit) entry to the financial institution account indicated in the tax preparation software for payment of my federal taxes owed on this return and/or a payment of estimated tax, and the financial institution to debit the entry to this account. This authorization is to remain in full force and effect until I notify the U.S. Treasury Financial Agent to terminate the authorization. To revoke (cancel) a payment, I must contact the U.S. Treasury Financial Agent at 1-888-353-4537. Payment cancellation requests must be received no later than 2 business days prior to the payment (settlement) date. I also authorize the financial institutions involved in the processing of the electronic payment of taxes to receive confidential information necessary to answer inquiries and resolve issues related to the payment. I further acknowledge that the personal identification number (PIN) below is my signature for the income tax return (original or amended) I am now authorizing and, if applicable, my Electronic Funds Withdrawal Consent.

### Taxpayer's PIN: check one box only

I authorize GLOBAL TAXES LLC to enter or generate my PIN 

4	4	5	4	4
---	---	---	---	---

 as my signature on the income tax return (original or amended) I am now authorizing.

I will enter my PIN as my signature on the income tax return (original or amended) I am now authorizing. Check this box **only** if you are entering your own PIN **and** your return is filed using the Practitioner PIN method. The ERO must complete Part III below.

Your signature ▶ Sharan Tej Kodumuru Date ▶ 03/06/2022

### Spouse's PIN: check one box only

I authorize GLOBAL TAXES LLC to enter or generate my PIN 

3	9	7	0	3
---	---	---	---	---

 as my signature on the income tax return (original or amended) I am now authorizing.

I will enter my PIN as my signature on the income tax return (original or amended) I am now authorizing. Check this box **only** if you are entering your own PIN **and** your return is filed using the Practitioner PIN method. The ERO must complete Part III below.

Spouse's signature ▶ Sai Sudha Reddy Tippireddy Date ▶ 03/06/2022

## Practitioner PIN Method Returns Only—continue below

### Part III Certification and Authentication – Practitioner PIN Method Only

ERO's EFIN/PIN. Enter your six-digit EFIN followed by your five-digit self-selected PIN. 

5	8	7	2	7	8	6	1	9	8	9
---	---	---	---	---	---	---	---	---	---	---

 Don't enter all zeros

I certify that the above numeric entry is my PIN, which is my signature for the electronic individual income tax return (original or amended) I am now authorized to file for tax year indicated above for the taxpayer(s) indicated above. I confirm that I am submitting this return in accordance with the requirements of the Practitioner PIN method and **Pub. 1345**, Handbook for Authorized IRS e-file Providers of Individual Income Tax Returns.

ERO's signature ▶ \_\_\_\_\_ Date ▶ \_\_\_\_\_

**ERO Must Retain This Form – See Instructions  
Don't Submit This Form to the IRS Unless Requested To Do So**

Filing Status [ ] Single [X] Married filing jointly [ ] Married filing separately (MFS) [ ] Head of household (HOH) [ ] Qualifying widow(er) (QW)
Check only one box. If you checked the MFS box, enter the name of your spouse. If you checked the HOH or QW box, enter the child's name if the qualifying person is a child but not your dependent

Personal information section including: Your first name and middle initial (SHARAN TEJ), Last name (KODUMURU), Your social security number (808-84-4544), Spouse's social security number (748-73-9703), Home address (10637 MIDLAND MANOR CT), City (SAINT LOUIS), State (MO), ZIP code (63114).

At any time during 2021, did you receive, sell, exchange, or otherwise dispose of any financial interest in any virtual currency? [X] Yes [ ] No

Standard Deduction Someone can claim: [ ] You as a dependent [ ] Your spouse as a dependent [ ] Spouse itemizes on a separate return or you were a dual-status alien

Age/Blindness You: [ ] Were born before January 2, 1957 [ ] Are blind Spouse: [ ] Was born before January 2, 1957 [ ] Is blind

Table with 5 columns: (1) First name, Last name, (2) Social security number, (3) Relationship to you, (4) if qualifies for (Child tax credit, Credit for other dependents). Includes a checkbox for 'Dependents (see instructions)'. No entries are present in the table.

Main income and deduction table with 15 rows. Includes: 1 Wages, salaries, tips, etc. (341,330); 2a Tax-exempt interest; 3a Qualified dividends (29); 4a IRA distributions; 5a Pensions and annuities; 6a Social security benefits; 7 Capital gain or (loss) (-3,000); 8 Other income from Schedule 1, line 10 (-10,379); 9 Total income (327,991); 10 Adjustments to income from Schedule 1, line 26; 11 Adjusted gross income (327,991); 12a Standard deduction or itemized deductions (25,100); 12b Charitable contributions (600); 12c Add lines 12a and 12b (25,700); 13 Qualified business income deduction (0); 14 Add lines 12c and 13 (25,700); 15 Taxable income (302,291).

For Disclosure, Privacy Act, and Paperwork Reduction Act Notice, see separate instructions.

<b>16</b>	<b>Tax</b> (see instructions). Check if any from Form(s): 1 <input type="checkbox"/> 8814 2 <input type="checkbox"/> 4972 3 <input type="checkbox"/> _____	<b>16</b>	60,589.
<b>17</b>	Amount from Schedule 2, line 3	<b>17</b>	
<b>18</b>	Add lines 16 and 17	<b>18</b>	60,589.
<b>19</b>	Nonrefundable child tax credit or credit for other dependents from Schedule 8812	<b>19</b>	
<b>20</b>	Amount from Schedule 3, line 8	<b>20</b>	1.
<b>21</b>	Add lines 19 and 20	<b>21</b>	1.
<b>22</b>	Subtract line 21 from line 18. If zero or less, enter -0-	<b>22</b>	60,588.
<b>23</b>	Other taxes, including self-employment tax, from Schedule 2, line 21	<b>23</b>	934.
<b>24</b>	Add lines 22 and 23. This is your <b>total tax</b>	<b>24</b>	61,522.
<b>25</b>	Federal income tax withheld from:		
<b>a</b>	Form(s) W-2	<b>25a</b>	75,022.
<b>b</b>	Form(s) 1099	<b>25b</b>	
<b>c</b>	Other forms (see instructions)	<b>25c</b>	646.
<b>d</b>	Add lines 25a through 25c	<b>25d</b>	75,668.
<b>26</b>	2021 estimated tax payments and amount applied from 2020 return	<b>26</b>	
<b>27a</b>	Earned income credit (EIC) <b>No</b>	<b>27a</b>	
	Check here if you were born after January 1, 1998, and before January 2, 2004, and you satisfy all the other requirements for taxpayers who are at least age 18, to claim the EIC. See instructions <input type="checkbox"/>		
<b>b</b>	Nontaxable combat pay election	<b>27b</b>	
<b>c</b>	Prior year (2019) earned income	<b>27c</b>	
<b>28</b>	Refundable child tax credit or additional child tax credit from Schedule 8812	<b>28</b>	
<b>29</b>	American opportunity credit from Form 8863, line 8	<b>29</b>	
<b>30</b>	Recovery rebate credit. See instructions	<b>30</b>	
<b>31</b>	Amount from Schedule 3, line 15	<b>31</b>	
<b>32</b>	Add lines 27a and 28 through 31. These are your <b>total other payments and refundable credits</b>	<b>32</b>	
<b>33</b>	Add lines 25d, 26, and 32. These are your <b>total payments</b>	<b>33</b>	75,668.
<b>Refund</b>	<b>34</b> If line 33 is more than line 24, subtract line 24 from line 33. This is the amount you <b>overpaid</b>	<b>34</b>	14,146.
	<b>35a</b> Amount of line 34 you want <b>refunded to you</b> . If Form 8888 is attached, check here <input type="checkbox"/>	<b>35a</b>	14,146.
Direct deposit? See instructions.	<b>b</b> Routing number 063107513 <b>c</b> Type: <input checked="" type="checkbox"/> Checking <input type="checkbox"/> Savings		
	<b>d</b> Account number 6713380852		
	<b>36</b> Amount of line 34 you want <b>applied to your 2022 estimated tax</b>	<b>36</b>	
<b>Amount You Owe</b>	<b>37</b> <b>Amount you owe</b> . Subtract line 33 from line 24. For details on how to pay, see instructions	<b>37</b>	
	<b>38</b> Estimated tax penalty (see instructions)	<b>38</b>	

If you have a qualifying child, attach Sch. EIC.

**Third Party Designee** Do you want to allow another person to discuss this return with the IRS? See instructions  **Yes**. Complete below.  **No**

Designee's name \_\_\_\_\_ Phone no. \_\_\_\_\_ Personal identification number (PIN) \_\_\_\_\_

**Sign Here** Under penalties of perjury, I declare that I have examined this return and accompanying schedules and statements, and to the best of my knowledge and belief, they are true, correct, and complete. Declaration of preparer (other than taxpayer) is based on all information of which preparer has any knowledge.

Your signature	Date	Your occupation APPLICATION DEVELOPER	If the IRS sent you an Identity Protection PIN, enter it here (see inst.)
Spouse's signature. If a joint return, <b>both</b> must sign.	Date	Spouse's occupation QA ENGINEER	If the IRS sent your spouse an Identity Protection PIN, enter it here (see inst.)
Phone no. (954) 224-4798	Email address	SHARANTEJK@GMAIL.COM	

**Paid Preparer Use Only**

Preparer's name SYAM PRIYA RAM SAGAR GUPTA TALLAM	Preparer's signature SYAM PRIYA RAM SAGAR GUPTA TALLAM	Date 03/05/2022	PTIN P02082703	Check if: <input type="checkbox"/> Self-employed
Firm's name GLOBAL TAXES LLC	Firm's address 2530 Pebble Creek Ln Cumming GA 30041	Phone no. (678) 965-9522	Firm's EIN 30-1017196	

**SCHEDULE 1  
(Form 1040)**

Department of the Treasury  
Internal Revenue Service

**Additional Income and Adjustments to Income**

▶ **Attach to Form 1040, 1040-SR, or 1040-NR.**  
▶ **Go to [www.irs.gov/Form1040](http://www.irs.gov/Form1040) for instructions and the latest information.**

OMB No. 1545-0074

**2021**  
Attachment  
Sequence No. **01**

Name(s) shown on Form 1040, 1040-SR, or 1040-NR  
SHARAN TEJ KODUMURU & SAI SUDHA REDDY TIPPIREDDY

Your social security number  
808-84-4544

**Part I Additional Income**

<b>1</b>	Taxable refunds, credits, or offsets of state and local income taxes . . . . .	<b>1</b>	
<b>2a</b>	Alimony received . . . . .	<b>2a</b>	
<b>b</b>	Date of original divorce or separation agreement (see instructions) ▶ _____		
<b>3</b>	Business income or (loss). Attach Schedule C . . . . .	<b>3</b>	
<b>4</b>	Other gains or (losses). Attach Form 4797 . . . . .	<b>4</b>	
<b>5</b>	Rental real estate, royalties, partnerships, S corporations, trusts, etc. Attach Schedule E . . . . .	<b>5</b>	-10,400.
<b>6</b>	Farm income or (loss). Attach Schedule F . . . . .	<b>6</b>	
<b>7</b>	Unemployment compensation . . . . .	<b>7</b>	
<b>8</b>	Other income:		
<b>a</b>	Net operating loss . . . . .	<b>8a</b>	( )
<b>b</b>	Gambling income . . . . .	<b>8b</b>	
<b>c</b>	Cancellation of debt . . . . .	<b>8c</b>	
<b>d</b>	Foreign earned income exclusion from Form 2555 . . . . .	<b>8d</b>	( )
<b>e</b>	Taxable Health Savings Account distribution . . . . .	<b>8e</b>	
<b>f</b>	Alaska Permanent Fund dividends . . . . .	<b>8f</b>	
<b>g</b>	Jury duty pay . . . . .	<b>8g</b>	
<b>h</b>	Prizes and awards . . . . .	<b>8h</b>	
<b>i</b>	Activity not engaged in for profit income . . . . .	<b>8i</b>	
<b>j</b>	Stock options . . . . .	<b>8j</b>	
<b>k</b>	Income from the rental of personal property if you engaged in the rental for profit but were not in the business of renting such property . . . . .	<b>8k</b>	
<b>l</b>	Olympic and Paralympic medals and USOC prize money (see instructions) . . . . .	<b>8l</b>	
<b>m</b>	Section 951(a) inclusion (see instructions) . . . . .	<b>8m</b>	
<b>n</b>	Section 951A(a) inclusion (see instructions) . . . . .	<b>8n</b>	
<b>o</b>	Section 461(l) excess business loss adjustment . . . . .	<b>8o</b>	
<b>p</b>	Taxable distributions from an ABLE account (see instructions) . . . . .	<b>8p</b>	
<b>z</b>	Other income. List type and amount ▶ _____	<b>8z</b>	
	Other Income from box 3 of 1099-Misc . . . . . 21.		21.
<b>9</b>	Total other income. Add lines 8a through 8z . . . . .	<b>9</b>	21.
<b>10</b>	Combine lines 1 through 7 and 9. Enter here and on Form 1040, 1040-SR, or 1040-NR, line 8 . . . . .	<b>10</b>	-10,379.

For Paperwork Reduction Act Notice, see your tax return instructions.

Schedule 1 (Form 1040) 2021

**Part II Adjustments to Income**

<b>11</b>	Educator expenses . . . . .		<b>11</b>	
<b>12</b>	Certain business expenses of reservists, performing artists, and fee-basis government officials. Attach Form 2106 . . . . .		<b>12</b>	
<b>13</b>	Health savings account deduction. Attach Form 8889 . . . . .		<b>13</b>	
<b>14</b>	Moving expenses for members of the Armed Forces. Attach Form 3903 . . . . .		<b>14</b>	
<b>15</b>	Deductible part of self-employment tax. Attach Schedule SE . . . . .		<b>15</b>	
<b>16</b>	Self-employed SEP, SIMPLE, and qualified plans . . . . .		<b>16</b>	
<b>17</b>	Self-employed health insurance deduction . . . . .		<b>17</b>	
<b>18</b>	Penalty on early withdrawal of savings . . . . .		<b>18</b>	
<b>19a</b>	Alimony paid . . . . .		<b>19a</b>	
<b>b</b>	Recipient's SSN . . . . .	▶ _____		
<b>c</b>	Date of original divorce or separation agreement (see instructions) ▶ _____			
<b>20</b>	IRA deduction . . . . .		<b>20</b>	
<b>21</b>	Student loan interest deduction . . . . .		<b>21</b>	
<b>22</b>	Reserved for future use . . . . .		<b>22</b>	
<b>23</b>	Archer MSA deduction . . . . .		<b>23</b>	
<b>24</b>	Other adjustments:			
<b>a</b>	Jury duty pay (see instructions) . . . . .	<b>24a</b>		
<b>b</b>	Deductible expenses related to income reported on line 8k from the rental of personal property engaged in for profit . . . . .	<b>24b</b>		
<b>c</b>	Nontaxable amount of the value of Olympic and Paralympic medals and USOC prize money reported on line 8l . . . . .	<b>24c</b>		
<b>d</b>	Reforestation amortization and expenses . . . . .	<b>24d</b>		
<b>e</b>	Repayment of supplemental unemployment benefits under the Trade Act of 1974 . . . . .	<b>24e</b>		
<b>f</b>	Contributions to section 501(c)(18)(D) pension plans . . . . .	<b>24f</b>		
<b>g</b>	Contributions by certain chaplains to section 403(b) plans . . . . .	<b>24g</b>		
<b>h</b>	Attorney fees and court costs for actions involving certain unlawful discrimination claims (see instructions) . . . . .	<b>24h</b>		
<b>i</b>	Attorney fees and court costs you paid in connection with an award from the IRS for information you provided that helped the IRS detect tax law violations . . . . .	<b>24i</b>		
<b>j</b>	Housing deduction from Form 2555 . . . . .	<b>24j</b>		
<b>k</b>	Excess deductions of section 67(e) expenses from Schedule K-1 (Form 1041) . . . . .	<b>24k</b>		
<b>z</b>	Other adjustments. List type and amount ▶ _____	<b>24z</b>		
<b>25</b>	Total other adjustments. Add lines 24a through 24z . . . . .		<b>25</b>	
<b>26</b>	Add lines 11 through 23 and 25. These are your <b>adjustments to income</b> . Enter here and on Form 1040 or 1040-SR, line 10, or Form 1040-NR, line 10a . . . . .		<b>26</b>	

**SCHEDULE 2  
(Form 1040)**

Department of the Treasury  
Internal Revenue Service

**Additional Taxes**

▶ **Attach to Form 1040, 1040-SR, or 1040-NR.**  
▶ **Go to [www.irs.gov/Form1040](http://www.irs.gov/Form1040) for instructions and the latest information.**

OMB No. 1545-0074

**2021**  
Attachment  
Sequence No. **02**

Name(s) shown on Form 1040, 1040-SR, or 1040-NR SHARAN TEJ KODUMURU & SAI SUDHA REDDY TIPPIREDDY	Your social security number 808-84-4544
---	--

**Part I Tax**

1 Alternative minimum tax. Attach Form 6251 . . . . .		<b>1</b>	
2 Excess advance premium tax credit repayment. Attach Form 8962 . . . . .		<b>2</b>	
3 Add lines 1 and 2. Enter here and on Form 1040, 1040-SR, or 1040-NR, line 17 . . . . .		<b>3</b>	

**Part II Other Taxes**

4 Self-employment tax. Attach Schedule SE . . . . .		<b>4</b>	
5 Social security and Medicare tax on unreported tip income. Attach Form 4137 . . . . .	<b>5</b>		
6 Uncollected social security and Medicare tax on wages. Attach Form 8919 . . . . .	<b>6</b>		
7 Total additional social security and Medicare tax. Add lines 5 and 6 . . . . .		<b>7</b>	
8 Additional tax on IRAs or other tax-favored accounts. Attach Form 5329 if required . . . . .		<b>8</b>	
9 Household employment taxes. Attach Schedule H . . . . .		<b>9</b>	
10 Repayment of first-time homebuyer credit. Attach Form 5405 if required . . . . .		<b>10</b>	
11 Additional Medicare Tax. Attach Form 8959 . . . . .		<b>11</b>	934.
12 Net investment income tax. Attach Form 8960 . . . . .		<b>12</b>	
13 Uncollected social security and Medicare or RRTA tax on tips or group-term life insurance from Form W-2, box 12 . . . . .		<b>13</b>	
14 Interest on tax due on installment income from the sale of certain residential lots and timeshares . . . . .		<b>14</b>	
15 Interest on the deferred tax on gain from certain installment sales with a sales price over \$150,000 . . . . .		<b>15</b>	
16 Recapture of low-income housing credit. Attach Form 8611 . . . . .		<b>16</b>	

*(continued on page 2)*

**Part II Other Taxes** *(continued)*

<b>17</b>	Other additional taxes:		
<b>a</b>	Recapture of other credits. List type, form number, and amount ► _____	<b>17a</b>	
<b>b</b>	Recapture of federal mortgage subsidy. If you sold your home in 2021, see instructions . . . . .	<b>17b</b>	
<b>c</b>	Additional tax on HSA distributions. Attach Form 8889 . . . . .	<b>17c</b>	
<b>d</b>	Additional tax on an HSA because you didn't remain an eligible individual. Attach Form 8889 . . . . .	<b>17d</b>	
<b>e</b>	Additional tax on Archer MSA distributions. Attach Form 8853 . . . . .	<b>17e</b>	
<b>f</b>	Additional tax on Medicare Advantage MSA distributions. Attach Form 8853 . . . . .	<b>17f</b>	
<b>g</b>	Recapture of a charitable contribution deduction related to a fractional interest in tangible personal property . . . . .	<b>17g</b>	
<b>h</b>	Income you received from a nonqualified deferred compensation plan that fails to meet the requirements of section 409A . . . . .	<b>17h</b>	
<b>i</b>	Compensation you received from a nonqualified deferred compensation plan described in section 457A . . . . .	<b>17i</b>	
<b>j</b>	Section 72(m)(5) excess benefits tax . . . . .	<b>17j</b>	
<b>k</b>	Golden parachute payments . . . . .	<b>17k</b>	
<b>l</b>	Tax on accumulation distribution of trusts . . . . .	<b>17l</b>	
<b>m</b>	Excise tax on insider stock compensation from an expatriated corporation . . . . .	<b>17m</b>	
<b>n</b>	Look-back interest under section 167(g) or 460(b) from Form 8697 or 8866 . . . . .	<b>17n</b>	
<b>o</b>	Tax on non-effectively connected income for any part of the year you were a nonresident alien from Form 1040-NR . . . . .	<b>17o</b>	
<b>p</b>	Any interest from Form 8621, line 16f, relating to distributions from, and dispositions of, stock of a section 1291 fund . . . . .	<b>17p</b>	
<b>q</b>	Any interest from Form 8621, line 24 . . . . .	<b>17q</b>	
<b>z</b>	Any other taxes. List type and amount ► _____	<b>17z</b>	
<b>18</b>	Total additional taxes. Add lines 17a through 17z . . . . .		<b>18</b>
<b>19</b>	Additional tax from Schedule 8812 . . . . .		<b>19</b>
<b>20</b>	Section 965 net tax liability installment from Form 965-A . . . . .	<b>20</b>	
<b>21</b>	Add lines 4, 7 through 16, 18, and 19. These are your <b>total other taxes</b> . Enter here and on Form 1040 or 1040-SR, line 23, or Form 1040-NR, line 23b . . . . .		<b>21</b>
			934.





**Part II Other Payments and Refundable Credits**

<b>9</b>	Net premium tax credit. Attach Form 8962 . . . . .		<b>9</b>	
<b>10</b>	Amount paid with request for extension to file (see instructions) . . . . .		<b>10</b>	
<b>11</b>	Excess social security and tier 1 RRTA tax withheld . . . . .		<b>11</b>	
<b>12</b>	Credit for federal tax on fuels. Attach Form 4136 . . . . .		<b>12</b>	
<b>13</b>	Other payments or refundable credits:			
<b>a</b>	Form 2439 . . . . .	<b>13a</b>		
<b>b</b>	Qualified sick and family leave credits from Schedule(s) H and Form(s) 7202 for leave taken before April 1, 2021 . . . . .	<b>13b</b>		
<b>c</b>	Health coverage tax credit from Form 8885 . . . . .	<b>13c</b>		
<b>d</b>	Credit for repayment of amounts included in income from earlier years . . . . .	<b>13d</b>		
<b>e</b>	Reserved for future use . . . . .	<b>13e</b>		
<b>f</b>	Deferred amount of net 965 tax liability (see instructions) . . . . .	<b>13f</b>		
<b>g</b>	Credit for child and dependent care expenses from Form 2441, line 10. Attach Form 2441 . . . . .	<b>13g</b>		
<b>h</b>	Qualified sick and family leave credits from Schedule(s) H and Form(s) 7202 for leave taken after March 31, 2021 . . . . .	<b>13h</b>		
<b>z</b>	Other payments or refundable credits. List type and amount ► _____	<b>13z</b>		
<b>14</b>	Total other payments or refundable credits. Add lines 13a through 13z . . . . .		<b>14</b>	
<b>15</b>	Add lines 9 through 12 and 14. Enter here and on Form 1040, 1040-SR, or 1040-NR, line 31 . . . . .		<b>15</b>	

**SCHEDULE D**  
**(Form 1040)**

**Capital Gains and Losses**

OMB No. 1545-0074

**2021**

Attachment  
Sequence No. **12**

Department of the Treasury  
Internal Revenue Service (99)

▶ **Attach to Form 1040, 1040-SR, or 1040-NR.**  
▶ **Go to [www.irs.gov/ScheduleD](http://www.irs.gov/ScheduleD) for instructions and the latest information.**  
▶ **Use Form 8949 to list your transactions for lines 1b, 2, 3, 8b, 9, and 10.**

Name(s) shown on return

SHARAN TEJ KODUMURU & SAI SUDHA REDDY TIPPIREDDY

Your social security number

808-84-4544

Did you dispose of any investment(s) in a qualified opportunity fund during the tax year?  **Yes**  **No**

If "Yes," attach Form 8949 and see its instructions for additional requirements for reporting your gain or loss.

**Part I Short-Term Capital Gains and Losses—Generally Assets Held One Year or Less** (see instructions)

See instructions for how to figure the amounts to enter on the lines below.

This form may be easier to complete if you round off cents to whole dollars.

	(d) Proceeds (sales price)	(e) Cost (or other basis)	(g) Adjustments to gain or loss from Form(s) 8949, Part I, line 2, column (g)	(h) Gain or (loss) Subtract column (e) from column (d) and combine the result with column (g)
<b>1a</b> Totals for all short-term transactions reported on Form 1099-B for which basis was reported to the IRS and for which you have no adjustments (see instructions). However, if you choose to report all these transactions on Form 8949, leave this line blank and go to line 1b .				
<b>1b</b> Totals for all transactions reported on Form(s) 8949 with <b>Box A</b> checked . . . . .	153,105.	177,130.	217.	-23,808.
<b>2</b> Totals for all transactions reported on Form(s) 8949 with <b>Box B</b> checked . . . . .	313.	315.		-2.
<b>3</b> Totals for all transactions reported on Form(s) 8949 with <b>Box C</b> checked . . . . .	966.	958.		8.
<b>4</b> Short-term gain from Form 6252 and short-term gain or (loss) from Forms 4684, 6781, and 8824 . . . . .				<b>4</b>
<b>5</b> Net short-term gain or (loss) from partnerships, S corporations, estates, and trusts from Schedule(s) K-1 . . . . .				<b>5</b>
<b>6</b> Short-term capital loss carryover. Enter the amount, if any, from line 8 of your <b>Capital Loss Carryover Worksheet</b> in the instructions . . . . .				<b>6</b> ( )
<b>7 Net short-term capital gain or (loss).</b> Combine lines 1a through 6 in column (h). If you have any long-term capital gains or losses, go to Part II below. Otherwise, go to Part III on the back . . . . .				<b>7</b> -23,802.

**Part II Long-Term Capital Gains and Losses—Generally Assets Held More Than One Year** (see instructions)

See instructions for how to figure the amounts to enter on the lines below.

This form may be easier to complete if you round off cents to whole dollars.

	(d) Proceeds (sales price)	(e) Cost (or other basis)	(g) Adjustments to gain or loss from Form(s) 8949, Part II, line 2, column (g)	(h) Gain or (loss) Subtract column (e) from column (d) and combine the result with column (g)
<b>8a</b> Totals for all long-term transactions reported on Form 1099-B for which basis was reported to the IRS and for which you have no adjustments (see instructions). However, if you choose to report all these transactions on Form 8949, leave this line blank and go to line 8b .				
<b>8b</b> Totals for all transactions reported on Form(s) 8949 with <b>Box D</b> checked . . . . .	239.	248.	1.	-8.
<b>9</b> Totals for all transactions reported on Form(s) 8949 with <b>Box E</b> checked . . . . .				
<b>10</b> Totals for all transactions reported on Form(s) 8949 with <b>Box F</b> checked . . . . .				
<b>11</b> Gain from Form 4797, Part I; long-term gain from Forms 2439 and 6252; and long-term gain or (loss) from Forms 4684, 6781, and 8824 . . . . .				<b>11</b>
<b>12</b> Net long-term gain or (loss) from partnerships, S corporations, estates, and trusts from Schedule(s) K-1 . . . . .				<b>12</b>
<b>13</b> Capital gain distributions. See the instructions . . . . .				<b>13</b>
<b>14</b> Long-term capital loss carryover. Enter the amount, if any, from line 13 of your <b>Capital Loss Carryover Worksheet</b> in the instructions . . . . .				<b>14</b> ( )
<b>15 Net long-term capital gain or (loss).</b> Combine lines 8a through 14 in column (h). Then, go to Part III on the back . . . . .				<b>15</b> -8.

**Part III Summary**

<p><b>16</b> Combine lines 7 and 15 and enter the result . . . . .</p> <ul style="list-style-type: none"> <li>• If line 16 is a <b>gain</b>, enter the amount from line 16 on Form 1040, 1040-SR, or 1040-NR, line 7. Then, go to line 17 below.</li> <li>• If line 16 is a <b>loss</b>, skip lines 17 through 20 below. Then, go to line 21. Also be sure to complete line 22.</li> <li>• If line 16 is <b>zero</b>, skip lines 17 through 21 below and enter -0- on Form 1040, 1040-SR, or 1040-NR, line 7. Then, go to line 22.</li> </ul>	<b>16</b>	-23,810.
<p><b>17</b> Are lines 15 and 16 <b>both</b> gains?</p> <p><input type="checkbox"/> <b>Yes.</b> Go to line 18.</p> <p><input type="checkbox"/> <b>No.</b> Skip lines 18 through 21, and go to line 22.</p>		
<p><b>18</b> If you are required to complete the <b>28% Rate Gain Worksheet</b> (see instructions), enter the amount, if any, from line 7 of that worksheet . . . . . ▶</p>	<b>18</b>	
<p><b>19</b> If you are required to complete the <b>Unrecaptured Section 1250 Gain Worksheet</b> (see instructions), enter the amount, if any, from line 18 of that worksheet . . . . . ▶</p>	<b>19</b>	
<p><b>20</b> Are lines 18 and 19 both zero or blank and are you not filing Form 4952?</p> <p><input type="checkbox"/> <b>Yes.</b> Complete the <b>Qualified Dividends and Capital Gain Tax Worksheet</b> in the instructions for Forms 1040 and 1040-SR, line 16. <b>Don't</b> complete lines 21 and 22 below.</p> <p><input type="checkbox"/> <b>No.</b> Complete the <b>Schedule D Tax Worksheet</b> in the instructions. <b>Don't</b> complete lines 21 and 22 below.</p>		
<p><b>21</b> If line 16 is a loss, enter here and on Form 1040, 1040-SR, or 1040-NR, line 7, the <b>smaller</b> of:</p> <ul style="list-style-type: none"> <li>• The loss on line 16; or</li> <li>• (\$3,000), or if married filing separately, (\$1,500) } . . . . .</li> </ul> <p><b>Note:</b> When figuring which amount is smaller, treat both amounts as positive numbers.</p>	<b>21</b>	( 3,000. )
<p><b>22</b> Do you have qualified dividends on Form 1040, 1040-SR, or 1040-NR, line 3a?</p> <p><input checked="" type="checkbox"/> <b>Yes.</b> Complete the <b>Qualified Dividends and Capital Gain Tax Worksheet</b> in the instructions for Forms 1040 and 1040-SR, line 16.</p> <p><input type="checkbox"/> <b>No.</b> Complete the rest of Form 1040, 1040-SR, or 1040-NR.</p>		





**Sales and Other Dispositions of Capital Assets**

Department of the Treasury  
Internal Revenue Service

► Go to [www.irs.gov/Form8949](http://www.irs.gov/Form8949) for instructions and the latest information.  
► File with your Schedule D to list your transactions for lines 1b, 2, 3, 8b, 9, and 10 of Schedule D.

Name(s) shown on return

Social security number or taxpayer identification number

SHARAN TEJ KODUMURU & SAI SUDHA REDDY TIPPIREDDY

808-84-4544

Before you check Box A, B, or C below, see whether you received any Form(s) 1099-B or substitute statement(s) from your broker. A substitute statement will have the same information as Form 1099-B. Either will show whether your basis (usually your cost) was reported to the IRS by your broker and may even tell you which box to check.

**Part I Short-Term.** Transactions involving capital assets you held 1 year or less are generally short-term (see instructions). For long-term transactions, see page 2.

**Note:** You may aggregate all short-term transactions reported on Form(s) 1099-B showing basis was reported to the IRS and for which no adjustments or codes are required. Enter the totals directly on Schedule D, line 1a; you aren't required to report these transactions on Form 8949 (see instructions).

**You must check Box A, B, or C below. Check only one box.** If more than one box applies for your short-term transactions, complete a separate Form 8949, page 1, for each applicable box. If you have more short-term transactions than will fit on this page for one or more of the boxes, complete as many forms with the same box checked as you need.

- (A) Short-term transactions reported on Form(s) 1099-B showing basis was reported to the IRS (see **Note** above)
- (B) Short-term transactions reported on Form(s) 1099-B showing basis **wasn't** reported to the IRS
- (C) Short-term transactions not reported to you on Form 1099-B

1	(a) Description of property (Example: 100 sh. XYZ Co.)	(b) Date acquired (Mo., day, yr.)	(c) Date sold or disposed of (Mo., day, yr.)	(d) Proceeds (sales price) (see instructions)	(e) Cost or other basis. See the <b>Note</b> below and see <i>Column (e)</i> in the separate instructions	Adjustment, if any, to gain or loss. If you enter an amount in column (g), enter a code in column (f). <b>See the separate instructions.</b>		(h) <b>Gain or (loss).</b> Subtract column (e) from column (d) and combine the result with column (g)
						(f) Code(s) from instructions	(g) Amount of adjustment	
	AMERITRADE	01/01/21	12/31/21	313.	315.			-2.
<b>2 Totals.</b> Add the amounts in columns (d), (e), (g), and (h) (subtract negative amounts). Enter each total here and include on your Schedule D, <b>line 1b</b> (if <b>Box A</b> above is checked), <b>line 2</b> (if <b>Box B</b> above is checked), or <b>line 3</b> (if <b>Box C</b> above is checked) ►				313.	315.			-2.

**Note:** If you checked Box A above but the basis reported to the IRS was incorrect, enter in column (e) the basis as reported to the IRS, and enter an adjustment in column (g) to correct the basis. See *Column (g)* in the separate instructions for how to figure the amount of the adjustment.

**Sales and Other Dispositions of Capital Assets**

Department of the Treasury  
Internal Revenue Service

► Go to [www.irs.gov/Form8949](http://www.irs.gov/Form8949) for instructions and the latest information.  
► File with your Schedule D to list your transactions for lines 1b, 2, 3, 8b, 9, and 10 of Schedule D.

Name(s) shown on return

Social security number or taxpayer identification number

SHARAN TEJ KODUMURU & SAI SUDHA REDDY TIPPIREDDY

808-84-4544

Before you check Box A, B, or C below, see whether you received any Form(s) 1099-B or substitute statement(s) from your broker. A substitute statement will have the same information as Form 1099-B. Either will show whether your basis (usually your cost) was reported to the IRS by your broker and may even tell you which box to check.

**Part I Short-Term.** Transactions involving capital assets you held 1 year or less are generally short-term (see instructions). For long-term transactions, see page 2.

**Note:** You may aggregate all short-term transactions reported on Form(s) 1099-B showing basis was reported to the IRS and for which no adjustments or codes are required. Enter the totals directly on Schedule D, line 1a; you aren't required to report these transactions on Form 8949 (see instructions).

**You must check Box A, B, or C below. Check only one box.** If more than one box applies for your short-term transactions, complete a separate Form 8949, page 1, for each applicable box. If you have more short-term transactions than will fit on this page for one or more of the boxes, complete as many forms with the same box checked as you need.

- (A) Short-term transactions reported on Form(s) 1099-B showing basis was reported to the IRS (see **Note** above)
- (B) Short-term transactions reported on Form(s) 1099-B showing basis **wasn't** reported to the IRS
- (C) Short-term transactions not reported to you on Form 1099-B

1	(a) Description of property (Example: 100 sh. XYZ Co.)	(b) Date acquired (Mo., day, yr.)	(c) Date sold or disposed of (Mo., day, yr.)	(d) Proceeds (sales price) (see instructions)	(e) Cost or other basis. See the <b>Note</b> below and see <i>Column (e)</i> in the separate instructions	Adjustment, if any, to gain or loss. If you enter an amount in column (g), enter a code in column (f). <b>See the separate instructions.</b>		(h) <b>Gain or (loss).</b> Subtract column (e) from column (d) and combine the result with column (g)
						(f) Code(s) from instructions	(g) Amount of adjustment	
	ROBINHOOD CRYPTO LLC	01/01/21	12/31/21	966.	958.			8.
<b>2 Totals.</b> Add the amounts in columns (d), (e), (g), and (h) (subtract negative amounts). Enter each total here and include on your Schedule D, <b>line 1b</b> (if <b>Box A</b> above is checked), <b>line 2</b> (if <b>Box B</b> above is checked), or <b>line 3</b> (if <b>Box C</b> above is checked) ►				966.	958.			8.

**Note:** If you checked Box A above but the basis reported to the IRS was incorrect, enter in column (e) the basis as reported to the IRS, and enter an adjustment in column (g) to correct the basis. See *Column (g)* in the separate instructions for how to figure the amount of the adjustment.

**SCHEDULE E  
(Form 1040)**

**Supplemental Income and Loss**

OMB No. 1545-0074

(From rental real estate, royalties, partnerships, S corporations, estates, trusts, REMICs, etc.)

**2021**

Department of the Treasury  
Internal Revenue Service (99)

▶ Attach to Form 1040, 1040-SR, 1040-NR, or 1041.

Attachment  
Sequence No. **13**

▶ Go to [www.irs.gov/ScheduleE](http://www.irs.gov/ScheduleE) for instructions and the latest information.

Name(s) shown on return

Your social security number

SHARAN TEJ KODUMURU & SAI SUDHA REDDY TIPPIREDDY

808-84-4544

**Part I Income or Loss From Rental Real Estate and Royalties** Note: If you are in the business of renting personal property, use Schedule C. See instructions. If you are an individual, report farm rental income or loss from Form 4835 on page 2, line 40.

**A** Did you make any payments in 2021 that would require you to file Form(s) 1099? See instructions . . . . .  Yes  No

**B** If "Yes," did you or will you file required Form(s) 1099? . . . . .  Yes  No

<b>1a</b>	Physical address of each property (street, city, state, ZIP code)				
<b>A</b>	H.NO:6-7-3-, NETAJI MARKET KOTHAGUDEM TELANGANA IN 507101				
<b>B</b>					
<b>C</b>					
<b>1b</b>	Type of Property (from list below)	<b>2</b> For each rental real estate property listed above, report the number of fair rental and personal use days. Check the <b>QJV</b> box only if you meet the requirements to file as a qualified joint venture. See instructions.	<b>Fair Rental Days</b>	<b>Personal Use Days</b>	<b>QJV</b>
<b>A</b>	3		365	0	<input type="checkbox"/>
<b>B</b>					<input type="checkbox"/>
<b>C</b>					<input type="checkbox"/>

**Type of Property:**

- 1 Single Family Residence      3 Vacation/Short-Term Rental      5 Land      7 Self-Rental
- 2 Multi-Family Residence      4 Commercial      6 Royalties      8 Other (describe)

Income:		Properties:		A	B	C
<b>3</b>	Rents received . . . . .	<b>3</b>		670.		
<b>4</b>	Royalties received . . . . .	<b>4</b>				
<b>Expenses:</b>						
<b>5</b>	Advertising . . . . .	<b>5</b>				
<b>6</b>	Auto and travel (see instructions) . . . . .	<b>6</b>				
<b>7</b>	Cleaning and maintenance . . . . .	<b>7</b>		2,490.		
<b>8</b>	Commissions. . . . .	<b>8</b>				
<b>9</b>	Insurance . . . . .	<b>9</b>				
<b>10</b>	Legal and other professional fees . . . . .	<b>10</b>				
<b>11</b>	Management fees . . . . .	<b>11</b>		2,160.		
<b>12</b>	Mortgage interest paid to banks, etc. (see instructions)	<b>12</b>				
<b>13</b>	Other interest. . . . .	<b>13</b>				
<b>14</b>	Repairs. . . . .	<b>14</b>		1,910.		
<b>15</b>	Supplies . . . . .	<b>15</b>		2,140.		
<b>16</b>	Taxes . . . . .	<b>16</b>				
<b>17</b>	Utilities. . . . .	<b>17</b>		2,370.		
<b>18</b>	Depreciation expense or depletion . . . . .	<b>18</b>				
<b>19</b>	Other (list) ▶ . . . . .	<b>19</b>				
<b>20</b>	Total expenses. Add lines 5 through 19 . . . . .	<b>20</b>		11,070.		
<b>21</b>	Subtract line 20 from line 3 (rents) and/or 4 (royalties). If result is a (loss), see instructions to find out if you must file Form 6198 . . . . .	<b>21</b>		-10,400.		
<b>22</b>	Deductible rental real estate loss after limitation, if any, on Form 8582 (see instructions) . . . . .	<b>22</b>	(	10,400.)	(	)
<b>23a</b>	Total of all amounts reported on line 3 for all rental properties . . . . .	<b>23a</b>		670.		
<b>b</b>	Total of all amounts reported on line 4 for all royalty properties . . . . .	<b>23b</b>				
<b>c</b>	Total of all amounts reported on line 12 for all properties . . . . .	<b>23c</b>				
<b>d</b>	Total of all amounts reported on line 18 for all properties . . . . .	<b>23d</b>				
<b>e</b>	Total of all amounts reported on line 20 for all properties . . . . .	<b>23e</b>		11,070.		
<b>24</b>	<b>Income.</b> Add positive amounts shown on line 21. Do not include any losses . . . . .	<b>24</b>				
<b>25</b>	<b>Losses.</b> Add royalty losses from line 21 and rental real estate losses from line 22. Enter total losses here . . . . .	<b>25</b>	(	10,400.)		
<b>26</b>	<b>Total rental real estate and royalty income or (loss).</b> Combine lines 24 and 25. Enter the result here. If Parts II, III, IV, and line 40 on page 2 do not apply to you, also enter this amount on Schedule 1 (Form 1040), line 5. Otherwise, include this amount in the total on line 41 on page 2 . . . . .	<b>26</b>		-10,400.		

For Paperwork Reduction Act Notice, see the separate instructions.

NPA

-10,400.

Schedule E (Form 1040) 2021



**Qualified Business Income Deduction  
Simplified Computation**

Department of the Treasury  
Internal Revenue Service

▶ **Attach to your tax return.**

Attachment  
Sequence No. **55**

▶ **Go to [www.irs.gov/Form8995](http://www.irs.gov/Form8995) for instructions and the latest information.**

Name(s) shown on return

SHARAN TEJ KODUMURU & SAI SUDHA REDDY TIPPIREDDY

Your taxpayer identification number

808-84-4544

**Note.** You can claim the qualified business income deduction **only** if you have qualified business income from a qualified trade or business, real estate investment trust dividends, publicly traded partnership income, or a domestic production activities deduction passed through from an agricultural or horticultural cooperative. See instructions.

Use this form if your taxable income, before your qualified business income deduction, is at or below \$164,900 (\$164,925 if married filing separately; \$329,800 if married filing jointly), and you aren't a patron of an agricultural or horticultural cooperative.

<b>1</b>	<b>(a)</b> Trade, business, or aggregation name	<b>(b)</b> Taxpayer identification number	<b>(c)</b> Qualified business income or (loss)
<b>i</b>			
<b>ii</b>			
<b>iii</b>			
<b>iv</b>			
<b>v</b>			
<b>2</b>	Total qualified business income or (loss). Combine lines 1i through 1v, column (c)	<b>2</b>	
<b>3</b>	Qualified business net (loss) carryforward from the prior year	<b>3</b> ( )	
<b>4</b>	Total qualified business income. Combine lines 2 and 3. If zero or less, enter -0-	<b>4</b>	
<b>5</b>	Qualified business income component. Multiply line 4 by 20% (0.20)		<b>5</b>
<b>6</b>	Qualified REIT dividends and publicly traded partnership (PTP) income or (loss) (see instructions)	<b>6</b> 1.	
<b>7</b>	Qualified REIT dividends and qualified PTP (loss) carryforward from the prior year	<b>7</b> ( )	
<b>8</b>	Total qualified REIT dividends and PTP income. Combine lines 6 and 7. If zero or less, enter -0-	<b>8</b> 1.	
<b>9</b>	REIT and PTP component. Multiply line 8 by 20% (0.20)		<b>9</b> 0.
<b>10</b>	Qualified business income deduction before the income limitation. Add lines 5 and 9		<b>10</b> 0.
<b>11</b>	Taxable income before qualified business income deduction (see instructions)	<b>11</b> 302,291.	
<b>12</b>	Net capital gain (see instructions)	<b>12</b> 29.	
<b>13</b>	Subtract line 12 from line 11. If zero or less, enter -0-	<b>13</b> 302,262.	
<b>14</b>	Income limitation. Multiply line 13 by 20% (0.20)		<b>14</b> 60,452.
<b>15</b>	Qualified business income deduction. Enter the smaller of line 10 or line 14. Also enter this amount on the applicable line of your return (see instructions) ▶		<b>15</b> 0.
<b>16</b>	Total qualified business (loss) carryforward. Combine lines 2 and 3. If greater than zero, enter -0-		<b>16</b> ( 0. )
<b>17</b>	Total qualified REIT dividends and PTP (loss) carryforward. Combine lines 6 and 7. If greater than zero, enter -0-		<b>17</b> ( 0. )

**Additional Medicare Tax**

▶ If any line does not apply to you, leave it blank. See separate instructions.  
 ▶ Attach to Form 1040, 1040-SR, 1040-NR, 1040-PR, or 1040-SS.  
 ▶ Go to [www.irs.gov/Form8959](http://www.irs.gov/Form8959) for instructions and the latest information.

Name(s) shown on return

SHARAN TEJ KODUMURU & SAI SUDHA REDDY TIPPIREDDY

Your social security number

808-84-4544

**Part I Additional Medicare Tax on Medicare Wages**

<b>1</b>	Medicare wages and tips from Form W-2, box 5. If you have more than one Form W-2, enter the total of the amounts from box 5 . . . . .	<b>1</b>	353,731.	
<b>2</b>	Unreported tips from Form 4137, line 6 . . . . .	<b>2</b>		
<b>3</b>	Wages from Form 8919, line 6 . . . . .	<b>3</b>		
<b>4</b>	Add lines 1 through 3 . . . . .	<b>4</b>	353,731.	
<b>5</b>	Enter the following amount for your filing status: Married filing jointly . . . . . \$250,000 Married filing separately . . . . . \$125,000 Single, Head of household, or Qualifying widow(er) . . . . . \$200,000	<b>5</b>	250,000.	
<b>6</b>	Subtract line 5 from line 4. If zero or less, enter -0- . . . . .	<b>6</b>		103,731.
<b>7</b>	Additional Medicare Tax on Medicare wages. Multiply line 6 by 0.9% (0.009). Enter here and go to Part II . . . . .	<b>7</b>		934.

**Part II Additional Medicare Tax on Self-Employment Income**

<b>8</b>	Self-employment income from Schedule SE (Form 1040), Part I, line 6. If you had a loss, enter -0- (Form 1040-PR or 1040-SS filers, see instructions.) . . . . .	<b>8</b>		
<b>9</b>	Enter the following amount for your filing status: Married filing jointly . . . . . \$250,000 Married filing separately . . . . . \$125,000 Single, Head of household, or Qualifying widow(er) . . . . . \$200,000	<b>9</b>		
<b>10</b>	Enter the amount from line 4 . . . . .	<b>10</b>		
<b>11</b>	Subtract line 10 from line 9. If zero or less, enter -0- . . . . .	<b>11</b>		
<b>12</b>	Subtract line 11 from line 8. If zero or less, enter -0- . . . . .	<b>12</b>		
<b>13</b>	Additional Medicare Tax on self-employment income. Multiply line 12 by 0.9% (0.009). Enter here and go to Part III . . . . .	<b>13</b>		

**Part III Additional Medicare Tax on Railroad Retirement Tax Act (RRTA) Compensation**

<b>14</b>	Railroad retirement (RRTA) compensation and tips from Form(s) W-2, box 14 (see instructions) . . . . .	<b>14</b>		
<b>15</b>	Enter the following amount for your filing status: Married filing jointly . . . . . \$250,000 Married filing separately . . . . . \$125,000 Single, Head of household, or Qualifying widow(er) . . . . . \$200,000	<b>15</b>		
<b>16</b>	Subtract line 15 from line 14. If zero or less, enter -0- . . . . .	<b>16</b>		
<b>17</b>	Additional Medicare Tax on railroad retirement (RRTA) compensation. Multiply line 16 by 0.9% (0.009). Enter here and go to Part IV . . . . .	<b>17</b>		

**Part IV Total Additional Medicare Tax**

<b>18</b>	Add lines 7, 13, and 17. Also include this amount on Schedule 2 (Form 1040), line 11 (Form 1040-PR or 1040-SS filers, see instructions), and go to Part V . . . . .	<b>18</b>		934.
-----------	---	-----------	--	------

**Part V Withholding Reconciliation**

<b>19</b>	Medicare tax withheld from Form W-2, box 6. If you have more than one Form W-2, enter the total of the amounts from box 6 . . . . .	<b>19</b>	5,775.	
<b>20</b>	Enter the amount from line 1 . . . . .	<b>20</b>	353,731.	
<b>21</b>	Multiply line 20 by 1.45% (0.0145). This is your regular Medicare tax withholding on Medicare wages . . . . .	<b>21</b>	5,129.	
<b>22</b>	Subtract line 21 from line 19. If zero or less, enter -0-. This is your Additional Medicare Tax withholding on Medicare wages . . . . .	<b>22</b>		646.
<b>23</b>	Additional Medicare Tax withholding on railroad retirement (RRTA) compensation from Form W-2, box 14 (see instructions) . . . . .	<b>23</b>		
<b>24</b>	<b>Total Additional Medicare Tax withholding.</b> Add lines 22 and 23. Also include this amount with federal income tax withholding on Form 1040, 1040-SR, or 1040-NR, line 25c (Form 1040-PR or 1040-SS filers, see instructions) . . . . .	<b>24</b>		646.

**Net Investment Income Tax—  
Individuals, Estates, and Trusts**

Department of the Treasury  
Internal Revenue Service (99)

▶ Attach to your tax return.

▶ Go to [www.irs.gov/Form8960](http://www.irs.gov/Form8960) for instructions and the latest information.

Name(s) shown on your tax return

SHARAN TEJ KODUMURU & SAI SUDHA REDDY TIPPIREDDY

Your social security number or EIN

808-84-4544

- Part I Investment Income**  Section 6013(g) election (see instructions)  
 Section 6013(h) election (see instructions)  
 Regulations section 1.1411-10(g) election (see instructions)

<b>1</b>	Taxable interest (see instructions)		<b>1</b>	
<b>2</b>	Ordinary dividends (see instructions)		<b>2</b>	40.
<b>3</b>	Annuities (see instructions)		<b>3</b>	
<b>4a</b>	Rental real estate, royalties, partnerships, S corporations, trusts, etc. (see instructions)	<b>4a</b> -10,400.	<b>4c</b>	-10,400.
<b>b</b>	Adjustment for net income or loss derived in the ordinary course of a non-section 1411 trade or business (see instructions)	<b>4b</b>		
<b>c</b>	Combine lines 4a and 4b			
<b>5a</b>	Net gain or loss from disposition of property (see instructions)	<b>5a</b> -3,000.	<b>5d</b>	-3,000.
<b>b</b>	Net gain or loss from disposition of property that is not subject to net investment income tax (see instructions)	<b>5b</b>		
<b>c</b>	Adjustment from disposition of partnership interest or S corporation stock (see instructions)	<b>5c</b>		
<b>d</b>	Combine lines 5a through 5c			
<b>6</b>	Adjustments to investment income for certain CFCs and PFICs (see instructions)		<b>6</b>	
<b>7</b>	Other modifications to investment income (see instructions)		<b>7</b>	
<b>8</b>	Total investment income. Combine lines 1, 2, 3, 4c, 5d, 6, and 7		<b>8</b>	-13,360.

**Part II Investment Expenses Allocable to Investment Income and Modifications**

<b>9a</b>	Investment interest expenses (see instructions)	<b>9a</b>		<b>9d</b>	
<b>b</b>	State, local, and foreign income tax (see instructions)	<b>9b</b>			
<b>c</b>	Miscellaneous investment expenses (see instructions)	<b>9c</b>			
<b>d</b>	Add lines 9a, 9b, and 9c				
<b>10</b>	Additional modifications (see instructions)		<b>10</b>		
<b>11</b>	Total deductions and modifications. Add lines 9d and 10		<b>11</b>		

**Part III Tax Computation**

<b>12</b>	Net investment income. Subtract Part II, line 11, from Part I, line 8. Individuals, complete lines 13-17. Estates and trusts, complete lines 18a-21. If zero or less, enter -0-		<b>12</b>	0.
<b>Individuals:</b>				
<b>13</b>	Modified adjusted gross income (see instructions)	<b>13</b> 327,991.	<b>16</b>	0.
<b>14</b>	Threshold based on filing status (see instructions)	<b>14</b> 250,000.		
<b>15</b>	Subtract line 14 from line 13. If zero or less, enter -0-	<b>15</b> 77,991.		
<b>16</b>	Enter the smaller of line 12 or line 15			
<b>17</b>	Net investment income tax for individuals. Multiply line 16 by 3.8% (0.038). <b>Enter here and include on your tax return</b> (see instructions)		<b>17</b>	0.
<b>Estates and Trusts:</b>				
<b>18a</b>	Net investment income (line 12 above)	<b>18a</b>	<b>20</b>	
<b>b</b>	Deductions for distributions of net investment income and deductions under section 642(c) (see instructions)	<b>18b</b>		
<b>c</b>	Undistributed net investment income. Subtract line 18b from line 18a (see instructions). If zero or less, enter -0-	<b>18c</b>		
<b>19a</b>	Adjusted gross income (see instructions)	<b>19a</b>	<b>21</b>	
<b>b</b>	Highest tax bracket for estates and trusts for the year (see instructions)	<b>19b</b>		
<b>c</b>	Subtract line 19b from line 19a. If zero or less, enter -0-	<b>19c</b>		
<b>20</b>	Enter the smaller of line 18c or line 19c			
<b>21</b>	Net investment income tax for estates and trusts. Multiply line 20 by 3.8% (0.038). <b>Enter here and include on your tax return</b> (see instructions)			




Illinois Department of Revenue  
**2021 Form IL-1040**  
 Individual Income Tax Return

or for fiscal year ending \_\_\_/\_\_\_/\_\_\_

Over 80% of taxpayers file electronically. It is easy and you will get your refund faster. Visit [tax.illinois.gov](http://tax.illinois.gov).

**Step 1: Personal Information**

1993  
 808-84-4544 748-73-9703 1994  
 SHARAN TEJ KODUMURU  
 SAI SUDHA REDDY TIPPIREDDY  
 10637 MIDLAND MANOR CT  
 SAINT LOUIS MO 63114



SHARANTEJK@GMAIL.COM

- B** Filing status:  Single  Married filing jointly  Married filing separately  Widowed  Head of household  
**C** Check if someone can claim you, or your spouse if filing jointly, as a dependent. See instructions.  You  Spouse  
**D** Check the box if this applies to you during 2021:  Nonresident - Attach Sch. NR  Part-year resident - Attach Sch. NR

**Step 2: Income**

	(Whole dollars only)
1 Federal adjusted gross income from your federal Form 1040 or 1040-SR, Line 11.	1 327,991.00
2 Federally tax-exempt interest and dividend income from your federal Form 1040 or 1040-SR, Line 2a.	2 .00
3 Other additions. Attach Schedule M.	3 .00
4 Total income. Add Lines 1 through 3.	4 327,991.00

**Step 3: Base Income**

5 Social Security benefits and certain retirement plan income received if included in Line 1. Attach Page 1 of federal return.	5 .00
6 Illinois Income Tax overpayment included in federal Form 1040 or 1040-SR, Schedule 1, Ln. 1.	6 .00
7 Other subtractions. Attach Schedule M. Check if Line 7 includes any amount from Schedule 1299-C. <input type="checkbox"/>	7 .00
8 Add Lines 5, 6, and 7. This is the total of your subtractions.	8 .00
9 Illinois base income. Subtract Line 8 from Line 4.	9 327,991.00

**Step 4: Exemptions**

10 a Enter the exemption amount for yourself and your spouse. See instructions.	a 4,750.00
b Check if 65 or older: <input type="checkbox"/> You + <input type="checkbox"/> Spouse # of checkboxes X \$1,000 =	b .00
c Check if legally blind: <input type="checkbox"/> You + <input type="checkbox"/> Spouse # of checkboxes X \$1,000 =	c .00
d If you are claiming dependents, enter the amount from Schedule IL-E/EIC, Step 2, Line 1. Attach Schedule IL-E/EIC.	d 0.00
Exemption allowance. Add Lines 10a through 10d.	10 4,750.00

**Step 5: Net Income and Tax**

11 Residents: Net income. Subtract Line 10 from Line 9. Nonresidents and part-year residents: Enter the Illinois net income from Schedule NR. Attach Schedule NR.	11 6,300.00
12 Residents: Multiply Line 11 by 4.95% (.0495). Cannot be less than zero. Nonresidents and part-year residents: Enter the tax from Schedule NR.	12 312.00
13 Recapture of investment tax credits. Attach Schedule 4255.	13 .00
14 Income tax. Add Lines 12 and 13. Cannot be less than zero.	14 312.00

**Step 6: Tax After Nonrefundable Credits**

15 Income tax paid to another state while an Illinois resident. Attach Schedule CR.	15 .00
16 Property tax and K-12 education expense credit amount from Schedule ICR. Attach Schedule ICR.	16 .00
17 Credit amount from Schedule 1299-C. Attach Schedule 1299-C.	17 .00
18 Add Lines 15, 16, and 17. This is the total of your credits. Cannot exceed the tax amount on Line 14.	18 0.00
19 Tax after nonrefundable credits. Subtract Line 18 from Line 14.	19 312.00

**Step 7: Other Taxes**

20 Household employment tax. See instructions.	20 .00
21 Use tax on internet, mail order, or other out-of-state purchases from UT Worksheet or UT Table in the instructions. Do not leave blank.	21 0.00
22 Compassionate Use of Medical Cannabis Program Act and sale of assets by gaming licensee surcharges.	22 .00
23 Total Tax. Add Lines 19, 20, 21, and 22.	23 312.00

Staple W-2 and 1099 forms here

Staple your check and IL-1040-V

NO HANDWRITTEN ENTRIES ON THIS FORM

This form is authorized as outlined under the Illinois Income Tax Act. Disclosure of this information is required. Failure to provide information could result in a penalty.





24 Total tax from Page 1, Line 23.

24 312.00

Step 8: Payments and Refundable Credit

- 25 Illinois Income Tax withheld. Attach Schedule IL-WIT. 25 316.00
26 Estimated payments from Forms IL-1040-ES and IL-505-I, including any overpayment applied from a prior year return. 26 .00
27 Pass-through withholding. Attach Schedule K-1-P or K-1-T. 27 .00
28 Pass-through entity tax credit. Attach Schedule K-1-P or K-1-T. 28 .00
29 Earned Income Credit from Schedule IL-E/EIC, Step 4, Line 8. Attach Schedule IL-E/EIC. 29 .00
30 Total payments and refundable credit. Add Lines 25 through 29. 30 316.00

Step 9: Total

- 31 If Line 30 is greater than Line 24, subtract Line 24 from Line 30. 31 4.00
32 If Line 24 is greater than Line 30, subtract Line 30 from Line 24. 32 .00

Step 10: Underpayment of Estimated Tax Penalty and Donations - Only complete Step 10 for late-payment penalty for underpayment of estimated tax or to make a voluntary charitable donation.

- 33 Late-payment penalty for underpayment of estimated tax. 33 .00
a Check if at least two-thirds of your federal gross income is from farming.
b Check if you or your spouse are 65 or older and permanently living in a nursing home.
c Check if your income was not received evenly during the year and you annualized your income on Form IL-2210. Attach Form IL-2210.
d Check if you were not required to file an Illinois Individual Income Tax return in the previous tax year.
34 Voluntary charitable donations. Attach Schedule G. 34 .00
35 Total penalty and donations. Add Lines 33 and 34. 35 .00

Step 11: Refund

- 36 If you have an amount on Line 31 and this amount is greater than Line 35, subtract Line 35 from Line 31. This is your overpayment. 36 4.00
37 Amount from Line 36 you want refunded to you. Check one box on Line 38. See instructions. 37 4.00
38 I choose to receive my refund by
a direct deposit - Complete the information below if you check this box.

You may also contribute to college savings funds here. See instructions!

Routing number 0 6 3 1 0 7 5 1 3 X Checking or Savings
Account number 6 7 1 3 3 8 0 8 5 2

- b paper check.

- 39 Amount to be credited forward. Subtract Line 37 from Line 36. See instructions. 39 .00

Step 12: Amount You Owe

- 40 If you have an amount on Line 32, add Lines 32 and 35. - or -
If you have an amount on Line 31 and this amount is less than Line 35, subtract Line 31 from Line 35. This is the amount you owe. See instructions. 40 .00

Step 13: If this is a joint return, both you and your spouse must sign below.

Under penalties of perjury, I state that I have examined this return and, to the best of my knowledge, it is true, correct, and complete.

Table with 6 columns: Sign Here, Your signature, Date (mm/dd/yyyy), Spouse's signature, Date (mm/dd/yyyy), Daytime phone number. Includes fields for Paid Preparer Use Only and Third Party Designee.

Refer to the 2021 IL-1040 Instructions for the address to mail your return.

NO HANDWRITTEN ENTRIES, OTHER THAN SIGNATURE ON THIS FORM





**Step 3: Continued**

		Column A Federal Total	Column B Illinois Portion
<b>Adjustments to Income</b>	21 Enter the Illinois portion of your federal total income from Page 1, Step 3, Line 20.	<b>21</b>	6,390.00
	22 Educator expenses (federal Form 1040 or 1040-SR, Schedule 1, Line 11)	<b>22</b>	.00
	23 Certain business expenses of reservists, performing artists, and fee-basis government officials (federal Form 1040 or 1040-SR, Schedule 1, Line 12)	<b>23</b>	.00
	24 Health savings account deduction (federal Form 1040 or 1040-SR, Schedule 1, Line 13)	<b>24</b>	.00
	25 Moving expenses for members of the Armed Forces (federal Form 1040 or 1040-SR, Schedule 1, Line 14)	<b>25</b>	.00
	26 Deductible part of self-employment tax (federal Form 1040 or 1040-SR, Schedule 1, Line 15)	<b>26</b>	.00
	27 Self-employed SEP, SIMPLE, and qualified plans (federal Form 1040 or 1040-SR, Schedule 1, Line 16)	<b>27</b>	.00
	28 Self-employed health insurance deduction (federal Form 1040 or 1040-SR, Schedule 1, Line 17)	<b>28</b>	.00
	29 Penalty on early withdrawal of savings (federal Form 1040 or 1040-SR, Schedule 1, Line 18)	<b>29</b>	.00
	30 Alimony paid (federal Form 1040 or 1040-SR, Schedule 1, Line 19a)	<b>30</b>	.00
	31 IRA deduction (federal Form 1040 or 1040-SR, Schedule 1, Line 20)	<b>31</b>	.00
	32 Student loan interest deduction (federal Form 1040 or 1040-SR, Schedule 1, Line 21)	<b>32</b>	.00
	33 RESERVED	<b>33</b>	.00
	34 Archer MSA deduction (federal Form 1040 or 1040-SR, Schedule 1, Line 23)	<b>34</b>	.00
	35 Other adjustments (see instructions)	<b>35</b>	.00
	36 Add Column B, Lines 22 through 35. This is the Illinois portion of your federal adjustments to income.	<b>36</b>	.00
	37 Enter your adjusted gross income as reported on your Form IL-1040, Line 1.	<b>37</b>	327,991.00
	38 Subtract Line 36 from Line 21. This is the Illinois portion of your federal adjusted gross income.	<b>38</b>	6,390.00

**Step 4: Figure your Illinois additions and subtractions**

*In Column A, enter the total amounts from your Form IL-1040. You must read the instructions for Column B to properly complete this step.*

		Column A Form IL-1040 Total	Column B Illinois Portion
<b>Illinois Adjustments</b>	39 Federally tax-exempt interest and dividend income (Form IL-1040, Line 2)	<b>39</b>	.00
	40 Other additions (Form IL-1040, Line 3)	<b>40</b>	.00
	41 Add Column B, Lines 38, 39, and 40. This is the Illinois portion of your total income.	<b>41</b>	6,390.00
	42 Federally taxed Social Security and retirement income (Form IL-1040, Line 5)	<b>42</b>	.00
	43 Illinois Income Tax overpayment included on your fed. Form 1040 or 1040-SR, Schedule 1, Line 1. (Form IL-1040, Line 6)	<b>43</b>	.00
	44 Other subtractions (Form IL-1040, Line 7)	<b>44</b>	.00
	45 Add Column B, Lines 42 through 44. This is the total of your Illinois subtractions.	<b>45</b>	.00

**Step 5: Figure your Illinois income and tax**

<b>Tax Calculations</b>	46 Subtract Line 45 from Line 41. If Line 45 is larger than Line 41, enter zero. This is your Illinois base income.	<b>46</b>	6,390.00
	47 Enter the base income from Form IL-1040, Line 9.	<b>47</b>	327,991.00
	48 Divide Line 46 by Line 47 (round to three decimal places). Enter the appropriate decimal. If Line 46 is greater than Line 47, enter 1.000.	<b>48</b>	0.019
	49 Enter your exemption allowance from your Form IL-1040, Line 10.	<b>49</b>	4,750.00
	50 Multiply Line 49 by the decimal on Line 48. This is your Illinois exemption allowance.	<b>50</b>	90.00
	51 Subtract Line 50 from Line 46. This is your <b>Illinois net income</b> . Enter the amount here and on your Form IL-1040, Line 11. →	<b>51</b>	6,300.00
	52 Multiply the amount on Line 51 by 4.95% (.0495). This amount may not be less than zero. Enter the amount here and on your Form IL-1040, Line 12. This is your <b>tax</b> . →	<b>52</b>	312.00



Illinois Department of Revenue

# 2021 Schedule IL-WIT Illinois Income Tax Withheld

Attach to your Form IL-1040. If you have more than five withholding forms, complete multiple copies of this schedule.

IL Attachment No. 31

Use the reference for Column A shown in the chart below.

Form Type	Letter Code for Column A	Form Type	Letter Code for Column A
W-2	W	1099-DIV	D
W-2G	WG	1099-INT	I
1099-R	R	1042-S	S
1099-G	G	1099-B	B
1099-MISC	M	1099-K	K
1099-OID	O	1099-NEC	N

## Step 1: Provide your withholding records (include all W-2 and 1099 forms that show Illinois withholding)

SHARAN TEJ KODUMURU

Your name as shown on Form IL-1040

8 0 8 - 8 4 - 4 5 4 4  
Your Social Security number

Column A Form type	Column B Employer/Payer Identification Number	Column C Federal Wages, Winnings, Gross Distributions, Compensation, etc.	Column D Illinois Wages, Winnings, Gross Distributions, Compensation, etc.	Column E Illinois Income Tax Withheld
1 _____	_____	\$ _____ .00	\$ _____ .00	\$ _____ .00
2 _____	_____	\$ _____ .00	\$ _____ .00	\$ _____ .00
3 _____	_____	\$ _____ .00	\$ _____ .00	\$ _____ .00
4 _____	_____	\$ _____ .00	\$ _____ .00	\$ _____ .00
5 _____	_____	\$ _____ .00	\$ _____ .00	\$ _____ .00

## Step 2: Provide spouse's withholding records (include all W-2 and 1099 forms that show Illinois withholding)

SAI SUDHA REDDY TIPPIREDDY

Your spouse's name as shown on Form IL-1040

7 4 8 - 7 3 - 9 7 0 3  
Your spouse's Social Security number

Column A Form type	Column B Employer/Payer Identification Number	Column C Federal Wages, Winnings, Gross Distributions, Compensation, etc.	Column D Illinois Wages, Winnings, Gross Distributions, Compensation, etc.	Column E Illinois Income Tax Withheld
6 W	26-4305460	\$ 27,495.00	\$ 6,390.00	\$ 316.00
7 _____	_____	\$ _____ .00	\$ _____ .00	\$ _____ .00
8 _____	_____	\$ _____ .00	\$ _____ .00	\$ _____ .00
9 _____	_____	\$ _____ .00	\$ _____ .00	\$ _____ .00
10 _____	_____	\$ _____ .00	\$ _____ .00	\$ _____ .00

## Step 3: Total Illinois withholding

11 Add the amounts in Column E for Lines 1 through 10 (and the amounts from Column E of any additional copies you attached). This is the total amount of your Illinois income tax withheld.

Enter this amount here and on Form IL-1040, Line 25.

11 \$ 316.00

➔ Attach all Schedules IL-WIT to your IL-1040. ➔





Illinois Department of Revenue

Submission ID boxes

2021 IL-8453 Illinois Individual Income Tax Electronic Filing Declaration

(Do not mail Form IL-8453 to the Illinois Department of Revenue unless it is requested for review.)

Step 1: Provide taxpayer information

SHARAN TEJ SAI SUDHA REDDY TIPPIREDDY KODUMURU
First name and middle initial Spouse's first name (and last name if different) Last name
Social Security number
10637 MIDLAND MANOR CT
Mailing address
SAINT LOUIS MO 63114
City State ZIP
(954) 224-4798
Daytime phone number

Step 2: Complete information from tax return

1 Net income from Form IL-1040, Line 11 1 6,300.00
2 Tax from Form IL-1040, Line 14 2 312.00
3 Illinois Income Tax withheld from Form IL-1040, Line 25 only (enter "0" if none) 3 316.00
4 Overpayment from Form IL-1040, Line 36 4 4.00
5 Total amount due from Form IL-1040, Line 40 5 1.00
6 Filing status: Single Married filing jointly Married filing separately Widowed Head of household

Step 3: Complete direct deposit of refund or electronic funds withdrawal information (Optional)

To initiate a payment or refund transaction, the information in this Step must be included within the electronic transmission. Illinois does not support international ACH transactions. IDOR will only perform direct transactions (e.g., debit, deposit) with financial institutions located within the United States or those not funded by international funds. Electronic payments will not be accepted and refunds will be via paper check.

7 Routing no. (RN): 063107513
8 Account no. (AN): 6713380852
9 Type of account: X Checking Savings
10 Date the payment is to be electronically withdrawn: / /
11 Electronic funds withdrawal amount: 1.00
12 Name on account:

Step 4: Taxpayer declaration and signature (Sign only after completing Step 2 and, if applicable, Step 3.)

- I consent that my refund may be directly deposited as designated in Step 3 and declare the information on Lines 7 through 9 is correct.
I authorize the Illinois Department of Revenue (IDOR) and its designated financial agent to initiate an ACH electronic funds withdrawal as designated in the electronic portion of my 2021 Illinois Individual Income Tax return.
I do not want direct deposit of my refund, or an electronic funds withdrawal (direct debit) of my balance due.

Under penalties of perjury, I declare the information on my electronic Form IL-1040 and the information I provided to my electronic return originator (ERO) are identical. To the best of my knowledge, my return is true, correct, and complete. I consent that my return, this declaration, and accompanying information may be sent to IDOR by my ERO. I authorize IDOR to inform my ERO and/or the transmitter when my return has been accepted or rejected. If rejected, I authorize IDOR to identify the reason(s) so the return may be corrected and retransmitted if possible.

Sign here Your signature Date Spouse's signature (if joint return, both must sign) Date

Step 5: Electronic return originator (ERO) and paid preparer declaration and signature

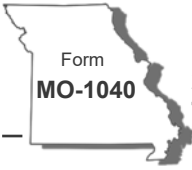
I declare that I have examined this taxpayer's electronic Form IL-1040, the information on this Form IL-8453, and accompanying information. I have followed all requirements of this program and declare, under penalties of perjury, that to the best of my knowledge the taxpayer's return and accompanying information are true, correct, and complete.

ERO's signature Date 03/05/2022
GLOBAL TAXES LLC
Firm's name or your name if self-employed
2530 Pebble Creek Ln
Mailing address
Cumming GA 30041
City State ZIP
Check if paid preparer: X (See instructions.)
P 0 2 0 8 2 7 0 3
Your PTIN
3 0 - 1 0 1 7 1 9 6
Federal employer identification number (FEIN)
(678) 965-9522
Daytime phone number

Step 6: Attach required documents (e.g., W-2 forms, 1099 forms, IL-1310).

Do not mail Form IL-8453 and these documents unless requested for review.






MISSOURI DEPARTMENT OF  
**REVENUE**  
2021 Individual Income  
Tax Return - Long Form

For Calendar Year January 1 - December 31, 2021

Print in BLACK ink only and DO NOT STAPLE.



**Amended Return**     **Composite Return**  
(For use by S corporations or Partnerships)

**Federal Extension** - Select this box if you have an approved federal extension. Attach a copy Federal Extension (Form 4868).

If filing a fiscal year return enter the beginning and ending dates here.

Fiscal Year Beginning (MM/DD/YY)    Fiscal Year Ending (MM/DD/YY)

--	--	--	--	--	--

**Vendor Code**

1555

**Department Use Only**

--	--	--

**Filing Status**

Single     Claimed as a Dependent     Married Filing Combined     Married Filing Separately     Head of Household     Qualifying Widow(er)

Age 62 through 64    Age 65 or Older    Blind    100% Disabled    Non-Obligated Spouse

Yourself  Spouse     Yourself  Spouse     Yourself  Spouse     Yourself  Spouse     Yourself  Spouse

**Name**

Social Security Number	Deceased in 2021	Spouse's Social Security Number	Deceased in 2021
808 - 84 - 4544		748 - 73 - 9703	
First Name	M.I.	Last Name	Suffix
SHARAN TEJ		KODUMURU	
Spouse's First Name	M.I.	Spouse's Last Name	Suffix
SAI SUDHA REDDY		TIPPIREDDY	

In Care Of Name (Attorney, Executor, Personal Representative, etc.)

**Address**

Present Address (Include Apartment Number or Rural Route)

10637 MIDLAND MANOR CT

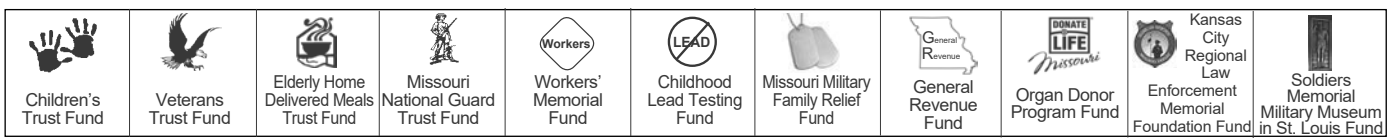
City, Town, or Post Office    State    ZIP Code

SAINT LOUIS    MO    63114 -

County of Residence

STCO

You may contribute to any one or all of the trust funds on Line 48. See pages 11-12 of the instructions for more trust fund information.



Income

	Yourself (Y)			Spouse (S)		
1. Federal adjusted gross income from federal return (see worksheet on page 7 of the instructions) . . . . .	1Y	248748	00	1S	79243	00
2. Total additions (from <b>Form MO-A</b> , Part 1, Line 7) . . . . .	2Y		00	2S		00
3. Total income - Add Lines 1 and 2. . . . .	3Y	248748	00	3S	79243	00
4. Total subtractions (from Form MO-A, Part 1, Line 18) . . . . .	4Y		00	4S		00
5. Missouri adjusted gross income - Subtract Line 4 from Line 3. . . . .	5Y	248748	00	5S	79243	00
6. Total Missouri adjusted gross income - Add columns 5Y and 5S . . . . .	6	327991	00			
7. Income percentages - Divide columns 5Y and 5S by total on Line 6. (Must equal 100%) . . . . .	7Y	76	%	7S	24	%

Exemptions and Deductions

8. Pension, Social Security and Social Security Disability exemption (from Form MO-A, Part 3, Section D) . . . . .	8		00
9. Tax from federal return . . . . .	9	60588	00
10. Other tax from federal return. . . . .	10	1	00
11. Total tax from federal return. Do not enter federal income tax withheld. . . . .	11	60589	00
12. Federal tax percentage – Enter the percentage based on your Missouri Adjusted Gross Income, Line 6. Use the chart below to find your percentage . . . . .	12	0.00	%

Missouri Adjusted Gross Income Range, Line 6: Federal Tax Percentage:

\$25,000 or less . . . . .	35%
\$25,001 to \$50,000 . . . . .	25%
\$50,001 to \$100,000 . . . . .	15%
\$100,001 to \$125,000 . . . . .	5%
\$125,001 or more . . . . .	0%

13. Federal income tax deduction – Multiply Line 11 by the percentage on Line 12. Enter this amount not to exceed \$5,000 for an individual or \$10,000 for combined filers. . . . .	13	0	00
14. Missouri standard deduction or itemized deductions. (If itemizing, See Form MO-A, Part 2) • Single or Married Filing Separate-\$12,550      • Head of Household-\$18,800 • Married Filing Combined or Qualifying Widow(er)-\$25,100 Note: If age 65 or older, blind, or claimed as a dependent, see page 8 . . . . .	14	25100	00
15. Long-term care insurance deduction . . . . .	15		00
16. Health care sharing ministry deduction. . . . .	16		00
17. Active Duty Military income deduction . . . . .	17		00
18. Inactive Duty Military income deduction . . . . .	18		00
19. Bring jobs home deduction . . . . .	19		00
20. Transportation facilities deduction . . . . .	20		00

A. Port Cargo Expansion     B. International Trade Facility     C. Qualified Trade Activities



Deductions Continued

21. First Time Home Buyers deduction.	A.	<input type="text"/>	B.	<input type="text"/>	21	<input type="text"/>	.00
22. Long Term Dignity Savings Account Deduction.....					22	<input type="text"/>	.00
23. Total deductions - Add Lines 8 and 13 through 22.....					23	25100	.00
24. Subtotal - Subtract Line 23 from Line 6.....					24	302891	.00
25. Multiply Line 24 by appropriate percentages (%) on Lines 7Y and 7S.....	25Y	230197	.00	25S	72694	.00	
26. Enterprise zone or rural empowerment zone income modification.....	26Y	<input type="text"/>	.00	26S	<input type="text"/>	.00	

Tax

27. Taxable income - Subtract Line 26 from Line 25.....	27Y	230197	.00	27S	72694	.00
28. Tax (see tax chart on page 26 of the instructions),.....	28Y	12244	.00	28S	3738	.00
29. Resident credit - Attach <b>Form MO-CR</b> and other states' income tax return(s).....	29Y	312	.00	29S	0	.00
30. Missouri income percentage - Enter 100% unless you are completing <b>Form MO-NRI</b> . Attach Form MO-NRI and a copy of your federal return if less than 100%.....	30Y	100	%	30S	100	%
31. Balance - Subtract Line 29 from Line 28; OR multiply Line 28 by percentage on Line 30.....	31Y	11932	.00	31S	3738	.00
32. Other taxes - Select box and attach federal form indicated.  <input type="checkbox"/> Lump sum distribution (Form 4972)  <input type="checkbox"/> Recapture of low income housing credit (Form 8611)	32Y	<input type="text"/>	.00	32S	<input type="text"/>	.00
33. Subtotal - Add Lines 31 and 32.....	33Y	11932	.00	33S	3738	.00
34. Total Tax - Add Lines 33Y and 33S.....				34	15670	.00

Payments and Credits

35. MISSOURI tax withheld - Attach Forms W-2 and 1099.....	35	16419	.00
36. 2021 Missouri estimated tax payments - Include overpayment from 2020 applied to 2021.....	36	<input type="text"/>	.00
37. Missouri tax payments for nonresident partners or S corporation shareholders - Attach Forms <b>MO-2NR</b> and <b>MO-NRP</b> .....	37	<input type="text"/>	.00
38. Missouri tax payments for nonresident entertainers - Attach <b>Form MO-2ENT</b> .....	38	<input type="text"/>	.00
39. Amount paid with Missouri extension of time to file ( <b>Form MO-60</b> ).....	39	<input type="text"/>	.00
40. Miscellaneous tax credits (from <b>Form MO-TC</b> , Line 13) - Attach Form MO-TC.....	40	<input type="text"/>	.00
41. Property tax credit - Attach <b>Form MO-PTS</b> .....	41	<input type="text"/>	.00
42. Total payments and credits - Add Lines 35 through 41.....	42	16419	.00



21322031555

**Skip Lines 43 through 45 if you are not filing an amended return.**

43. Amount paid on original return. . . . . 43  . 00

44. Overpayment as shown (or adjusted) on original return . . . . . 44  . 00

**Indicate Reason for Amending**

Amended Return

A. Federal audit. . . . . Enter date of IRS report (MM/DD/YY)

B. Net Operating Loss carryback . . . . . Enter year of loss (YY)

C. Investment tax credit carryback . . . . . Enter year of credit (YY)

D. Correction other than A, B, or C. . . . . Enter date of federal amended return, if filed. (MM/DD/YY)

45. Amended return total payments and credits - Add Lines 42 and 43; subtract Line 44.  
 Enter on Line 45. . . . . 45  . 00

46. If Line 42, or if amended return, Line 45, is larger than Line 34, enter the difference.  
 Amount of OVERPAYMENT . . . . . 46  749 . 00

47. Amount of Line 46 to be applied to your 2022 estimated tax . . . . . 47  . 00

48. Enter the amount of your donation in the trust fund boxes below. See instructions for additional trust fund codes.

Refund

48a. Children's Trust Fund  . 00    48b. Veterans Trust Fund  . 00    48c. Elderly Home Delivered Meals Trust Fund  . 00    48d. Missouri National Guard Trust Fund  . 00

48e. Workers' Memorial Fund  . 00    48f. Childhood Lead Testing Fund  . 00    48g. Missouri Military Family Relief Fund  . 00    48h. General Revenue Fund  . 00

48i. Organ Donor Program Fund  . 00    48j. Kansas City Regional Law Enforcement Memorial Foundation Fund  . 00    48k. Soldiers Memorial Military Museum in St. Louis Fund  . 00

48l. Additional Fund Code  Additional Fund Amount  . 00    48m. Additional Fund Code  Additional Fund Amount  . 00

Total Donation - Add amounts from Boxes 48a through 48m and enter here . . . . . 48  . 00

49. Amount of Line 46 to be deposited into a Missouri 529 Education Plan (MOST) account. Enter the total deposit amount from **Form 5632**. . . . . 49  . 00

50. **REFUND** - Subtract Lines 47, 48, and 49 from Line 46 and enter here . . . . . 50  749 . 00

Reserved



Amount Due

51. If Line 34 is larger than Line 42 or Line 45, enter the difference.  
 Amount of UNDERPAYMENT . . . . . 51  . 00

52. Underpayment of estimated tax penalty - Attach **Form MO-2210**. Enter penalty amount here . . . 52  . 00

Select this box if you are a farmer exempt from the underpayment of estimated tax penalty.

53. **AMOUNT DUE** - Add Lines 51 and 52.  
 If you pay by check, you authorize the Department of Revenue to process the check electronically. Any returned check may be presented again electronically . . . . . 53  . 00

Under penalties of perjury, I declare that I have examined this return, including accompanying schedules and statements, and to the best of my knowledge and belief it is true, correct, and complete. By signing or entering my name in the "Signature" field(s) below, I am providing the Department of Revenue with my signature as required under **Section 143.561, RSMo**. Declaration of preparer (other than taxpayer) is based on all information of which he or she has knowledge. As provided in **Chapter 143, RSMo**, a penalty of up to \$500 shall be imposed on any individual who files a frivolous return. I also declare under penalties of perjury that I employ no illegal or unauthorized aliens as defined under federal law and that I am not eligible for any tax exemption, credit, or abatement if I employ such aliens.

Signature

Signature	<input type="text"/>			Date (MM/DD/YY)	<input type="text"/>	<input type="text"/>	<input type="text"/>
Spouse's Signature (If filing combined, BOTH must sign)	<input type="text"/>			Date (MM/DD/YY)	<input type="text"/>	<input type="text"/>	<input type="text"/>
E-mail Address	<input type="text" value="SYAM@GTAXFILE.COM"/>			Daytime Telephone	<input type="text" value="9542244798"/>		
Preparer's Signature	<input type="text" value="SYAM PRIYA RAM SAGAR GUPTA TALLAM"/>			Date (MM/DD/YY)	<input type="text" value="03"/>	<input type="text" value="05"/>	<input type="text" value="22"/>
Preparer's FEIN, SSN, or PTIN	<input type="text" value="30-1017196"/>			Preparer's Telephone	<input type="text" value="6789659522"/>		
Preparer's Address	<input type="text" value="2530 PEBBLE CREEK LN CUMMING"/>			State	<input type="text" value="GA"/>	ZIP Code	<input type="text" value="30041"/>

I authorize the Director of Revenue or delegate to discuss my return and attachments with the preparer or any member of the preparer's firm . . . . .  Yes  No

Did you pay a tax return preparer to complete your return, but the preparer failed to sign the return or provide an Internal Revenue Service preparer tax identification number? If you marked yes, please insert the preparer's name, address, and phone number in the applicable sections of the signature block above. . . . .  Yes  No



21322051555

**Department Use Only**

A  FA  E10  DE  F  .

Form MO-1040 (Revised 12-2021)

**Mail to: Balance Due:**  
 Missouri Department of Revenue  
 P.O. Box 329  
 Jefferson City, MO 65105-0329

**Refund or No Amount Due:**  
 Missouri Department of Revenue  
 P.O. Box 500  
 Jefferson City, MO 65105-0500

**Fax:** (573) 522-1762  
**Email:** [income@dor.mo.gov](mailto:income@dor.mo.gov)

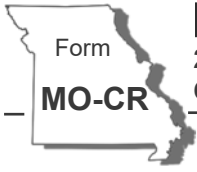


**Phone:** (573) 751-7200

**Phone:** (573) 751-3505

**Ever served on active duty in the United States Armed Forces?**  
 If yes, visit [dor.mo.gov/military/](http://dor.mo.gov/military/) to see the services and benefits we offer to all eligible military individuals. A list of all state agency resources and benefits can be found at [veteranbenefits.mo.gov/state-benefits/](http://veteranbenefits.mo.gov/state-benefits/).

Visit [dor.mo.gov/taxation/individual/tax-types/income/](http://dor.mo.gov/taxation/individual/tax-types/income/) for additional information.



MISSOURI DEPARTMENT OF  
**REVENUE**  
**2021 Credit for Income Taxes Paid To  
 Other States or Political Subdivisions**

Complete this form if you or your spouse have income from another state or political subdivision. If you had multiple credits, complete a separate form for each state or political subdivision.

Attach Form MO-CR and **all income tax returns** for each state or political subdivision to Form MO-1040.

Name	Social Security Number
<input type="text" value="SHARAN TEJ KODUMURU"/>	<input type="text" value="808"/> - <input type="text" value="84"/> - <input type="text" value="4544"/>

Spouse's Name	Spouse's Social Security Number
<input type="text" value="SAI SUDHA REDDY TIPPIREDDY"/>	<input type="text" value="748"/> - <input type="text" value="73"/> - <input type="text" value="9703"/>

	Yourself (Y)		Spouse (S)	
1. Claimant's total adjusted gross income (Form MO-1040, Line 5Y and Line 5S) . . . . .	<input type="text" value="1Y"/>	<input type="text" value="248748"/> <input type="text" value="00"/>	<input type="text" value="1S"/>	<input type="text" value="79243"/> <input type="text" value="00"/>
2. Claimant's Missouri income tax (Form MO-1040, Line 28Y and 28S). Use the two letter abbreviation for the state or name of political subdivision. See the table on back for the two letter abbreviation, or enter the name of the political subdivision below. _____	<input type="text" value="2Y"/>	<input type="text" value="12244"/> <input type="text" value="00"/>	<input type="text" value="2S"/>	<input type="text" value="3738"/> <input type="text" value="00"/>
		State of: <input type="text" value="IL"/>		State of: <input type="text"/>
3. Wages and commissions. . . . .	<input type="text" value="3Y"/>	<input type="text" value="6390"/> <input type="text" value="00"/>	<input type="text" value="3S"/>	<input type="text" value="0"/> <input type="text" value="00"/>
4. Other income (Describe nature _____) . . . . .	<input type="text" value="4Y"/>	<input type="text" value="0"/> <input type="text" value="00"/>	<input type="text" value="4S"/>	<input type="text" value="0"/> <input type="text" value="00"/>
5. Total - Add Lines 3 and 4. . . . .	<input type="text" value="5Y"/>	<input type="text" value="6390"/> <input type="text" value="00"/>	<input type="text" value="5S"/>	<input type="text" value="0"/> <input type="text" value="00"/>
6. Less, related adjustments (Federal Form 1040 or 1040-SR, . . . Line 10). . . . .	<input type="text" value="6Y"/>	<input type="text"/> <input type="text"/>	<input type="text" value="6S"/>	<input type="text"/> <input type="text"/>
7. Net amounts - Subtract Line 6 from Line 5 . . . . .	<input type="text" value="7Y"/>	<input type="text" value="6390"/> <input type="text" value="00"/>	<input type="text" value="7S"/>	<input type="text" value="0"/> <input type="text" value="00"/>
8. Percentage of your income taxed - Divide Line 7 by Line 1 . . . . .	<input type="text" value="8Y"/>	<input type="text" value="3."/> %	<input type="text" value="8S"/>	<input type="text" value="0."/> %
9. Maximum credit - Multiply Line 2 by percentage on Line 8 . . . . .	<input type="text" value="9Y"/>	<input type="text" value="367"/> <input type="text" value="00"/>	<input type="text" value="9S"/>	<input type="text" value="0"/> <input type="text" value="00"/>
10. Income tax you paid to another state or political subdivision. <b>This is not income tax withheld.</b> The income tax is reduced by all credits, except withholding and estimated tax. . . . .	<input type="text" value="10Y"/>	<input type="text" value="312"/> <input type="text" value="00"/>	<input type="text" value="10S"/>	<input type="text" value="0"/> <input type="text" value="00"/>
11. Credit - Enter the smaller amount of Line 9 or Line 10 here and on Form MO-1040, Line 29Y or Line 29S. If you have multiple credits, add the amounts on Line 11 from each Form MO-CR before entering on Form MO-1040 . . . . .	<input type="text" value="11Y"/>	<input type="text" value="312"/> <input type="text" value="00"/>	<input type="text" value="11S"/>	<input type="text" value="0"/> <input type="text" value="00"/>