

Gain / Loss report

sampath kumar reddy mandadi | 0fdf2f7f-cbcb-5f2a-83f5-3754d6c8f121 | sampathreddy433@gmail.com

About report

This report includes all taxable activity with realized gains or losses. For US customers, Sells and Converts are taxable events that realize gains. This report does not include taxable events like Staking or Coinbase Earn that result in income. For final tax obligations, please consult your tax advisor.

Report legend

Short-term

The tax you pay on capital gains or losses depends on how long you hold the asset. If you hold an asset for 1 year or less, you pay the short term capital gains tax rate.

Long-term

The tax you pay on capital gains or losses depends on how long you hold the asset. If you hold an asset for 1 year and 1 day, or longer, you pay the long term capital gains tax rate.

Proceeds

The amount of money you received when you sold your cryptocurrency. If you received USD in exchange for your cryptocurrency then the cash you received is your proceeds. If you exchanged one cryptocurrency for another it will be the dollar value of the crypto you received.


Summary

Cost Basis Method: **HIFO**

Data source	Long-term	Short-term	Total gains/losses
Coinbase	\$7,675.21	\$581.35	\$8,256.56
Total	\$7,675.21	\$581.35	\$8,256.56


Data source: Coinbase

These are taxable transactions incurring realized gains or losses where Coinbase all relevant data points.

Date Sold	Event	Amount	Proceeds	Cost Basis	Long Term	Short Term	Total Gains/Losses
01/03/2021	 Sold BTC	0.08752033	\$2,955.30	\$711.86	\$2,243.44	None	\$2,243.44


Date Acquired (Tax Lots)

03/23/2018	0.08752033 BTC	\$2,955.30	\$711.86	\$2,243.44	None
------------	----------------	------------	----------	------------	------

Date Sold	Event	Amount	Proceeds	Cost Basis	Long Term	Short Term	Total Gains/Losses
01/04/2021	 Sold ETH	1.4016782	\$1,326.93	\$1,192.40	\$134.53	None	\$134.53


Date Acquired (Tax Lots)

02/09/2018	0.24528494 ETH	\$232.20	\$192.40	\$39.80	None
02/09/2018	1.15639326 ETH	\$1,094.73	\$1,000.00	\$94.73	None

Date Sold	Event	Amount	Proceeds	Cost Basis	Long Term	Short Term	Total Gains/Losses
01/08/2021	 Sold BTC	0.01771286	\$709.48	\$144.07	\$565.41	None	\$565.41


Date Acquired (Tax Lots)

03/23/2018	0.01771286 BTC	\$709.48	\$144.07	\$565.41	None
------------	----------------	----------	----------	----------	------

Date Sold	Event	Amount	Proceeds	Cost Basis	Long Term	Short Term	Total Gains/Losses
01/08/2021	 Sold ETH	0.41109693	\$492.55	\$322.46	\$170.09	None	\$170.09


Date Acquired (Tax Lots)

02/09/2018	0.41109693 ETH	\$492.55	\$322.46	\$170.09	None
------------	----------------	----------	----------	----------	------

Date Sold	Event	Amount	Proceeds	Cost Basis	Long Term	Short Term	Total Gains/Losses
01/15/2021	 Sold LINK	89.81936692	\$1,720.28	\$250.00	\$1,470.28	None	\$1,470.28


Date Acquired (Tax Lots)

11/18/2019	89.81936692 LINK	\$1,720.28	\$250.00	\$1,470.28	None
------------	------------------	------------	----------	------------	------

Date Sold	Event	Amount	Proceeds	Cost Basis	Long Term	Short Term	Total Gains/Losses
02/13/2021	 Sold LINK	44.90968346	\$1,354.54	\$125.00	\$1,229.54	None	\$1,229.54

Date Acquired (Tax Lots)


11/18/2019	44.90968346 LINK	\$1,354.54	\$125.00	\$1,229.54	None
------------	------------------	------------	----------	------------	------

Date Sold	Event	Amount	Proceeds	Cost Basis	Long Term	Short Term	Total Gains/Losses
02/13/2021	 Sold ETH	0.30924223	\$563.50	\$242.57	\$320.93	None	\$320.93

Date Acquired (Tax Lots)


02/09/2018	0.30924223 ETH	\$563.50	\$242.57	\$320.93	None
------------	----------------	----------	----------	----------	------

Date Sold	Event	Amount	Proceeds	Cost Basis	Long Term	Short Term	Total Gains/Losses
02/13/2021	 Sold BCH	0.58782643	\$336.13	\$500.00	-\$163.87	None	-\$163.87
Date Acquired (Tax Lots)							
	06/13/2018	0.58782643 BCH	\$336.13	\$500.00	-\$163.87	None	
Date Sold	Event	Amount	Proceeds	Cost Basis	Long Term	Short Term	Total Gains/Losses
04/11/2021	 Sold BCH	0.58782643	\$402.30	\$500.00	-\$97.70	None	-\$97.70
Date Acquired (Tax Lots)							
	06/13/2018	0.58782643 BCH	\$402.30	\$500.00	-\$97.70	None	
Date Sold	Event	Amount	Proceeds	Cost Basis	Long Term	Short Term	Total Gains/Losses
04/12/2021	 Sold ETH	0.1608545	\$344.78	\$126.17	\$218.61	None	\$218.61
Date Acquired (Tax Lots)							
	02/09/2018	0.1608545 ETH	\$344.78	\$126.17	\$218.61	None	
Date Sold	Event	Amount	Proceeds	Cost Basis	Long Term	Short Term	Total Gains/Losses
04/13/2021	 Sold BTC	0.01585709	\$985.10	\$128.98	\$856.12	None	\$856.12
Date Acquired (Tax Lots)							
	03/23/2018	0.01585709 BTC	\$985.10	\$128.98	\$856.12	None	

Date Sold	Event	Amount	Proceeds	Cost Basis	Long Term	Short Term	Total Gains/Losses
04/14/2021	 Sold LINK	21.64518435	\$788.08	\$60.25	\$727.83	None	\$727.83


Date Acquired (Tax Lots)

11/18/2019	21.64518435 LINK	\$788.08	\$60.25	\$727.83	None
------------	------------------	----------	---------	----------	------

Date Sold	Event	Amount	Proceeds	Cost Basis	Long Term	Short Term	Total Gains/Losses
05/06/2021	 Sold DASH	7.67951366	\$3,189.00	\$3,000.00	None	\$189.00	\$189.00

Date Acquired (Tax Lots)

05/06/2021	7.67951366 DASH	\$3,189.00	\$3,000.00	None	\$189.00
------------	-----------------	------------	------------	------	----------

Date Sold	Event	Amount	Proceeds	Cost Basis	Long Term	Short Term	Total Gains/Losses
10/26/2021	 Sold SHIB	12188032.08377568	\$492.55	\$100.20	None	\$392.35	\$392.35

Date Acquired (Tax Lots)

09/20/2021	12188032.08377568 SHIB	\$492.55	\$100.20	None	\$392.35
------------	------------------------	----------	----------	------	----------