

Gain / Loss report


Bala Satya Mani Shankar Karri | 2e5c7797-39e5-5c5f-a057-73c95236e9ee | karri.manishankar@gmail.com

About report

This report includes all taxable activity with realized gains or losses. For US customers, Sells and Converts are taxable events that realize gains. This report does not include taxable events like Staking or Coinbase Earn that result in income. For final tax obligations, please consult your tax advisor.

Summary

Cost Basis Method: **HIFO**

Data source	Long-term	Short-term	Total gains/losses
Coinbase	None	\$1,084.68	\$1,084.68
 Not Available	\$4.88	\$3,417.59	\$3,422.47
Total	\$4.88	\$4,502.27	\$4,507.15

Report legend

Short-term

The tax you pay on capital gains or losses depends on how long you hold the asset. If you hold an asset for 1 year or less, you pay the short term capital gains tax rate.

Long-term


The tax you pay on capital gains or losses depends on how long you hold the asset. If you hold an asset for 1 year and 1 day, or longer, you pay the long term capital gains tax rate.

Proceeds

The amount of money you received when you sold your cryptocurrency. If you received USD in exchange for your cryptocurrency then the cash you received is your proceeds. If you exchanged one cryptocurrency for another it will be the dollar value of the crypto you received.

Some data not available

Why?

When you transfer crypto to Coinbase and you acquired it elsewhere, Coinbase does not have a record of the asset's original cost basis and/or date acquired. For these transactions, we indicate that these data points are not available with .


How to treat these transactions


Section 1

Data source: Coinbase

We estimate your gains/losses for these transactions by assuming \$0 cost basis and treating your date received as date acquired. Before filing your taxes, work with your tax professional or follow our guide to prepare these data points to accurately report your gains or losses.


These are taxable transactions incurring realized gains or losses where Coinbase all relevant data points.

Date Sold	Event	Amount	Proceeds	Cost Basis	Long Term	Short Term	Total Gains/losses
05/26/2021	 Sold STORJ	532.29455804	\$591.44	\$500.00	None	\$91.44	\$91.44
Date Acquired (Tax)							
	05/24/2021	532.29455804 STORJ	\$591.44	\$500.00	None	\$91.44	

Date Sold	Event	Amount	Proceeds	Cost Basis	Long Term	Short Term	Total Gains/losses
05/26/2021	 Sold MATIC	3301.59236619	\$6,616.55	\$4,100.00	None	\$2,516.55	\$2,516.55


Date Acquired (Tax)

05/23/2021	232.86986308 MATIC	\$466.68	\$200.00	None	\$266.68
05/23/2021	88.63853368 MATIC	\$177.64	\$100.00	None	\$77.64
05/23/2021	91.72117368 MATIC	\$183.81	\$100.00	None	\$83.81
05/21/2021	565.07909198 MATIC	\$1,132.45	\$700.00	None	\$432.45
05/23/2021	93.45276714 MATIC	\$187.28	\$100.00	None	\$87.28
05/23/2021	91.88706634 MATIC	\$184.15	\$100.00	None	\$84.15
05/23/2021	208.34291715 MATIC	\$417.53	\$200.00	None	\$217.53
05/21/2021	695.70034334 MATIC	\$1,394.22	\$1,000.00	None	\$394.22
05/23/2021	88.26569421 MATIC	\$176.89	\$100.00	None	\$76.89
05/23/2021	342.475901 MATIC	\$686.34	\$400.00	None	\$286.34
05/25/2021	312.99256495 MATIC	\$627.25	\$500.00	None	\$127.25
05/22/2021	490.16644964 MATIC	\$982.32	\$600.00	None	\$382.32

Date Sold	Event	Amount	Proceeds	Cost Basis	Long Term	Short Term	Total Gains/losses
11/26/2021	 Sold MATIC	2144.83418456	\$3,546.36	\$4,127.75	None	-\$581.39	-\$581.39


Date Acquired (Tax)

05/28/2021	2144.83418456 MATIC	\$3,546.36	\$4,127.75	None	-\$581.39
------------	---------------------	------------	------------	------	-----------

Date Sold	Event	Amount	Proceeds	Cost Basis	Long Term	Short Term	Total Gains/losses
11/26/2021	 Sold MATIC	4229.78117882	\$7,051.35	\$6,880.24	None	\$171.11	\$171.11


Date Acquired (Tax)

05/28/2021	453.23398893 MATIC	\$755.57	\$872.25	None	-\$116.68
05/29/2021	119.53768568 MATIC	\$199.28	\$200.00	None	-\$0.72
06/11/2021	1573.57171772 MATIC	\$2,623.26	\$2,000.00	None	\$623.26
05/29/2021	62.49343725 MATIC	\$104.18	\$100.00	None	\$4.18
05/28/2021	549.99321802 MATIC	\$916.88	\$1,000.00	None	-\$83.12
05/29/2021	284.72379347 MATIC	\$474.66	\$500.00	None	-\$25.34
05/28/2021	1186.22733775 MATIC	\$1,977.53	\$2,207.99	None	-\$230.46

Date Sold	Event	Amount	Proceeds	Cost Basis	Long Term	Short Term	Total Gains/losses
11/26/2021	 Sold MATIC	4348.05140962	\$7,205.71	\$7,497.71	None	-\$292.00	-\$292.00

Date Acquired (Tax)

11/26/2021	4348.05140962 MATIC	\$7,205.71	\$7,497.71	None	-\$292.00
------------	---------------------	------------	------------	------	-----------

Date Sold	Event	Amount	Proceeds	Cost Basis	Long Term	Short Term	Total Gains/losses
12/23/2021	 Sold SHIB	47058191.96675411	\$1,678.97	\$2,500.00	None	-\$821.03	-\$821.03

Date Acquired (Tax


10/27/2021	13469129.14476935 SHIB	\$480.56	\$1,000.00	None	-\$519.44
11/26/2021	25531716.41791045 SHIB	\$910.94	\$1,000.00	None	-\$89.06
10/28/2021	8057346.40407431 SHIB	\$287.47	\$500.00	None	-\$212.53

Section 2

Data source: Not available


These are taxable transactions incurring realized gains or losses where the cost basis is unavailable.

! For these transactions Coinbase does not have a cost basis on record. We estimate your gains/losses for these transactions by assuming \$0 cost basis and the date acquired.

Date Sold	Event	Amount	Proceeds	Cost Basis	Long Term	Short Term	Total Gains/losses
01/21/2021	 Sold ZRX	458.2763	\$213.00	\$0.00	None	\$213.00	\$213.00


Date Acquired (Tax)

! 01/21/2021	458.2763 ZRX	\$213.00	\$0.00	None	\$213.00
--------------	--------------	----------	--------	------	----------

Date Sold	Event	Amount	Proceeds	Cost Basis	Long Term	Short Term	Total Gains/losses
01/25/2021	 Sold ETH	2.40856829	\$3,201.59	\$0.00	None	\$3,201.59	\$3,201.59


Date Acquired (Tax)

! 01/21/2021	2.40856829 ETH	\$3,201.59	\$0.00	None	\$3,201.59
--------------	----------------	------------	--------	------	------------

Date Sold	Event	Amount	Proceeds	Cost Basis	Long Term	Short Term	Total Gains/losses
04/16/2021	 Sold BTC	0.00011199	\$5.90	\$1.02	\$4.88	None	\$4.88

Date Acquired (Tax)

02/07/2018	0.00011194 BTC	\$5.90	\$1.02	\$4.88	None
02/03/2018	5E-8 BTC	\$0.00	\$0.00	\$0.00	None

Date Sold	Event	Amount	Proceeds	Cost Basis	Long Term	Short Term	Total Gains/losses
04/16/2021	 Sold ETH	0.00164458	\$3.00	\$0.00	None	\$3.00	\$3.00

Date Acquired (Tax)

01/21/2021	0.00164458 ETH	\$3.00	\$0.00	None	\$3.00
-------------------	----------------	--------	---------------	------	---------------