

Gain / Loss report

Pruthviraj Murbale | 97f3da44-cb0a-5b56-85e2-346d17837c0b | pruthviashvit@gmail.com

About report

This report includes all taxable activity with realized gains or losses. For US customers, Sells and Converts are taxable events that realize gains. This report does not include taxable events like Staking or Coinbase Earn that result in income. For final tax obligations, please consult your tax advisor.

Summary

Cost Basis Method: **HIFO**

Data source	Long-term	Short-term	Total gains/losses
Coinbase	None	-\$47.86	-\$47.86
Total	None	-\$47.86	-\$47.86

Report legend

Short-term

The tax you pay on capital gains or losses depends on how long you hold the asset. If you hold an asset for 1 year or less, you pay the short term capital gains tax rate.

Long-term




The tax you pay on capital gains or losses depends on how long you hold the asset. If you hold an asset for 1 year and 1 day, or longer, you pay the long term capital gains tax rate.

Proceeds

The amount of money you received when you sold your cryptocurrency. If you received USD in exchange for your cryptocurrency then the cash you received is your proceeds. If you exchanged one cryptocurrency for another it will be the dollar value of the crypto you received.

Data source: Coinbase

These are taxable transactions incurring realized gains or losses where Coinbase all relevant data points.

Date Sold	Event	Amount	Proceeds	Cost Basis	Long Term	Short Term	Total Gains/Losses
10/13/2021	 Sold BTC	0.000211	\$10.55	\$10.02	None	\$0.53	\$0.53
Date Acquired (Tax Lots)							
	05/16/2021	0.000211 BTC	\$10.55	\$10.02	None	\$0.53	
Date Sold	Event	Amount	Proceeds	Cost Basis	Long Term	Short Term	Total Gains/Losses
10/15/2021	 Sold MATIC	55.17190012	\$77.01	\$110.67	None	-\$33.66	-\$33.66
Date Acquired (Tax Lots)							
	05/19/2021	22.44673634 MATIC	\$31.33	\$50.00	None	-\$18.67	
	05/15/2021	32.72516378 MATIC	\$45.68	\$60.67	None	-\$14.99	
Date Sold	Event	Amount	Proceeds	Cost Basis	Long Term	Short Term	Total Gains/Losses
10/23/2021	 Sold MATIC	72.62179508	\$117.01	\$131.74	None	-\$14.73	-\$14.73
Date Acquired (Tax Lots)							
	05/15/2021	21.21580475 MATIC	\$34.18	\$39.33	None	-\$5.15	
	05/19/2021	51.40599033 MATIC	\$82.83	\$92.41	None	-\$9.58	