

Gain / Loss report

Dineel Bathina | 727e16f7-15ab-51ab-b720-a95259cf6911 | dineelbathina@gmail.com

About report

This report includes all taxable activity with realized gains or losses. For US customers, Sells and Converts are taxable events that realize gains. This report does not include taxable events like Staking or Coinbase Earn that result in income. For final tax obligations, please consult your tax advisor.

Summary

Cost Basis Method: **HIFO**

Data source	Long-term	Short-term	Total gains/losses
Coinbase	None	\$7.96	\$7.96
Total	None	\$7.96	\$7.96

Report legend

Short-term

The tax you pay on capital gains or losses depends on how long you hold the asset. If you hold an asset for 1 year or less, you pay the short term capital gains tax rate.

Long-term


The tax you pay on capital gains or losses depends on how long you hold the asset. If you hold an asset for 1 year and 1 day, or longer, you pay the long term capital gains tax rate.

Proceeds

The amount of money you received when you sold your cryptocurrency. If you received USD in exchange for your cryptocurrency then the cash you received is your proceeds. If you exchanged one cryptocurrency for another it will be the dollar value of the crypto you received.


Data source: Coinbase

These are taxable transactions incurring realized gains or losses where Coinbase all relevant data points.

Date Sold	Event	Amount	Proceeds	Cost Basis	Long Term	Short Term	Total Gains/Losses
03/04/2021	 Sold GRT	8.44832442	\$14.01	\$3.02	None	\$10.99	\$10.99


Date Acquired (Tax Lots)

01/15/2021	2.81610814 GRT	\$4.67	\$1.01	None	\$3.66
01/15/2021	2.81610814 GRT	\$4.67	\$1.01	None	\$3.66
01/15/2021	2.81610814 GRT	\$4.67	\$1.01	None	\$3.66

Date Sold	Event	Amount	Proceeds	Cost Basis	Long Term	Short Term	Total Gains/Losses
03/04/2021	 Sold NU	15.51991722	\$8.91	\$2.99	None	\$5.92	\$5.92


Date Acquired (Tax Lots)

01/22/2021	5.17330574 NU	\$2.97	\$1.00	None	\$1.97
01/22/2021	5.17330574 NU	\$2.97	\$1.00	None	\$1.97
01/22/2021	5.17330574 NU	\$2.97	\$1.00	None	\$1.97

Date Sold	Event	Amount	Proceeds	Cost Basis	Long Term	Short Term	Total Gains/Losses
03/04/2021	 Sold ZEC	0.01589297	\$0.91	\$1.45	None	-\$0.54	-\$0.54


Date Acquired (Tax Lots)

02/05/2021	0.01589297 ZEC	\$0.91	\$1.45	None	-\$0.54
------------	----------------	--------	--------	------	---------

Date Sold	Event	Amount	Proceeds	Cost Basis	Long Term	Short Term	Total Gains/Losses
05/07/2021	 Sold FORTH	0.08515476	\$1.96	\$3.00	None	-\$1.04	-\$1.04




Date Acquired (Tax Lots)


04/26/2021	0.02841878 FORTH	\$0.65	\$1.00	None	-\$0.35
04/26/2021	0.02836799 FORTH	\$0.65	\$1.00	None	-\$0.35
04/26/2021	0.02836799 FORTH	\$0.65	\$1.00	None	-\$0.35

Date Sold	Event	Amount	Proceeds	Cost Basis	Long Term	Short Term	Total Gains/Losses
07/29/2021	 Sold GRT	1.76429076	\$0.04	\$1.00	None	-\$0.96	-\$0.96

Date Acquired (Tax Lots)


07/28/2021	1.76429076 GRT	\$0.04	\$1.00	None	-\$0.96
------------	----------------	--------	--------	------	---------

Date Sold	Event	Amount	Proceeds	Cost Basis	Long Term	Short Term	Total Gains/Losses
07/29/2021	 Sold BOND	0.07743936	\$0.61	\$3.01	None	-\$2.40	-\$2.40
Date Acquired (Tax Lots)							
07/01/2021	0.02581312 BOND		\$0.20	\$1.00	None	-\$0.80	
07/01/2021	0.02581312 BOND		\$0.20	\$1.00	None	-\$0.80	
07/01/2021	0.02581312 BOND		\$0.20	\$1.00	None	-\$0.80	
Date Sold	Event	Amount	Proceeds	Cost Basis	Long Term	Short Term	Total Gains/Losses
07/29/2021	 Sold MATIC	2.16669075	\$1.19	\$3.00	None	-\$1.81	-\$1.81
Date Acquired (Tax Lots)							
06/09/2021	0.72223025 MATIC		\$0.40	\$1.00	None	-\$0.60	
06/09/2021	0.72223025 MATIC		\$0.40	\$1.00	None	-\$0.60	
06/09/2021	0.72223025 MATIC		\$0.40	\$1.00	None	-\$0.60	
Date Sold	Event	Amount	Proceeds	Cost Basis	Long Term	Short Term	Total Gains/Losses
07/29/2021	 Converted from AMP	33.9520284	\$2.38	\$3.00	None	-\$0.63	-\$0.63
Date Acquired (Tax Lots)							
06/19/2021	11.31221719 AMP		\$0.79	\$1.00	None	-\$0.21	
06/19/2021	11.31221719 AMP		\$0.79	\$1.00	None	-\$0.21	
06/19/2021	11.32759402 AMP		\$0.79	\$1.00	None	-\$0.21	

Date Sold	Event	Amount	Proceeds	Cost Basis	Long Term	Short Term	Total Gains/Losses
07/29/2021	 Converted from BAL	0.14732896	\$2.91	\$3.01	None	-\$0.10	-\$0.10


Date Acquired (Tax Lots)

07/28/2021	0.04919693 BAL	\$0.97	\$1.01	None	-\$0.03
07/28/2021	0.0489351 BAL	\$0.97	\$1.00	None	-\$0.03
07/28/2021	0.04919693 BAL	\$0.97	\$1.01	None	-\$0.03

Date Sold	Event	Amount	Proceeds	Cost Basis	Long Term	Short Term	Total Gains/Losses
07/29/2021	 Converted from CLV	2.65486725	\$3.29	\$3.01	None	\$0.28	\$0.28


Date Acquired (Tax Lots)

07/28/2021	0.88495575 CLV	\$1.10	\$1.00	None	\$0.09
07/28/2021	0.88495575 CLV	\$1.10	\$1.00	None	\$0.09
07/28/2021	0.88495575 CLV	\$1.10	\$1.00	None	\$0.09

Date Sold	Event	Amount	Proceeds	Cost Basis	Long Term	Short Term	Total Gains/Losses
07/29/2021	 Sold BTC	0.00021511	\$7.52	\$8.55	None	-\$1.03	-\$1.03


Date Acquired (Tax Lots)

07/29/2021	0.00008125 BTC	\$2.84	\$3.23	None	-\$0.39
07/29/2021	0.00007191 BTC	\$2.51	\$2.86	None	-\$0.34
07/29/2021	0.00006195 BTC	\$2.17	\$2.46	None	-\$0.30

Date Sold	Event	Amount	Proceeds	Cost Basis	Long Term	Short Term	Total Gains/Losses
08/23/2021	 Converted from FET	5.34061333	\$3.08	\$3.00	None	\$0.08	\$0.08


Date Acquired (Tax Lots)

08/23/2021		1.78126113 FET	\$1.03	\$1.00	None	\$0.03	
08/23/2021		1.7796761 FET	\$1.02	\$1.00	None	\$0.03	
08/23/2021		1.7796761 FET	\$1.02	\$1.00	None	\$0.03	

Date Sold	Event	Amount	Proceeds	Cost Basis	Long Term	Short Term	Total Gains/Losses
10/04/2021	 Converted from CHZ	8.95789788	\$2.53	\$3.00	None	-\$0.47	-\$0.47


Date Acquired (Tax Lots)

09/16/2021		2.98596596 CHZ	\$0.84	\$1.00	None	-\$0.16	
09/16/2021		2.98596596 CHZ	\$0.84	\$1.00	None	-\$0.16	
09/16/2021		2.98596596 CHZ	\$0.84	\$1.00	None	-\$0.16	

Date Sold	Event	Amount	Proceeds	Cost Basis	Long Term	Short Term	Total Gains/Losses
10/04/2021	 Converted from BTC	0.00006127	\$3.01	\$3.02	None	-\$0.01	-\$0.01


Date Acquired (Tax Lots)

08/23/2021		0.00006127 BTC	\$3.01	\$3.02	None	-\$0.01	
------------	--	----------------	--------	--------	------	---------	--

Date Sold	Event	Amount	Proceeds	Cost Basis	Long Term	Short Term	Total Gains/Losses
10/22/2021	 Converted from CTSI	3.55408128	\$2.87	\$3.00	None	-\$0.13	-\$0.13


Date Acquired (Tax Lots)

10/21/2021	1.18469376 CTSI	\$0.96	\$1.00	None	-\$0.04
10/21/2021	1.18469376 CTSI	\$0.96	\$1.00	None	-\$0.04
10/21/2021	1.18469376 CTSI	\$0.96	\$1.00	None	-\$0.04

Date Sold	Event	Amount	Proceeds	Cost Basis	Long Term	Short Term	Total Gains/Losses
11/20/2021	 Converted from AUCTION	0.0912594	\$3.00	\$3.00	None	\$0.00	\$0.00


Date Acquired (Tax Lots)

11/20/2021	0.03043214 AUCTION	\$1.00	\$1.00	None	\$0.00
11/20/2021	0.03041363 AUCTION	\$1.00	\$1.00	None	\$0.00
11/20/2021	0.03041363 AUCTION	\$1.00	\$1.00	None	\$0.00

Date Sold	Event	Amount	Proceeds	Cost Basis	Long Term	Short Term	Total Gains/Losses
11/20/2021	 Converted from MLN	0.02580276	\$2.99	\$3.01	None	-\$0.02	-\$0.02


Date Acquired (Tax Lots)

11/20/2021	0.00860474 MLN	\$1.00	\$1.00	None	-\$0.01
11/20/2021	0.00859328 MLN	\$0.99	\$1.00	None	-\$0.01
11/20/2021	0.00860474 MLN	\$1.00	\$1.00	None	-\$0.01

Date Sold	Event	Amount	Proceeds	Cost Basis	Long Term	Short Term	Total Gains/Losses
12/10/2021	 Converted from ANKR	34.79849501	\$3.72	\$3.96	None	-\$0.24	-\$0.24


Date Acquired (Tax Lots)

12/07/2021	8.6998129540214885 ANKR	\$0.93	\$0.99	None	-\$0.06
12/07/2021	8.6990561524074638 ANKR	\$0.93	\$0.99	None	-\$0.06
12/07/2021	8.6998129540214885 ANKR	\$0.93	\$0.99	None	-\$0.06
12/07/2021	8.6998129495495592 ANKR	\$0.93	\$0.99	None	-\$0.06

Date Sold	Event	Amount	Proceeds	Cost Basis	Long Term	Short Term	Total Gains/Losses
12/10/2021	 Converted from QNT	0.01786336	\$3.01	\$2.98	None	\$0.03	\$0.03


Date Acquired (Tax Lots)

12/10/2021	0.0059589428835325 QNT	\$1.00	\$1.00	None	\$0.00
12/10/2021	0.0059454799488689 QNT	\$1.00	\$0.99	None	\$0.01
12/10/2021	0.0059589371675986 QNT	\$1.00	\$0.99	None	\$0.01

Date Sold	Event	Amount	Proceeds	Cost Basis	Long Term	Short Term	Total Gains/Losses
12/13/2021	 Converted from IOTX	22.00865673	\$3.00	\$2.99	None	\$0.01	\$0.01

Date Acquired (Tax Lots)

12/13/2021	7.3362189127723571 IOTX	\$1.00	\$1.00	None	-\$0.00
12/13/2021	7.3362189044552858 IOTX	\$1.00	\$0.99	None	\$0.01
12/13/2021	7.3362189127723571 IOTX	\$1.00	\$1.00	None	-\$0.00

Date Sold	Event	Amount	Proceeds	Cost Basis	Long Term	Short Term	Total Gains/Losses
12/13/2021	 Converted from CLV	2.45398773	\$2.00	\$1.98	None	\$0.02	\$0.02
Date Acquired (Tax Lots)							
12/13/2021	1.2269938650306748 CLV		\$1.00	\$0.99	None	\$0.01	
12/13/2021	1.2269938649693252 CLV		\$1.00	\$0.99	None	\$0.01	