

# Gain / Loss report

kalyan moturu | 5fcd1c22-af96-5925-bd9d-745759bd5e67 | moturukalyan@gmail.com

## About report

This report includes all taxable activity with realized gains or losses. For US customers, Sells and Converts are taxable events that realize gains. This report does not include taxable events like Staking or Coinbase Earn that result in income. For final tax obligations, please consult your tax advisor.

## Summary

Cost Basis Method: **HIFO**

Data source	Long-term	Short-term	Total gains/losses
Coinbase	None	\$36,047.54	\$36,047.54
Total	None	\$36,047.54	\$36,047.54

## Report legend

### Short-term

The tax you pay on capital gains or losses depends on how long you hold the asset. If you hold an asset for 1 year or less, you pay the short term capital gains tax rate.

### Long-term



The tax you pay on capital gains or losses depends on how long you hold the asset. If you hold an asset for 1 year and 1 day, or longer, you pay the long term capital gains tax rate.


### Proceeds

The amount of money you received when you sold your cryptocurrency. If you received USD in exchange for your cryptocurrency then the cash you received is your proceeds. If you exchanged one cryptocurrency for another it will be the dollar value of the crypto you received.

## Data source: Coinbase


These are taxable transactions incurring realized gains or losses where Coinbase all relevant data points.

Date Sold	Event	Amount	Proceeds	Cost Basis	Long Term	Short Term	Total Gains/Losses
05/20/2021	 Sold ETC	235.89612597	\$14,504.68	\$3,000.00	None	\$11,504.68	<b>\$11,504.68</b>
Date Acquired (Tax Lots)							
	02/21/2021	61.3176556 ETC	\$3,770.27	\$1,000.00	None	\$2,770.27	
	02/23/2021	174.57847037 ETC	\$10,734.41	\$2,000.00	None	\$8,734.41	
Date Sold	Event	Amount	Proceeds	Cost Basis	Long Term	Short Term	Total Gains/Losses
05/20/2021	 Sold BCH	8.2168747	\$6,020.87	\$3,500.00	None	\$2,520.87	<b>\$2,520.87</b>
Date Acquired (Tax Lots)							
	01/27/2021	3.81712532 BCH	\$2,796.98	\$1,500.00	None	\$1,296.98	
	01/13/2021	2.19745811 BCH	\$1,610.18	\$1,000.00	None	\$610.18	
	01/08/2021	2.20229127 BCH	\$1,613.72	\$1,000.00	None	\$613.72	

Date Sold	Event	Amount	Proceeds	Cost Basis	Long Term	Short Term	Total Gains/Losses
05/20/2021	 Sold ZEC	10.48009707	\$1,683.19	\$1,300.00	None	\$383.19	<b>\$383.19</b>


## Date Acquired (Tax Lots)

02/13/2021	1.12087512 ZEC	\$180.02	\$200.00	None	-\$19.98
02/14/2021	0.60314523 ZEC	\$96.87	\$100.00	None	-\$3.13
02/10/2021	8.75607672 ZEC	\$1,406.30	\$1,000.00	None	\$406.30

Date Sold	Event	Amount	Proceeds	Cost Basis	Long Term	Short Term	Total Gains/Losses
05/20/2021	 Sold SNX	69.60583587	\$1,065.98	\$1,000.00	None	\$65.98	<b>\$65.98</b>

## Date Acquired (Tax Lots)




05/19/2021	69.60583587 SNX	\$1,065.98	\$1,000.00	None	\$65.98
------------	-----------------	------------	------------	------	---------




Date Sold	Event	Amount	Proceeds	Cost Basis	Long Term	Short Term	Total Gains/Losses
05/20/2021	 Sold UNI	42.49402565	\$1,030.79	\$1,000.00	None	\$30.79	<b>\$30.79</b>

## Date Acquired (Tax Lots)


05/19/2021	42.49402565 UNI	\$1,030.79	\$1,000.00	None	\$30.79
------------	-----------------	------------	------------	------	---------

Date Sold	Event	Amount	Proceeds	Cost Basis	Long Term	Short Term	Total Gains/Losses
05/30/2021	 Sold UNI	93.60336868	\$2,044.86	\$2,000.00	None	\$44.86	<b>\$44.86</b>
Date Acquired (Tax Lots)							
05/22/2021		93.60336868 UNI	\$2,044.86	\$2,000.00	None	\$44.86	
Date Sold	Event	Amount	Proceeds	Cost Basis	Long Term	Short Term	Total Gains/Losses
06/04/2021	 Sold LINK	33.71414921	\$994.87	\$1,000.00	None	-\$5.13	<b>-\$5.13</b>
Date Acquired (Tax Lots)							
05/19/2021		33.71414921 LINK	\$994.87	\$1,000.00	None	-\$5.13	
Date Sold	Event	Amount	Proceeds	Cost Basis	Long Term	Short Term	Total Gains/Losses
06/04/2021	 Sold ICP	16.78352338	\$1,963.26	\$2,000.00	None	-\$36.74	<b>-\$36.74</b>
Date Acquired (Tax Lots)							
05/29/2021		16.78352338 ICP	\$1,963.26	\$2,000.00	None	-\$36.74	
Date Sold	Event	Amount	Proceeds	Cost Basis	Long Term	Short Term	Total Gains/Losses
06/08/2021	 Sold ADA	667.950614	\$996.27	\$1,000.00	None	-\$3.73	<b>-\$3.73</b>
Date Acquired (Tax Lots)							
05/28/2021		667.950614 ADA	\$996.27	\$1,000.00	None	-\$3.73	

Date Sold	Event	Amount	Proceeds	Cost Basis	Long Term	Short Term	Total Gains/Losses
08/05/2021	 Sold ICP	57.63490561	\$2,345.54	\$4,400.00	None	-\$2,054.46	<b>-\$2,054.46</b>
Date Acquired (Tax Lots)							
06/10/2021		33.76921275 ICP	\$1,374.29	\$2,400.00	None	-\$1,025.71	
06/09/2021		23.86569286 ICP	\$971.25	\$2,000.00	None	-\$1,028.75	
Date Sold	Event	Amount	Proceeds	Cost Basis	Long Term	Short Term	Total Gains/Losses
08/31/2021	 Sold SKL	5298.07666153	\$2,092.59	\$2,000.00	None	\$92.59	<b>\$92.59</b>
Date Acquired (Tax Lots)							
08/23/2021		5298.07666153 SKL	\$2,092.59	\$2,000.00	None	\$92.59	
Date Sold	Event	Amount	Proceeds	Cost Basis	Long Term	Short Term	Total Gains/Losses
09/02/2021	 Sold ADA	1358.044874	\$4,040.35	\$2,000.00	None	\$2,040.35	<b>\$2,040.35</b>
Date Acquired (Tax Lots)							
08/07/2021		1358.044874 ADA	\$4,040.35	\$2,000.00	None	\$2,040.35	


Date Sold	Event	Amount	Proceeds	Cost Basis	Long Term	Short Term	Total Gains/Losses
09/20/2021	 Sold ENJ	718.78145927	\$1,079.33	\$1,000.00	None	\$79.33	<b>\$79.33</b>
Date Acquired (Tax Lots)							
	05/28/2021	718.78145927 ENJ	\$1,079.33	\$1,000.00	None	\$79.33	
Date Sold	Event	Amount	Proceeds	Cost Basis	Long Term	Short Term	Total Gains/Losses
09/20/2021	 Sold ZEC	10	\$1,284.92	\$1,578.45	None	-\$293.53	<b>-\$293.53</b>
Date Acquired (Tax Lots)							
	05/31/2021	10 ZEC	\$1,284.92	\$1,578.45	None	-\$293.53	
Date Sold	Event	Amount	Proceeds	Cost Basis	Long Term	Short Term	Total Gains/Losses
09/24/2021	 Sold WLUNA	686.19998229	\$22,798.38	\$20,000.00	None	\$2,798.38	<b>\$2,798.38</b>
Date Acquired (Tax Lots)							
	08/31/2021	303.11545762 WLUNA	\$10,070.74	\$10,000.00	None	\$70.74	
	09/21/2021	383.08452467 WLUNA	\$12,727.64	\$10,000.00	None	\$2,727.64	

Date Sold	Event	Amount	Proceeds	Cost Basis	Long Term	Short Term	Total Gains/Losses
10/27/2021	 Sold 1INCH	1158.20190248	\$6,427.73	\$4,000.00	None	\$2,427.73	<b>\$2,427.73</b>
Date Acquired (Tax Lots)							
09/03/2021	1158.20190248 1INCH		\$6,427.73	\$4,000.00	None	\$2,427.73	
Date Sold	Event	Amount	Proceeds	Cost Basis	Long Term	Short Term	Total Gains/Losses
11/06/2021	 Sold CHZ	4686.51008818	\$2,071.86	\$2,000.00	None	\$71.86	<b>\$71.86</b>
Date Acquired (Tax Lots)							
09/05/2021	4686.51008818 CHZ		\$2,071.86	\$2,000.00	None	\$71.86	
Date Sold	Event	Amount	Proceeds	Cost Basis	Long Term	Short Term	Total Gains/Losses
11/06/2021	 Sold XLM	5349.8302177	\$1,889.17	\$2,000.00	None	-\$110.83	<b>-\$110.83</b>
Date Acquired (Tax Lots)							
10/14/2021	5349.8302177 XLM		\$1,889.17	\$2,000.00	None	-\$110.83	
Date Sold	Event	Amount	Proceeds	Cost Basis	Long Term	Short Term	Total Gains/Losses
11/10/2021	 Sold KNC	1004.64170134	\$1,921.65	\$2,000.00	None	-\$78.35	<b>-\$78.35</b>
Date Acquired (Tax Lots)							
11/01/2021	1004.64170134 KNC		\$1,921.65	\$2,000.00	None	-\$78.35	

Date Sold	Event	Amount	Proceeds	Cost Basis	Long Term	Short Term	Total Gains/Losses
11/10/2021	 Sold DOT	552	\$26,552.79	\$12,966.03	None	\$13,586.76	<b>\$13,586.76</b>


## Date Acquired (Tax Lots)

09/24/2021	318.5240141075 DOT	\$15,321.92	\$10,000.00	None	\$5,321.92
07/21/2021	233.4759858925 DOT	\$11,230.87	\$2,966.03	None	\$8,264.84

Date Sold	Event	Amount	Proceeds	Cost Basis	Long Term	Short Term	Total Gains/Losses
11/10/2021	 Sold ETH	4.08004187	\$18,404.69	\$12,500.00	None	\$5,904.69	<b>\$5,904.69</b>

## Date Acquired (Tax Lots)


09/27/2021	4.08004187 ETH	\$18,404.69	\$12,500.00	None	\$5,904.69
------------	----------------	-------------	-------------	------	------------

Date Sold	Event	Amount	Proceeds	Cost Basis	Long Term	Short Term	Total Gains/Losses
12/29/2021	 Converted from BCH	8.10957152	\$3,582.61	\$5,278.59	None	-\$1,695.98	<b>-\$1,695.98</b>

## Date Acquired (Tax Lots)

06/09/2021	4 BCH	\$1,767.10	\$2,473.59	None	-\$706.49
05/21/2021	4.10957152 BCH	\$1,815.51	\$2,805.00	None	-\$989.49



Date Sold	Event	Amount	Proceeds	Cost Basis	Long Term	Short Term	Total Gains/Losses
12/31/2021	 Converted from SUSHI	535.01622931	\$5,374.24	\$6,600.00	None	-\$1,225.76	<b>-\$1,225.76</b>
Date Acquired (Tax Lots)							
		535.01622931 SUSHI	\$5,374.24	\$6,600.00	None	-\$1,225.76	