

Gain / Loss report

Suresh Babu Aluri | 605a5fc6-b197-5d14-b271-0d2899336fa2 | sureshbabualuri@gmail.com

About report

This report includes all taxable activity with realized gains or losses. For US customers, Sells and Converts are taxable events that realize gains. This report does not include taxable events like Staking or Coinbase Earn that result in income. For final tax obligations, please consult your tax advisor.

Summary

Cost Basis Method: **HIFO**

Data source	Long-term	Short-term	Total gains/losses
Coinbase	None	\$923.42	\$923.42
Total	None	\$923.42	\$923.42

Report legend

Short-term

The tax you pay on capital gains or losses depends on how long you hold the asset. If you hold an asset for 1 year or less, you pay the short term capital gains tax rate.

Long-term


The tax you pay on capital gains or losses depends on how long you hold the asset. If you hold an asset for 1 year and 1 day, or longer, you pay the long term capital gains tax rate.


Proceeds

The amount of money you received when you sold your cryptocurrency. If you received USD in exchange for your cryptocurrency then the cash you received is your proceeds. If you exchanged one cryptocurrency for another it will be the dollar value of the crypto you received.

Data source: Coinbase


These are taxable transactions incurring realized gains or losses where Coinbase all relevant data points.

Date Sold	Event	Amount	Proceeds	Cost Basis	Long Term	Short Term	Total Gains/Losses
01/01/2021	 Converted from ALGO	186.395531	\$68.16	\$68.53	None	-\$0.37	-\$0.37
Date Acquired (Tax Lots)							
	12/26/2020	0.029726 ALGO	\$0.01	\$0.01	None	\$0.00	
	12/22/2020	0.02971 ALGO	\$0.01	\$0.01	None	\$0.00	
	12/29/2020	0.02974 ALGO	\$0.01	\$0.01	None	\$0.00	
	12/21/2020	0.003854 ALGO	\$0.00	\$0.00	None	\$0.00	
	12/30/2020	0.029745 ALGO	\$0.01	\$0.01	None	\$0.00	
	12/28/2020	0.029736 ALGO	\$0.01	\$0.01	None	\$0.00	
	12/31/2020	0.029749 ALGO	\$0.01	\$0.01	None	\$0.00	
	12/25/2020	0.029721 ALGO	\$0.01	\$0.01	None	\$0.00	
	12/24/2020	0.029716 ALGO	\$0.01	\$0.01	None	\$0.00	
	12/23/2020	0.029711 ALGO	\$0.01	\$0.01	None	\$0.00	
	12/27/2020	0.029731 ALGO	\$0.01	\$0.01	None	\$0.00	
	12/20/2020	186.094392 ALGO	\$68.05	\$68.43	None	-\$0.38	

Date Sold	Event	Amount	Proceeds	Cost Basis	Long Term	Short Term	Total Gains/Losses
01/04/2021	 Converted from LRC	382.04371901	\$105.67	\$66.11	None	\$39.56	\$39.56


Date Acquired (Tax Lots)

01/01/2021	382.04371901 LRC	\$105.67	\$66.11	None	\$39.56
------------	------------------	----------	---------	------	---------

Date Sold	Event	Amount	Proceeds	Cost Basis	Long Term	Short Term	Total Gains/Losses
01/05/2021	 Converted from LTC	0.63253964	\$99.09	\$103.10	None	-\$4.01	-\$4.01


Date Acquired (Tax Lots)

01/04/2021	0.63253964 LTC	\$99.09	\$103.10	None	-\$4.01
------------	----------------	---------	----------	------	---------

Date Sold	Event	Amount	Proceeds	Cost Basis	Long Term	Short Term	Total Gains/Losses
01/06/2021	 Converted from GRT	314.16425738	\$101.59	\$97.94	None	\$3.64	\$3.64

Date Acquired (Tax Lots)


01/05/2021	314.16425738 GRT	\$101.59	\$97.94	None	\$3.64
------------	------------------	----------	---------	------	--------

Date Sold	Event	Amount	Proceeds	Cost Basis	Long Term	Short Term	Total Gains/Losses
01/06/2021	 Converted from XLM	472.5218444	\$149.78	\$99.40	None	\$50.38	\$50.38

Date Acquired (Tax Lots)


01/06/2021	472.5218444 XLM	\$149.78	\$99.40	None	\$50.38
------------	-----------------	----------	---------	------	---------

Date Sold	Event	Amount	Proceeds	Cost Basis	Long Term	Short Term	Total Gains/Losses
01/10/2021	 Converted from LRC	300.72393741	\$120.56	\$157.07	None	-\$36.51	-\$36.51
Date Acquired (Tax Lots)							
01/06/2021		300.72393741 LRC	\$120.56	\$157.07	None	-\$36.51	
Date Sold	Event	Amount	Proceeds	Cost Basis	Long Term	Short Term	Total Gains/Losses
01/10/2021	 Converted from FIL	4.94695933	\$117.92	\$117.36	None	\$0.57	\$0.57
Date Acquired (Tax Lots)							
01/10/2021		4.94695933 FIL	\$117.92	\$117.36	None	\$0.57	
Date Sold	Event	Amount	Proceeds	Cost Basis	Long Term	Short Term	Total Gains/Losses
01/11/2021	 Sold DAI	116.03190929	\$112.37	\$116.13	None	-\$3.76	-\$3.76
Date Acquired (Tax Lots)							
01/10/2021		116.03190929 DAI	\$112.37	\$116.13	None	-\$3.76	
Date Sold	Event	Amount	Proceeds	Cost Basis	Long Term	Short Term	Total Gains/Losses
01/13/2021	 Sold CVC	701.43861514	\$107.63	\$112.00	None	-\$4.37	-\$4.37
Date Acquired (Tax Lots)							
01/12/2021		701.43861514 CVC	\$107.63	\$112.00	None	-\$4.37	

Date Sold	Event	Amount	Proceeds	Cost Basis	Long Term	Short Term	Total Gains/Losses
01/15/2021	 Sold ALGO	239.22993	\$108.36	\$108.03	None	\$0.33	\$0.33


Date Acquired (Tax Lots)

01/04/2021	0.000006 ALGO	\$0.00	\$0.00	None	\$0.00
01/05/2021	0.000006 ALGO	\$0.00	\$0.00	None	-\$0.00
01/07/2021	0.000006 ALGO	\$0.00	\$0.00	None	-\$0.00
01/03/2021	0.000005 ALGO	\$0.00	\$0.00	None	\$0.00
01/12/2021	0.000006 ALGO	\$0.00	\$0.00	None	\$0.00
01/06/2021	0.000006 ALGO	\$0.00	\$0.00	None	-\$0.00
01/14/2021	239.1567 ALGO	\$108.33	\$108.00	None	\$0.33
01/08/2021	0.000006 ALGO	\$0.00	\$0.00	None	\$0.00
01/15/2021	0.036063 ALGO	\$0.02	\$0.02	None	-\$0.00
01/09/2021	0.000006 ALGO	\$0.00	\$0.00	None	-\$0.00
01/14/2021	0.000006 ALGO	\$0.00	\$0.00	None	\$0.00
01/01/2021	0.029754 ALGO	\$0.01	\$0.01	None	\$0.00
01/10/2021	0.000006 ALGO	\$0.00	\$0.00	None	\$0.00
01/02/2021	0.007342 ALGO	\$0.00	\$0.00	None	\$0.00
01/13/2021	0.000006 ALGO	\$0.00	\$0.00	None	\$0.00
01/12/2021	0.000006 ALGO	\$0.00	\$0.00	None	\$0.00

Date Sold	Event	Amount	Proceeds	Cost Basis	Long Term	Short Term	Total Gains/Losses
01/20/2021	 Converted from XLM	364.8882059	\$104.23	\$108.00	None	-\$3.77	-\$3.77


Date Acquired (Tax Lots)

01/16/2021	364.8882059 XLM	\$104.23	\$108.00	None	-\$3.77
------------	-----------------	----------	----------	------	---------

Date Sold	Event	Amount	Proceeds	Cost Basis	Long Term	Short Term	Total Gains/Losses
01/30/2021	 Converted from NU	13.40682319	\$2.99	\$3.00	None	-\$0.01	-\$0.01


Date Acquired (Tax Lots)

01/30/2021	4.46827525 NU	\$1.00	\$1.00	None	-\$0.00
01/30/2021	4.46827525 NU	\$1.00	\$1.00	None	-\$0.00
01/30/2021	4.47027269 NU	\$1.00	\$1.00	None	-\$0.00

Date Sold	Event	Amount	Proceeds	Cost Basis	Long Term	Short Term	Total Gains/Losses
02/04/2021	 Converted from ATOM	12.588085	\$116.80	\$105.33	None	\$11.47	\$11.47




Date Acquired (Tax Lots)


01/30/2021	0.373117 ATOM	\$3.46	\$2.95	None	\$0.51
02/01/2021	0.021924 ATOM	\$0.20	\$0.20	None	\$0.01
01/20/2021	12.193044 ATOM	\$113.13	\$102.18	None	\$10.95

Date Sold	Event	Amount	Proceeds	Cost Basis	Long Term	Short Term	Total Gains/Losses
02/05/2021	 Sold CVC	647.41695844	\$163.01	\$113.43	None	\$49.58	\$49.58

Date Acquired (Tax Lots)


02/04/2021	647.41695844 CVC	\$163.01	\$113.43	None	\$49.58
------------	------------------	----------	----------	------	---------

Date Sold	Event	Amount	Proceeds	Cost Basis	Long Term	Short Term	Total Gains/Losses
02/07/2021	 Converted from BAND	13.04563799	\$137.34	\$163.00	None	-\$25.66	-\$25.66
Date Acquired (Tax Lots)							
02/05/2021		13.04563799 BAND	\$137.34	\$163.00	None	-\$25.66	
Date Sold	Event	Amount	Proceeds	Cost Basis	Long Term	Short Term	Total Gains/Losses
02/08/2021	 Converted from CVC	612.12587556	\$146.51	\$134.98	None	\$11.53	\$11.53
Date Acquired (Tax Lots)							
02/07/2021		606.67900798 CVC	\$145.20	\$134.02	None	\$11.18	
02/04/2021		5.44686758 CVC	\$1.30	\$0.95	None	\$0.35	
Date Sold	Event	Amount	Proceeds	Cost Basis	Long Term	Short Term	Total Gains/Losses
02/10/2021	 Converted from ATOM	9.992716	\$148.42	\$142.25	None	\$6.17	\$6.17
Date Acquired (Tax Lots)							
02/08/2021		9.987005 ATOM	\$148.33	\$142.19	None	\$6.14	
02/05/2021		0.005711 ATOM	\$0.08	\$0.06	None	\$0.03	

Date Sold	Event	Amount	Proceeds	Cost Basis	Long Term	Short Term	Total Gains/Losses
02/11/2021	 Sold CVC	586.37121733	\$158.02	\$145.18	None	\$12.84	\$12.84

Date Acquired (Tax Lots)

02/10/2021	586.37121733 CVC	\$158.02	\$145.18	None	\$12.84
------------	------------------	----------	----------	------	---------




Date Sold	Event	Amount	Proceeds	Cost Basis	Long Term	Short Term	Total Gains/Losses
03/30/2021	 Converted from ALGO	43.493849	\$58.06	\$58.79	None	-\$0.73	-\$0.73




Date Acquired (Tax Lots)


02/22/2021	0.006902 ALGO	\$0.01	\$0.01	None	\$0.00
03/24/2021	0.006936 ALGO	\$0.01	\$0.01	None	\$0.00
03/08/2021	0.006918 ALGO	\$0.01	\$0.01	None	\$0.00
02/06/2021	0.000004 ALGO	\$0.00	\$0.00	None	\$0.00
03/16/2021	0.006926 ALGO	\$0.01	\$0.01	None	\$0.00
03/27/2021	0.006939 ALGO	\$0.01	\$0.01	None	\$0.00
02/04/2021	0.000004 ALGO	\$0.00	\$0.00	None	\$0.00
02/13/2021	0.006893 ALGO	\$0.01	\$0.01	None	-\$0.00
01/18/2021	0.000004 ALGO	\$0.00	\$0.00	None	\$0.00
01/30/2021	0.000004 ALGO	\$0.00	\$0.00	None	\$0.00
03/20/2021	0.006931 ALGO	\$0.01	\$0.01	None	\$0.00
03/15/2021	0.006924 ALGO	\$0.01	\$0.01	None	\$0.00
02/25/2021	0.006906 ALGO	\$0.01	\$0.01	None	\$0.00
01/28/2021	0.000004 ALGO	\$0.00	\$0.00	None	\$0.00
02/07/2021	0.000004 ALGO	\$0.00	\$0.00	None	\$0.00
02/27/2021	0.006908 ALGO	\$0.01	\$0.01	None	\$0.00
02/14/2021	0.006893 ALGO	\$0.01	\$0.01	None	-\$0.00

03/29/2021	0.006941 ALGO	\$0.01	\$0.01	None	\$0.00
03/13/2021	0.006922 ALGO	\$0.01	\$0.01	None	\$0.00
02/05/2021	0.000004 ALGO	\$0.00	\$0.00	None	\$0.00
03/17/2021	0.006928 ALGO	\$0.01	\$0.01	None	\$0.00
02/10/2021	0.000004 ALGO	\$0.00	\$0.00	None	\$0.00
02/01/2021	0.000004 ALGO	\$0.00	\$0.00	None	\$0.00
02/15/2021	0.006895 ALGO	\$0.01	\$0.01	None	-\$0.00
03/12/2021	0.006921 ALGO	\$0.01	\$0.01	None	\$0.00
01/23/2021	0.000004 ALGO	\$0.00	\$0.00	None	\$0.00
03/21/2021	0.006932 ALGO	\$0.01	\$0.01	None	\$0.00
01/24/2021	0.000004 ALGO	\$0.00	\$0.00	None	\$0.00
03/04/2021	0.006914 ALGO	\$0.01	\$0.01	None	\$0.00
02/03/2021	0.000004 ALGO	\$0.00	\$0.00	None	\$0.00
02/02/2021	0.000004 ALGO	\$0.00	\$0.00	None	\$0.00
02/12/2021	0.001751 ALGO	\$0.00	\$0.00	None	-\$0.00
02/24/2021	0.006905 ALGO	\$0.01	\$0.01	None	\$0.00
01/16/2021	0.023606 ALGO	\$0.03	\$0.01	None	\$0.02
01/19/2021	0.000004 ALGO	\$0.00	\$0.00	None	\$0.00
02/18/2021	0.006898 ALGO	\$0.01	\$0.01	None	-\$0.00
03/01/2021	0.00691 ALGO	\$0.01	\$0.01	None	\$0.00
03/06/2021	0.006916 ALGO	\$0.01	\$0.01	None	\$0.00
02/17/2021	0.006897 ALGO	\$0.01	\$0.01	None	\$0.00
01/27/2021	0.000004 ALGO	\$0.00	\$0.00	None	\$0.00
02/21/2021	0.006901 ALGO	\$0.01	\$0.01	None	-\$0.00
02/11/2021	0.000004 ALGO	\$0.00	\$0.00	None	\$0.00
03/30/2021	0.006942 ALGO	\$0.01	\$0.01	None	-\$0.00
03/23/2021	0.006934 ALGO	\$0.01	\$0.01	None	\$0.00
03/07/2021	0.006917 ALGO	\$0.01	\$0.01	None	\$0.00
01/22/2021	0.000004 ALGO	\$0.00	\$0.00	None	\$0.00
02/23/2021	0.006904 ALGO	\$0.01	\$0.01	None	\$0.00

01/20/2021	0.000004 ALGO	\$0.00	\$0.00	None	\$0.00
03/26/2021	0.006938 ALGO	\$0.01	\$0.01	None	\$0.00
03/11/2021	0.006921 ALGO	\$0.01	\$0.01	None	\$0.00
03/02/2021	0.006911 ALGO	\$0.01	\$0.01	None	\$0.00
03/14/2021	0.006923 ALGO	\$0.01	\$0.01	None	\$0.00
03/19/2021	0.00693 ALGO	\$0.01	\$0.01	None	\$0.00
03/28/2021	0.00694 ALGO	\$0.01	\$0.01	None	\$0.00
02/19/2021	0.006899 ALGO	\$0.01	\$0.01	None	-\$0.00
02/20/2021	0.0069 ALGO	\$0.01	\$0.01	None	-\$0.00
01/30/2021	0.000004 ALGO	\$0.00	\$0.00	None	\$0.00
02/09/2021	0.000004 ALGO	\$0.00	\$0.00	None	\$0.00
03/05/2021	0.006915 ALGO	\$0.01	\$0.01	None	\$0.00
03/09/2021	0.006919 ALGO	\$0.01	\$0.01	None	\$0.00
01/31/2021	0.000004 ALGO	\$0.00	\$0.00	None	\$0.00
03/03/2021	0.006912 ALGO	\$0.01	\$0.01	None	\$0.00
01/25/2021	0.000004 ALGO	\$0.00	\$0.00	None	\$0.00
01/17/2021	0.000002 ALGO	\$0.00	\$0.00	None	\$0.00
02/26/2021	0.006907 ALGO	\$0.01	\$0.01	None	\$0.00
02/16/2021	0.006896 ALGO	\$0.01	\$0.01	None	-\$0.00
01/21/2021	0.000004 ALGO	\$0.00	\$0.00	None	\$0.00
01/26/2021	0.000004 ALGO	\$0.00	\$0.00	None	\$0.00
02/28/2021	0.006909 ALGO	\$0.01	\$0.01	None	\$0.00
02/08/2021	0.000004 ALGO	\$0.00	\$0.00	None	\$0.00
03/25/2021	0.006937 ALGO	\$0.01	\$0.01	None	\$0.00
03/18/2021	0.006929 ALGO	\$0.01	\$0.01	None	\$0.00
03/15/2021	0.00692 ALGO	\$0.01	\$0.01	None	\$0.00
02/11/2021	43.150198 ALGO	\$57.60	\$58.39	None	-\$0.79
03/22/2021	0.006933 ALGO	\$0.01	\$0.01	None	\$0.00


Date Sold	Event	Amount	Proceeds	Cost Basis	Long Term	Short Term	Total Gains/Losses
04/20/2021	 Converted from ETH	0.03107752	\$64.85	\$56.96	None	\$7.89	\$7.89
Date Acquired (Tax Lots)							
		0.03107752 ETH	\$64.85	\$56.96	None	\$7.89	
04/23/2021	 Sold XLM	131.7159897	\$50.64	\$63.79	None	-\$13.15	-\$13.15
Date Acquired (Tax Lots)							
		131.7159897 XLM	\$50.64	\$63.79	None	-\$13.15	
04/30/2021	 Converted from FORTH	0.08185092	\$3.04	\$3.01	None	\$0.03	\$0.03
Date Acquired (Tax Lots)							
		0.02728364 FORTH	\$1.01	\$1.00	None	\$0.01	
		0.02728364 FORTH	\$1.01	\$1.00	None	\$0.01	
		0.02728364 FORTH	\$1.01	\$1.00	None	\$0.01	

Date Sold	Event	Amount	Proceeds	Cost Basis	Long Term	Short Term	Total Gains/Losses
05/13/2021	 Sold ETH	0.04342157	\$164.30	\$153.60	None	\$10.70	\$10.70
Date Acquired (Tax Lots)							
04/29/2021		0.01771842 ETH	\$67.04	\$50.64	None	\$16.40	
04/30/2021		0.00108441 ETH	\$4.10	\$2.96	None	\$1.14	
05/09/2021		0.02461874 ETH	\$93.15	\$100.00	None	-\$6.85	
Date Sold	Event	Amount	Proceeds	Cost Basis	Long Term	Short Term	Total Gains/Losses
06/01/2021	 Sold XLM	371.9311135	\$154.01	\$164.00	None	-\$9.99	-\$9.99
Date Acquired (Tax Lots)							
05/24/2021		371.9311135 XLM	\$154.01	\$164.00	None	-\$9.99	
Date Sold	Event	Amount	Proceeds	Cost Basis	Long Term	Short Term	Total Gains/Losses
09/27/2021	 Converted from FET	5.51166636	\$4.50	\$3.00	None	\$1.50	\$1.50
Date Acquired (Tax Lots)							
08/19/2021		1.83722212 FET	\$1.50	\$1.00	None	\$0.50	
08/19/2021		1.83722212 FET	\$1.50	\$1.00	None	\$0.50	
08/19/2021		1.83722212 FET	\$1.50	\$1.00	None	\$0.50	

Date Sold	Event	Amount	Proceeds	Cost Basis	Long Term	Short Term	Total Gains/Losses
09/27/2021	 Converted from AMP	69.24695993	\$3.17	\$7.30	None	-\$4.13	-\$4.13


Date Acquired (Tax Lots)

06/20/2021	11.07787748 AMP	\$0.51	\$1.00	None	-\$0.49
06/20/2021	11.09631602 AMP	\$0.51	\$1.00	None	-\$0.49
06/20/2021	11.07787748 AMP	\$0.51	\$1.00	None	-\$0.49
06/20/2021	35.99488895 AMP	\$1.65	\$4.30	None	-\$2.65

Date Sold	Event	Amount	Proceeds	Cost Basis	Long Term	Short Term	Total Gains/Losses
09/27/2021	 Converted from BAL	0.14513466	\$3.14	\$3.00	None	\$0.14	\$0.14




Date Acquired (Tax Lots)




07/31/2021	0.04837822 BAL	\$1.05	\$1.00	None	\$0.05
07/31/2021	0.04837822 BAL	\$1.05	\$1.00	None	\$0.05
07/31/2021	0.04837822 BAL	\$1.05	\$1.00	None	\$0.05


Date Sold	Event	Amount	Proceeds	Cost Basis	Long Term	Short Term	Total Gains/Losses
09/27/2021	 Converted from RLY	4.6289155	\$2.73	\$3.00	None	-\$0.27	-\$0.27

Date Acquired (Tax Lots)

08/27/2021	1.54273372 RLY	\$0.91	\$1.00	None	-\$0.09
08/27/2021	1.54344806 RLY	\$0.91	\$1.00	None	-\$0.09
08/27/2021	1.54273372 RLY	\$0.91	\$1.00	None	-\$0.09


Date Sold	Event	Amount	Proceeds	Cost Basis	Long Term	Short Term	Total Gains/Losses
09/27/2021	 Converted from GRT	1.68634064	\$1.17	\$1.00	None	\$0.17	\$0.17
Date Acquired (Tax Lots)							
	07/31/2021	1.68634064 GRT	\$1.17	\$1.00	None	\$0.17	
Date Sold	Event	Amount	Proceeds	Cost Basis	Long Term	Short Term	Total Gains/Losses
09/27/2021	 Converted from MATIC	1.63985257	\$1.89	\$3.00	None	-\$1.11	-\$1.11
Date Acquired (Tax Lots)							
	06/01/2021	0.54683655 MATIC	\$0.63	\$1.00	None	-\$0.37	
	06/01/2021	0.54617947 MATIC	\$0.63	\$1.00	None	-\$0.37	
	06/01/2021	0.54683655 MATIC	\$0.63	\$1.00	None	-\$0.37	
Date Sold	Event	Amount	Proceeds	Cost Basis	Long Term	Short Term	Total Gains/Losses
09/27/2021	 Converted from BOND	0.09541986	\$2.19	\$3.00	None	-\$0.81	-\$0.81
Date Acquired (Tax Lots)							
	06/30/2021	0.03180662 BOND	\$0.73	\$1.00	None	-\$0.27	
	06/30/2021	0.03180662 BOND	\$0.73	\$1.00	None	-\$0.27	
	06/30/2021	0.03180662 BOND	\$0.73	\$1.00	None	-\$0.27	

Date Sold	Event	Amount	Proceeds	Cost Basis	Long Term	Short Term	Total Gains/Losses
09/27/2021	 Converted from CHZ	9.29944203	\$2.50	\$3.00	None	-\$0.50	-\$0.50
Date Acquired (Tax Lots)							
09/17/2021		3.09981401 CHZ	\$0.83	\$1.00	None	-\$0.17	
09/17/2021		3.09981401 CHZ	\$0.83	\$1.00	None	-\$0.17	
09/17/2021		3.09981401 CHZ	\$0.83	\$1.00	None	-\$0.17	
Date Sold	Event	Amount	Proceeds	Cost Basis	Long Term	Short Term	Total Gains/Losses
09/27/2021	 Converted from CLV	2.52100839	\$2.68	\$2.97	None	-\$0.29	-\$0.29
Date Acquired (Tax Lots)							
07/31/2021		0.84033613 CLV	\$0.89	\$0.99	None	-\$0.09	
07/31/2021		0.84033613 CLV	\$0.89	\$1.00	None	-\$0.10	
07/31/2021		0.84033613 CLV	\$0.89	\$0.99	None	-\$0.09	
Date Sold	Event	Amount	Proceeds	Cost Basis	Long Term	Short Term	Total Gains/Losses
10/26/2021	 Converted from AUCTION	0.05419074	\$2.26	\$3.01	None	-\$0.75	-\$0.75
Date Acquired (Tax Lots)							
10/22/2021		0.01806358 AUCTION	\$0.75	\$1.00	None	-\$0.25	
10/22/2021		0.01806358 AUCTION	\$0.75	\$1.00	None	-\$0.25	
10/22/2021		0.01806358 AUCTION	\$0.75	\$1.00	None	-\$0.25	

Date Sold	Event	Amount	Proceeds	Cost Basis	Long Term	Short Term	Total Gains/Losses
10/26/2021	 Converted from CTSI	3.62991122	\$3.13	\$3.00	None	\$0.12	\$0.12


Date Acquired (Tax Lots)

10/22/2021	1.20918984 CTSI	\$1.04	\$1.00	None	\$0.04
10/22/2021	1.21036069 CTSI	\$1.04	\$1.00	None	\$0.04
10/22/2021	1.21036069 CTSI	\$1.04	\$1.00	None	\$0.04

Date Sold	Event	Amount	Proceeds	Cost Basis	Long Term	Short Term	Total Gains/Losses
10/28/2021	 Sold SHIB	16475821.73160884	\$985.10	\$163.43	None	\$821.67	\$821.67


Date Acquired (Tax Lots)

10/02/2021	6008948.96586251 SHIB	\$359.28	\$50.00	None	\$309.28
10/01/2021	2445937.64246497 SHIB	\$146.24	\$20.00	None	\$126.24
10/02/2021	1671988.31712087 SHIB	\$99.97	\$15.00	None	\$84.97
10/26/2021	73871.26276223 SHIB	\$4.42	\$3.07	None	\$1.35
10/09/2021	345212.71195045 SHIB	\$20.64	\$10.00	None	\$10.64
10/04/2021	1074960.92678097 SHIB	\$64.27	\$10.00	None	\$54.27
10/01/2021	1187440.28203354 SHIB	\$71.00	\$10.00	None	\$61.00
10/08/2021	334646.290756 SHIB	\$20.01	\$10.00	None	\$10.01
10/11/2021	330574.26730654 SHIB	\$19.77	\$10.00	None	\$9.77
10/01/2021	2948895.20215175 SHIB	\$176.32	\$23.15	None	\$153.17
10/26/2021	53345.86241901 SHIB	\$3.19	\$2.22	None	\$0.97

Date Sold	Event	Amount	Proceeds	Cost Basis	Long Term	Short Term	Total Gains/Losses
10/28/2021	 Sold SHIB	4986892.78346746	\$295.53	\$38.14	None	\$257.39	\$257.39


Date Acquired (Tax Lots)

09/27/2021	255918.00536377 SHIB	\$15.17	\$1.85	None	\$13.32
09/27/2021	298008.90500244 SHIB	\$17.66	\$2.15	None	\$15.51
09/27/2021	152255.97277612 SHIB	\$9.02	\$1.10	None	\$7.93
09/27/2021	339050.04957023 SHIB	\$20.09	\$2.44	None	\$17.65
09/27/2021	158206.06541959 SHIB	\$9.38	\$1.14	None	\$8.23
09/27/2021	362863.0836728 SHIB	\$21.50	\$2.62	None	\$18.89
10/01/2021	3420590.70166251 SHIB	\$202.71	\$26.85	None	\$175.86

Date Sold	Event	Amount	Proceeds	Cost Basis	Long Term	Short Term	Total Gains/Losses
11/13/2021	 Sold SHIB	2130111.05624461	\$107.01	\$156.27	None	-\$49.26	-\$49.26


Date Acquired (Tax Lots)

10/28/2021	504941.97952618 SHIB	\$25.37	\$36.27	None	-\$10.90
10/29/2021	664410.9079083 SHIB	\$33.38	\$50.00	None	-\$16.62
10/28/2021	960758.16881013 SHIB	\$48.27	\$70.00	None	-\$21.73

Date Sold	Event	Amount	Proceeds	Cost Basis	Long Term	Short Term	Total Gains/Losses
11/16/2021	 Sold SHIB	12960584.62028429	\$604.69	\$742.90	None	-\$138.21	-\$138.21


Date Acquired (Tax Lots)

11/04/2021	955422.88557214 SHIB	\$44.58	\$50.00	None	-\$5.42
10/28/2021	752064.61395792 SHIB	\$35.09	\$50.00	None	-\$14.91
10/28/2021	1010558.00114311 SHIB	\$47.15	\$70.00	None	-\$22.85
10/28/2021	1513967.61594552 SHIB	\$70.64	\$108.73	None	-\$38.10
09/27/2021	219167.57248373 SHIB	\$10.23	\$1.58	None	\$8.65
11/13/2021	1997925.43076125 SHIB	\$93.22	\$107.00	None	-\$13.78
10/28/2021	1000249.27865921 SHIB	\$46.67	\$70.00	None	-\$23.33
09/27/2021	612107.17364052 SHIB	\$28.56	\$4.40	None	\$24.15
09/27/2021	427770.30973884 SHIB	\$19.96	\$3.08	None	\$16.88
10/28/2021	863415.04047495 SHIB	\$40.28	\$60.00	None	-\$19.72
10/28/2021	1291579.45631135 SHIB	\$60.26	\$85.00	None	-\$24.74
09/27/2021	431662.01328914 SHIB	\$20.14	\$3.11	None	\$17.03
10/28/2021	1013322.44552314 SHIB	\$47.28	\$70.00	None	-\$22.72
10/28/2021	871372.78278347 SHIB	\$40.65	\$60.00	None	-\$19.35

Date Sold	Event	Amount	Proceeds	Cost Basis	Long Term	Short Term	Total Gains/Losses
11/22/2021	 Sold SHIB	2350281.47418607	\$102.01	\$120.42	None	-\$18.41	-\$18.41

Date Acquired (Tax Lots)

11/18/2021	481338.16514137 SHIB	\$20.89	\$25.00	None	-\$4.11
11/16/2021	1389577.84130145 SHIB	\$60.31	\$70.42	None	-\$10.10
11/18/2021	479365.46774325 SHIB	\$20.81	\$25.00	None	-\$4.19

Date Sold	Event	Amount	Proceeds	Cost Basis	Long Term	Short Term	Total Gains/Losses
11/24/2021	 Sold SHIB	3709409.51869538	\$138.74	\$184.92	None	-\$46.18	-\$46.18

Date Acquired (Tax Lots)

11/18/2021	293932.63567222 SHIB	\$10.99	\$14.34	None	-\$3.35
11/16/2021	702208.12681714 SHIB	\$26.26	\$35.58	None	-\$9.32
11/16/2021	2186398.6024702 SHIB	\$81.78	\$110.00	None	-\$28.22
11/18/2021	526870.15373582 SHIB	\$19.71	\$25.00	None	-\$5.29