

Gain / Loss report

Ajaykanth Reddy Satti | b8a9e2fc-57f6-55ac-971e-14fcae21dc3e | ajaykanth.satti@gmail.com

About report

This report includes all taxable activity with realized gains or losses. For US customers, Sells and Converts are taxable events that realize gains. This report does not include taxable events like Staking or Coinbase Earn that result in income. For final tax obligations, please consult your tax advisor.

Summary

Cost Basis Method: **HIFO**

Data source	Long-term	Short-term	Total gains/losses
Coinbase	None	-\$8.95	-\$8.95
Total	None	-\$8.95	-\$8.95

Report legend

Short-term

The tax you pay on capital gains or losses depends on how long you hold the asset. If you hold an asset for 1 year or less, you pay the short term capital gains tax rate.

Long-term


The tax you pay on capital gains or losses depends on how long you hold the asset. If you hold an asset for 1 year and 1 day, or longer, you pay the long term capital gains tax rate.

Proceeds

The amount of money you received when you sold your cryptocurrency. If you received USD in exchange for your cryptocurrency then the cash you received is your proceeds. If you exchanged one cryptocurrency for another it will be the dollar value of the crypto you received.


Data source: Coinbase

These are taxable transactions incurring realized gains or losses where Coinbase all relevant data points.

Date Sold	Event	Amount	Proceeds	Cost Basis	Long Term	Short Term	Total Gains/Losses
11/04/2021	 Converted from LRC	2.92731048	\$3.29	\$1.48	None	\$1.81	\$1.81


Date Acquired (Tax Lots)

10/29/2021	0.9749439354931469 LRC	\$1.10	\$0.49	None	\$0.61
10/29/2021	0.9776126698602014 LRC	\$1.10	\$0.50	None	\$0.60
10/29/2021	0.9747538746466517 LRC	\$1.09	\$0.49	None	\$0.60

Date Sold	Event	Amount	Proceeds	Cost Basis	Long Term	Short Term	Total Gains/Losses
11/05/2021	 Converted from SHIB	484920.05000887	\$30.28	\$28.20	None	\$2.09	\$2.09


Date Acquired (Tax Lots)

11/04/2021	414770.12102608 SHIB	\$25.90	\$25.00	None	\$0.90
11/04/2021	70149.92898279 SHIB	\$4.38	\$3.20	None	\$1.19

Date Sold	Event	Amount	Proceeds	Cost Basis	Long Term	Short Term	Total Gains/Losses
11/06/2021	 Converted from BTC	0.00048568	\$29.80	\$29.63	None	\$0.16	\$0.16


Date Acquired (Tax Lots)

11/05/2021	0.00048568 BTC	\$29.80	\$29.63	None	\$0.16
------------	----------------	---------	---------	------	--------

Date Sold	Event	Amount	Proceeds	Cost Basis	Long Term	Short Term	Total Gains/Losses
11/09/2021	 Converted from IOTX	286.07188621	\$48.23	\$50.00	None	-\$1.77	-\$1.77


Date Acquired (Tax Lots)

11/08/2021	286.07188621 IOTX	\$48.23	\$50.00	None	-\$1.77
------------	-------------------	---------	---------	------	---------

Date Sold	Event	Amount	Proceeds	Cost Basis	Long Term	Short Term	Total Gains/Losses
11/10/2021	 Converted from SHIB	386473.42995169	\$20.00	\$22.98	None	-\$2.98	-\$2.98


Date Acquired (Tax Lots)

11/06/2021	386473.42995169 SHIB	\$20.00	\$22.98	None	-\$2.98
------------	----------------------	---------	---------	------	---------

Date Sold	Event	Amount	Proceeds	Cost Basis	Long Term	Short Term	Total Gains/Losses
11/10/2021	 Converted from SHIB	589970.50147493	\$30.00	\$33.76	None	-\$3.76	-\$3.76


Date Acquired (Tax Lots)

11/09/2021	487825.85248374 SHIB	\$24.81	\$27.68	None	-\$2.88
11/06/2021	102144.64899119 SHIB	\$5.19	\$6.07	None	-\$0.88

Date Sold	Event	Amount	Proceeds	Cost Basis	Long Term	Short Term	Total Gains/Losses
11/10/2021	 Converted from SHIB	349315.60685145	\$17.88	\$19.82	None	-\$1.94	-\$1.94


Date Acquired (Tax Lots)

11/09/2021	349315.60685145 SHIB	\$17.88	\$19.82	None	-\$1.94
------------	----------------------	---------	---------	------	---------

Date Sold	Event	Amount	Proceeds	Cost Basis	Long Term	Short Term	Total Gains/Losses
11/10/2021	 Converted from IOTX	64.33184941	\$25.00	\$23.97	None	\$1.03	\$1.03


Date Acquired (Tax Lots)

11/10/2021	43.75553687 IOTX	\$17.00	\$17.58	None	-\$0.57
11/10/2021	20.57631254 IOTX	\$8.00	\$6.40	None	\$1.60

Date Sold	Event	Amount	Proceeds	Cost Basis	Long Term	Short Term	Total Gains/Losses
11/10/2021	 Converted from IOTX	41.62861526	\$16.11	\$12.94	None	\$3.17	\$3.17


Date Acquired (Tax Lots)

11/10/2021	41.62861526 IOTX	\$16.11	\$12.94	None	\$3.17
------------	------------------	---------	---------	------	--------

Date Sold	Event	Amount	Proceeds	Cost Basis	Long Term	Short Term	Total Gains/Losses
11/10/2021	 Converted from BTC	0.000512	\$34.98	\$35.05	None	-\$0.06	-\$0.06




Date Acquired (Tax Lots)


11/10/2021	0.00035333 BTC	\$24.14	\$24.19	None	-\$0.05
11/10/2021	0.00015867 BTC	\$10.84	\$10.85	None	-\$0.01

Date Sold	Event	Amount	Proceeds	Cost Basis	Long Term	Short Term	Total Gains/Losses
11/11/2021	 Converted from IOTX	91.71196574	\$30.34	\$34.01	None	-\$3.68	-\$3.68

Date Acquired (Tax Lots)


11/10/2021	91.71196574 IOTX	\$30.34	\$34.01	None	-\$3.68
------------	------------------	---------	---------	------	---------

Date Sold	Event	Amount	Proceeds	Cost Basis	Long Term	Short Term	Total Gains/Losses
11/11/2021	 Converted from BTC	0.0005143	\$33.15	\$34.30	None	-\$1.15	-\$1.15
Date Acquired (Tax Lots)							
11/10/2021		0.00007175 BTC	\$4.62	\$4.91	None	-\$0.28	
11/10/2021		0.00044255 BTC	\$28.53	\$29.39	None	-\$0.87	
Date Sold	Event	Amount	Proceeds	Cost Basis	Long Term	Short Term	Total Gains/Losses
12/02/2021	 Converted from ANKR	26.60350826	\$3.80	\$4.00	None	-\$0.20	-\$0.20
Date Acquired (Tax Lots)							
12/01/2021		6.6438560940770023 ANKR	\$0.95	\$1.00	None	-\$0.05	
12/01/2021		6.6613375949925713 ANKR	\$0.95	\$1.00	None	-\$0.05	
12/01/2021		6.6484941160827073 ANKR	\$0.95	\$1.00	None	-\$0.05	
12/01/2021		6.6498204548477191 ANKR	\$0.95	\$1.00	None	-\$0.05	
Date Sold	Event	Amount	Proceeds	Cost Basis	Long Term	Short Term	Total Gains/Losses
12/02/2021	 Converted from CLV	4.60829493	\$5.00	\$4.95	None	\$0.05	\$0.05
Date Acquired (Tax Lots)							
12/02/2021		0.9216589861751152 CLV	\$1.00	\$0.99	None	\$0.01	
12/02/2021		0.9216589852995392 CLV	\$1.00	\$0.99	None	\$0.01	
12/02/2021		0.9216589861751152 CLV	\$1.00	\$0.99	None	\$0.01	
12/02/2021		0.9216589861751152 CLV	\$1.00	\$0.99	None	\$0.01	
12/02/2021		0.9216589861751152 CLV	\$1.00	\$0.99	None	\$0.01	

Date Sold	Event	Amount	Proceeds	Cost Basis	Long Term	Short Term	Total Gains/Losses
12/26/2021	 Converted from AMP	61.17455647	\$3.10	\$2.97	None	\$0.13	\$0.13


Date Acquired (Tax Lots)

12/22/2021	20.3956761136302507 AMP	\$1.03	\$0.99	None	\$0.04
12/22/2021	20.3832042397064819 AMP	\$1.03	\$0.99	None	\$0.04
12/22/2021	20.3956761166632674 AMP	\$1.03	\$0.99	None	\$0.04

Date Sold	Event	Amount	Proceeds	Cost Basis	Long Term	Short Term	Total Gains/Losses
12/26/2021	 Converted from FET	5.41516245	\$3.06	\$2.99	None	\$0.07	\$0.07

Date Acquired (Tax Lots)

12/22/2021	1.8050541516245487 FET	\$1.02	\$1.00	None	\$0.02
12/22/2021	1.8050541467509026 FET	\$1.02	\$0.99	None	\$0.03
12/22/2021	1.8050541516245487 FET	\$1.02	\$1.00	None	\$0.02

Date Sold	Event	Amount	Proceeds	Cost Basis	Long Term	Short Term	Total Gains/Losses
12/26/2021	 Converted from IOTX	58.43103394	\$9.63	\$11.55	None	-\$1.92	-\$1.92

Date Acquired (Tax Lots)

12/09/2021	5.7110222729868646 IOTX	\$0.94	\$1.00	None	-\$0.06
12/02/2021	23.40225948 IOTX	\$3.86	\$4.86	None	-\$1.01
12/09/2021	5.7077625480487692 IOTX	\$0.94	\$0.99	None	-\$0.05
12/02/2021	17.90401834 IOTX	\$2.95	\$3.71	None	-\$0.76
12/09/2021	5.7059712989643662 IOTX	\$0.94	\$0.99	None	-\$0.05