

# Gain / Loss report


Krishna Rachakonda | 999000f9-03bd-5156-9c74-5541c92137eb | karthik828@gmail.com

## About report

This report includes all taxable activity with realized gains or losses. For US customers, Sells and Converts are taxable events that realize gains. This report does not include taxable events like Staking or Coinbase Earn that result in income. For final tax obligations, please consult your tax advisor.

## Summary

Cost Basis Method: **HIFO**

Data source	Long-term	Short-term	Total gains/losses
Coinbase	None	-\$168.05	-\$168.05
 Not Available	None	\$179.08	\$179.08
<b>Total</b>	None	\$11.03	\$11.03

## Report legend

### Short-term

The tax you pay on capital gains or losses depends on how long you hold the asset. If you hold an asset for 1 year or less, you pay the short term capital gains tax rate.

### Long-term


The tax you pay on capital gains or losses depends on how long you hold the asset. If you hold an asset for 1 year and 1 day, or longer, you pay the long term capital gains tax rate.

### Proceeds

The amount of money you received when you sold your cryptocurrency. If you received USD in exchange for your cryptocurrency then the cash you received is your proceeds. If you exchanged one cryptocurrency for another it will be the dollar value of the crypto you received.

### Some data not available

Why?

When you transfer crypto to Coinbase and you acquired it elsewhere, Coinbase does not have a record of the asset's original cost basis and/or date acquired. For these transactions, we indicate that these data points are not available with .




How to treat these transactions

We estimate your gains/losses for these transactions by assuming \$0 cost basis and treating your date received as date acquired. Before filing your taxes, work with your tax professional or follow our guide to prepare these data points to accurately report your gains or losses.


## Section 1

## Data source: Coinbase

These are taxable transactions incurring realized gains or losses where Coinbase all relevant data points.


Date Sold	Event	Amount	Proceeds	Cost Basis	Long Term	Short Term	Total Gains/Losses
02/10/2021	 Converted from USDC	175.7	\$175.70	\$175.70	None	\$0.00	\$0.00
Date Acquired (Tax Lots)							
02/10/2021		175.7 USDC	\$175.70	\$175.70	None	\$0.00	
Date Sold	Event	Amount	Proceeds	Cost Basis	Long Term	Short Term	Total Gains/Losses
03/21/2021	 Converted from GRT	87.99652141	\$149.55	\$200.00	None	-\$50.45	-\$50.45
Date Acquired (Tax Lots)							
02/18/2021		87.99652141 GRT	\$149.55	\$200.00	None	-\$50.45	
Date Sold	Event	Amount	Proceeds	Cost Basis	Long Term	Short Term	Total Gains/Losses
07/06/2021	 Converted from ATOM	26.480977	\$346.11	\$474.36	None	-\$128.25	-\$128.25
Date Acquired (Tax Lots)							
03/12/2021		0.001314 ATOM	\$0.02	\$0.02	None	-\$0.01	
04/02/2021		0.02026 ATOM	\$0.26	\$0.40	None	-\$0.13	
05/15/2021		0.870164 ATOM	\$11.37	\$25.00	None	-\$13.63	

Date	Quantity	Asset	Cost Basis	Market Value	Gain/Loss	Realized Gain/Loss
05/21/2021	0.009339	ATOM	\$0.12	\$0.15	None	-\$0.03
06/25/2021	0.021804	ATOM	\$0.28	\$0.21	None	\$0.08
06/01/2021	1.673583	ATOM	\$21.87	\$25.00	None	-\$3.13
03/06/2021	0.004924	ATOM	\$0.06	\$0.09	None	-\$0.03
06/18/2021	0.026378	ATOM	\$0.34	\$0.33	None	\$0.01
05/07/2021	0.021397	ATOM	\$0.28	\$0.55	None	-\$0.27
03/06/2021	0.001499	ATOM	\$0.02	\$0.03	None	-\$0.01
06/04/2021	0.018128	ATOM	\$0.24	\$0.26	None	-\$0.02
04/16/2021	0.025759	ATOM	\$0.34	\$0.68	None	-\$0.34
04/04/2021	1.151175	ATOM	\$15.05	\$25.00	None	-\$9.95
03/27/2021	0.006021	ATOM	\$0.08	\$0.11	None	-\$0.04
04/30/2021	0.022375	ATOM	\$0.29	\$0.51	None	-\$0.22
07/02/2021	0.014448	ATOM	\$0.19	\$0.16	None	\$0.03
06/15/2021	1.756138	ATOM	\$22.95	\$25.00	None	-\$2.05
03/05/2021	0.028742	ATOM	\$0.38	\$0.55	None	-\$0.17
04/09/2021	0.007994	ATOM	\$0.10	\$0.17	None	-\$0.07
04/15/2021	0.870909	ATOM	\$11.38	\$25.00	None	-\$13.62
02/10/2021	11.800136	ATOM	\$154.23	\$172.37	None	-\$18.14
05/28/2021	0.010565	ATOM	\$0.14	\$0.13	None	\$0.00
06/11/2021	0.022522	ATOM	\$0.29	\$0.28	None	\$0.01
05/14/2021	0.009374	ATOM	\$0.12	\$0.23	None	-\$0.11
03/21/2021	7.054887	ATOM	\$92.21	\$146.79	None	-\$54.58
04/23/2021	0.016832	ATOM	\$0.22	\$0.32	None	-\$0.10
05/01/2021	1.01431	ATOM	\$13.26	\$25.00	None	-\$11.74

Date Sold	Event	Amount	Proceeds	Cost Basis	Long Term	Short Term	Total Gains/Losses
08/31/2021	 Converted from MATIC	148.95885315	\$196.72	\$200.00	None	-\$3.28	-\$3.28

Date Acquired (Tax Lots)

08/31/2021	148.95885315 MATIC	\$196.72	\$200.00	None	-\$3.28
------------	--------------------	----------	----------	------	---------

Date Sold	Event	Amount	Proceeds	Cost Basis	Long Term	Short Term	Total Gains/Losses
11/10/2021	 Converted from MATIC	120.07218593	\$213.93	\$200.00	None	\$13.93	\$13.93

Date Acquired (Tax Lots)


09/06/2021	120.07218593 MATIC	\$213.93	\$200.00	None	\$13.93
------------	--------------------	----------	----------	------	---------

Section 2

## Data source: Not available

These are taxable transactions incurring realized gains or losses where the cost basis is unavailable.

**!** For these transactions Coinbase does not have a cost basis on record. We estimate your gains/losses for these transactions by assuming \$0 cost basis and treating your date received as date acquired.

Date Sold	Event	Amount	Proceeds	Cost Basis	Long Term	Short Term	Total Gains/Losses
02/10/2021	 Converted from OMG	35.33230095	\$179.08	\$0.00	None	\$179.08	<b>\$179.08</b>
Date Acquired (Tax Lots)							
	<b>!</b> 01/07/2021	35.33230095 OMG	\$179.08	\$0.00	None	\$179.08	