

Gain / Loss report

Chethan Kanchi | 176de3c2-2e64-539c-8420-343cc2ac573d | chethankumarreddy111@gmail.com

About report

This report includes all taxable activity with realized gains or losses. For US customers, Sells and Converts are taxable events that realize gains. This report does not include taxable events like Staking or Coinbase Earn that result in income. For final tax obligations, please consult your tax advisor.

Summary

Cost Basis Method: **HIFO**

Data source	Long-term	Short-term	Total gains/losses
Coinbase	None	\$143.78	\$143.78
Total	None	\$143.78	\$143.78

Report legend

Short-term

The tax you pay on capital gains or losses depends on how long you hold the asset. If you hold an asset for 1 year or less, you pay the short term capital gains tax rate.

Long-term




The tax you pay on capital gains or losses depends on how long you hold the asset. If you hold an asset for 1 year and 1 day, or longer, you pay the long term capital gains tax rate.


Proceeds

The amount of money you received when you sold your cryptocurrency. If you received USD in exchange for your cryptocurrency then the cash you received is your proceeds. If you exchanged one cryptocurrency for another it will be the dollar value of the crypto you received.

Data source: Coinbase


These are taxable transactions incurring realized gains or losses where Coinbase all relevant data points.

Date Sold	Event	Amount	Proceeds	Cost Basis	Long Term	Short Term	Total Gains/Losses
09/05/2021	 Sold CTSI	188.84489121	\$152.01	\$69.27	None	\$82.74	\$82.74
Date Acquired (Tax Lots)							
06/26/2021		188.84489121 CTSI	\$152.01	\$69.27	None	\$82.74	
Date Sold	Event	Amount	Proceeds	Cost Basis	Long Term	Short Term	Total Gains/Losses
09/05/2021	 Sold CTSI	114.64164931	\$102.01	\$42.05	None	\$59.96	\$59.96
Date Acquired (Tax Lots)							
06/26/2021		114.64164931 CTSI	\$102.01	\$42.05	None	\$59.96	
Date Sold	Event	Amount	Proceeds	Cost Basis	Long Term	Short Term	Total Gains/Losses
10/13/2021	 Sold BTC	0.00012454	\$6.10	\$5.00	None	\$1.10	\$1.10
Date Acquired (Tax Lots)							
07/28/2021		0.00012454 BTC	\$6.10	\$5.00	None	\$1.10	

Date Sold	Event	Amount	Proceeds	Cost Basis	Long Term	Short Term	Total Gains/Losses
10/13/2021	 Sold XLM	29.0383049	\$9.07	\$10.00	None	-\$0.93	-\$0.93


Date Acquired (Tax Lots)

10/07/2021		5.8137676 XLM	\$1.82	\$2.00	None	-\$0.19	
10/07/2021		5.80213 XLM	\$1.81	\$2.00	None	-\$0.19	
10/07/2021		5.8065097 XLM	\$1.81	\$2.00	None	-\$0.19	
10/07/2021		5.8137676 XLM	\$1.82	\$2.00	None	-\$0.19	
10/07/2021		5.80213 XLM	\$1.81	\$2.00	None	-\$0.19	

Date Sold	Event	Amount	Proceeds	Cost Basis	Long Term	Short Term	Total Gains/Losses
10/27/2021	 Converted from CLV	2.43902439	\$2.94	\$3.01	None	-\$0.07	-\$0.07


Date Acquired (Tax Lots)

09/23/2021		0.81300813 CLV	\$0.98	\$1.00	None	-\$0.02	
09/23/2021		0.81300813 CLV	\$0.98	\$1.00	None	-\$0.02	
09/23/2021		0.81300813 CLV	\$0.98	\$1.00	None	-\$0.02	

Date Sold	Event	Amount	Proceeds	Cost Basis	Long Term	Short Term	Total Gains/Losses
10/30/2021	 Converted from RLY	24.2464202	\$14.88	\$15.17	None	-\$0.29	-\$0.29


Date Acquired (Tax Lots)

10/14/2021		24.2464202 RLY	\$14.88	\$15.17	None	-\$0.29	
------------	--	----------------	---------	---------	------	---------	--

Date Sold	Event	Amount	Proceeds	Cost Basis	Long Term	Short Term	Total Gains/Losses
10/30/2021	 Converted from XYO	94.40191008	\$2.77	\$2.87	None	-\$0.09	-\$0.09


Date Acquired (Tax Lots)

10/27/2021	94.40191008 XYO	\$2.77	\$2.87	None	-\$0.09
------------	-----------------	--------	--------	------	---------

Date Sold	Event	Amount	Proceeds	Cost Basis	Long Term	Short Term	Total Gains/Losses
10/30/2021	 Converted from FET	3.77073906	\$2.80	\$3.00	None	-\$0.20	-\$0.20


Date Acquired (Tax Lots)

09/25/2021	1.25691302 FET	\$0.93	\$1.00	None	-\$0.07
09/25/2021	1.25691302 FET	\$0.93	\$1.00	None	-\$0.07
09/25/2021	1.25691302 FET	\$0.93	\$1.00	None	-\$0.07

Date Sold	Event	Amount	Proceeds	Cost Basis	Long Term	Short Term	Total Gains/Losses
10/30/2021	 Converted from COMP	0.02866762	\$9.15	\$9.00	None	\$0.16	\$0.16


Date Acquired (Tax Lots)

10/07/2021	0.00956145 COMP	\$3.05	\$3.00	None	\$0.05
10/07/2021	0.0095505 COMP	\$3.05	\$3.00	None	\$0.05
10/07/2021	0.00955567 COMP	\$3.05	\$3.00	None	\$0.05

Date Sold	Event	Amount	Proceeds	Cost Basis	Long Term	Short Term	Total Gains/Losses
10/30/2021	 Converted from AMP	66.84491979	\$3.05	\$3.00	None	\$0.05	\$0.05


Date Acquired (Tax Lots)

09/25/2021	22.28163993 AMP	\$1.02	\$1.00	None	\$0.02
09/25/2021	22.28163993 AMP	\$1.02	\$1.00	None	\$0.02
09/25/2021	22.28163993 AMP	\$1.02	\$1.00	None	\$0.02

Date Sold	Event	Amount	Proceeds	Cost Basis	Long Term	Short Term	Total Gains/Losses
10/30/2021	 Converted from GRT	5.43737134	\$5.07	\$4.00	None	\$1.06	\$1.06


Date Acquired (Tax Lots)

09/23/2021	1.36035913 GRT	\$1.27	\$1.00	None	\$0.27
09/23/2021	1.35832654 GRT	\$1.27	\$1.00	None	\$0.27
09/23/2021	1.35832654 GRT	\$1.27	\$1.00	None	\$0.27
09/23/2021	1.36035913 GRT	\$1.27	\$1.00	None	\$0.27

Date Sold	Event	Amount	Proceeds	Cost Basis	Long Term	Short Term	Total Gains/Losses
11/04/2021	 Converted from BTC	0.000165	\$10.32	\$10.02	None	\$0.30	\$0.30

Date Acquired (Tax Lots)

10/31/2021	0.000165 BTC	\$10.32	\$10.02	None	\$0.30
------------	--------------	---------	---------	------	--------

Date Sold	Event	Amount	Proceeds	Cost Basis	Long Term	Short Term	Total Gains/Losses
11/06/2021	 Converted from AUCTION	0.0781793	\$3.00	\$3.00	None	-\$0.00	-\$0.00

Date Acquired (Tax Lots)

11/06/2021	0.02606203 AUCTION	\$1.00	\$1.00	None	-\$0.00
11/06/2021	0.02605524 AUCTION	\$1.00	\$1.00	None	-\$0.00
11/06/2021	0.02606203 AUCTION	\$1.00	\$1.00	None	-\$0.00