

Gain / Loss report

shirishkumar nellore | 813234c5-9126-5550-8c1c-460eabf08253 | shirish75850@gmail.com

About report

This report includes all taxable activity with realized gains or losses. For US customers, Sells and Converts are taxable events that realize gains. This report does not include taxable events like Staking or Coinbase Earn that result in income. For final tax obligations, please consult your tax advisor.

Summary

Cost Basis Method: **HIFO**

Data source	Long-term	Short-term	Total gains/losses
Coinbase	\$1.03	\$75.77	\$76.80
Total	\$1.03	\$75.77	\$76.80

Report legend

Short-term

The tax you pay on capital gains or losses depends on how long you hold the asset. If you hold an asset for 1 year or less, you pay the short term capital gains tax rate.

Long-term


The tax you pay on capital gains or losses depends on how long you hold the asset. If you hold an asset for 1 year and 1 day, or longer, you pay the long term capital gains tax rate.

Proceeds

The amount of money you received when you sold your cryptocurrency. If you received USD in exchange for your cryptocurrency then the cash you received is your proceeds. If you exchanged one cryptocurrency for another it will be the dollar value of the crypto you received.


Data source: Coinbase

These are taxable transactions incurring realized gains or losses where Coinbase all relevant data points.

Date Sold	Event	Amount	Proceeds	Cost Basis	Long Term	Short Term	Total Gains/Losses
10/20/2021	 Converted from ETH	0.00030691	\$1.18	\$0.16	\$1.03	None	\$1.03


Date Acquired (Tax Lots)

04/17/2018	0.00030691 ETH	\$1.18	\$0.16	\$1.03	None
------------	----------------	--------	--------	--------	------

Date Sold	Event	Amount	Proceeds	Cost Basis	Long Term	Short Term	Total Gains/Losses
10/26/2021	 Sold COMP	0.02622439	\$7.94	\$9.00	None	-\$1.06	-\$1.06


Date Acquired (Tax Lots)

10/26/2021	0.00876092 COMP	\$2.65	\$3.02	None	-\$0.36
10/26/2021	0.00872068 COMP	\$2.64	\$2.99	None	-\$0.35
10/26/2021	0.00874279 COMP	\$2.65	\$2.99	None	-\$0.35

Date Sold	Event	Amount	Proceeds	Cost Basis	Long Term	Short Term	Total Gains/Losses
10/26/2021	 Sold GRT	3.83582728	\$2.95	\$4.00	None	-\$1.05	-\$1.05


Date Acquired (Tax Lots)

10/26/2021	0.95904862 GRT	\$0.74	\$1.00	None	-\$0.26
10/26/2021	0.95941667 GRT	\$0.74	\$1.00	None	-\$0.26
10/26/2021	0.95831337 GRT	\$0.74	\$1.00	None	-\$0.26
10/26/2021	0.95904862 GRT	\$0.74	\$1.00	None	-\$0.26

Date Sold	Event	Amount	Proceeds	Cost Basis	Long Term	Short Term	Total Gains/Losses
10/26/2021	 Sold CLV	2.49999999	\$1.97	\$3.01	None	-\$1.04	-\$1.04


Date Acquired (Tax Lots)

10/26/2021	0.83333333 CLV	\$0.66	\$1.00	None	-\$0.35
10/26/2021	0.83333333 CLV	\$0.66	\$1.00	None	-\$0.35
10/26/2021	0.83333333 CLV	\$0.66	\$1.00	None	-\$0.35

Date Sold	Event	Amount	Proceeds	Cost Basis	Long Term	Short Term	Total Gains/Losses
10/26/2021	 Sold BTC	0.00004781	\$2.00	\$3.00	None	-\$1.00	-\$1.00


Date Acquired (Tax Lots)

10/26/2021	0.00001594 BTC	\$0.67	\$1.00	None	-\$0.33
10/26/2021	0.00001593 BTC	\$0.67	\$1.00	None	-\$0.33
10/26/2021	0.00001594 BTC	\$0.67	\$1.00	None	-\$0.33

Date Sold	Event	Amount	Proceeds	Cost Basis	Long Term	Short Term	Total Gains/Losses
10/26/2021	 Sold FET	3.95882833	\$2.00	\$3.00	None	-\$1.00	-\$1.00


Date Acquired (Tax Lots)

10/26/2021	1.31978356 FET	\$0.67	\$1.00	None	-\$0.33
10/26/2021	1.31978356 FET	\$0.67	\$1.00	None	-\$0.33
10/26/2021	1.31926121 FET	\$0.67	\$1.00	None	-\$0.33

Date Sold	Event	Amount	Proceeds	Cost Basis	Long Term	Short Term	Total Gains/Losses
10/26/2021	 Sold AUCTION	0.07017201	\$1.99	\$3.00	None	-\$1.01	-\$1.01


Date Acquired (Tax Lots)

10/26/2021	0.02321263 AUCTION	\$0.66	\$1.00	None	-\$0.34
10/26/2021	0.02347969 AUCTION	\$0.67	\$1.00	None	-\$0.34
10/26/2021	0.02347969 AUCTION	\$0.67	\$1.00	None	-\$0.34

Date Sold	Event	Amount	Proceeds	Cost Basis	Long Term	Short Term	Total Gains/Losses
10/26/2021	 Sold AMP	63.19780914	\$2.00	\$3.00	None	-\$1.00	-\$1.00


Date Acquired (Tax Lots)

10/26/2021	21.06593638 AMP	\$0.67	\$1.00	None	-\$0.33
10/26/2021	21.06593638 AMP	\$0.67	\$1.00	None	-\$0.33
10/26/2021	21.06593638 AMP	\$0.67	\$1.00	None	-\$0.33

Date Sold	Event	Amount	Proceeds	Cost Basis	Long Term	Short Term	Total Gains/Losses
10/28/2021	 Sold SHIB	402975.99276996	\$33.20	\$12.67	None	\$20.53	\$20.53


Date Acquired (Tax Lots)

10/21/2021	361630.36828913 SHIB	\$29.79	\$11.51	None	\$18.28
10/20/2021	41345.62448083 SHIB	\$3.41	\$1.16	None	\$2.25

Date Sold	Event	Amount	Proceeds	Cost Basis	Long Term	Short Term	Total Gains/Losses
10/30/2021	 Sold ASM	566.03491012	\$71.36	\$54.05	None	\$17.31	\$17.31


Date Acquired (Tax Lots)

10/29/2021	566.03491012 ASM	\$71.36	\$54.05	None	\$17.31
------------	------------------	---------	---------	------	---------

Date Sold	Event	Amount	Proceeds	Cost Basis	Long Term	Short Term	Total Gains/Losses
10/30/2021	 Sold JASMY	760.56590158	\$85.72	\$50.00	None	\$35.72	\$35.72


Date Acquired (Tax Lots)

10/21/2021	760.56590158 JASMY	\$85.72	\$50.00	None	\$35.72
------------	--------------------	---------	---------	------	---------

Date Sold	Event	Amount	Proceeds	Cost Basis	Long Term	Short Term	Total Gains/Losses
11/03/2021	 Sold AMP	2000	\$107.47	\$95.35	None	\$12.12	\$12.12


Date Acquired (Tax Lots)

10/30/2021	2000 AMP	\$107.47	\$95.35	None	\$12.12
------------	----------	----------	---------	------	---------

Date Sold	Event	Amount	Proceeds	Cost Basis	Long Term	Short Term	Total Gains/Losses
11/06/2021	 Converted from CHZ	140.3997971	\$63.03	\$73.59	None	-\$10.56	-\$10.56




Date Acquired (Tax Lots)


11/04/2021	23.64438121 CHZ	\$10.61	\$11.86	None	-\$1.25
10/31/2021	116.75541589 CHZ	\$52.41	\$61.73	None	-\$9.32

Date Sold	Event	Amount	Proceeds	Cost Basis	Long Term	Short Term	Total Gains/Losses
11/06/2021	 Converted from LRC	1.15856972	\$1.53	\$1.50	None	\$0.03	\$0.03

Date Acquired (Tax Lots)


11/03/2021	0.3862196817549823 LRC	\$0.51	\$0.50	None	\$0.01
11/03/2021	0.3859960628401591 LRC	\$0.51	\$0.50	None	\$0.01
11/03/2021	0.3863539754048586 LRC	\$0.51	\$0.50	None	\$0.01

Date Sold	Event	Amount	Proceeds	Cost Basis	Long Term	Short Term	Total Gains/Losses
11/14/2021	 Converted from TRIBE	100	\$123.88	\$95.61	None	\$28.27	\$28.27
Date Acquired (Tax Lots)							
11/04/2021		100 TRIBE	\$123.88	\$95.61	None	\$28.27	
Date Sold	Event	Amount	Proceeds	Cost Basis	Long Term	Short Term	Total Gains/Losses
11/19/2021	 Converted from JASMY	310.65484049	\$50.84	\$63.13	None	-\$12.29	-\$12.29
Date Acquired (Tax Lots)							
11/06/2021		303.32525005 JASMY	\$49.64	\$61.64	None	-\$12.00	
11/06/2021		7.32959044 JASMY	\$1.20	\$1.49	None	-\$0.29	
Date Sold	Event	Amount	Proceeds	Cost Basis	Long Term	Short Term	Total Gains/Losses
12/02/2021	 Converted from CLV	1.82648401	\$2.00	\$1.99	None	\$0.01	\$0.01
Date Acquired (Tax Lots)							
12/02/2021		0.9132420008675799 CLV	\$1.00	\$1.00	None	\$0.00	
12/02/2021		0.9132420091324201 CLV	\$1.00	\$1.00	None	\$0.00	

Date Sold	Event	Amount	Proceeds	Cost Basis	Long Term	Short Term	Total Gains/Losses
12/02/2021	 Converted from XLM	29.994091	\$10.02	\$10.01	None	\$0.02	\$0.02


Date Acquired (Tax Lots)

12/02/2021	5.9988182 XLM	\$2.00	\$2.00	None	\$0.00
12/02/2021	5.9988182 XLM	\$2.00	\$2.00	None	\$0.01
12/02/2021	5.9988182 XLM	\$2.00	\$2.00	None	\$0.00
12/02/2021	5.9988182 XLM	\$2.00	\$2.00	None	\$0.01
12/02/2021	5.9988182 XLM	\$2.00	\$2.00	None	\$0.00

Date Sold	Event	Amount	Proceeds	Cost Basis	Long Term	Short Term	Total Gains/Losses
12/04/2021	 Converted from SOL	1.525150238	\$315.44	\$310.25	None	\$5.20	\$5.20


Date Acquired (Tax Lots)

10/21/2021	1 SOL	\$206.83	\$188.49	None	\$18.34
11/14/2021	0.525150238 SOL	\$108.62	\$121.76	None	-\$13.14

Date Sold	Event	Amount	Proceeds	Cost Basis	Long Term	Short Term	Total Gains/Losses
12/08/2021	 Converted from IOTX	60.47358771	\$10.78	\$14.79	None	-\$4.01	-\$4.01

Date Acquired (Tax Lots)

12/02/2021	38.95299994 IOTX	\$6.94	\$9.83	None	-\$2.89
12/02/2021	7.76724482 IOTX	\$1.38	\$1.96	None	-\$0.58
12/02/2021	4.8826932846219458 IOTX	\$0.87	\$1.00	None	-\$0.13
12/02/2021	3.987956371757293 IOTX	\$0.71	\$1.00	None	-\$0.29
12/02/2021	4.8826932936207612 IOTX	\$0.87	\$1.00	None	-\$0.13

Date Sold	Event	Amount	Proceeds	Cost Basis	Long Term	Short Term	Total Gains/Losses
12/28/2021	 Converted from DOGE	1723.15394755	\$300.95	\$310.34	None	-\$9.39	-\$9.39

Date Acquired (Tax Lots)

12/04/2021	1723.15394755 DOGE	\$300.95	\$310.34	None	-\$9.39
------------	--------------------	----------	----------	------	---------