

# Gain / Loss report

Aravind Bodala | 9b928921-01cd-53fb-a57b-a2f879956852 | baravind0887@gmail.com

## About report

This report includes all taxable activity with realized gains or losses. For US customers, Sells and Converts are taxable events that realize gains. This report does not include taxable events like Staking or Coinbase Earn that result in income. For final tax obligations, please consult your tax advisor.

## Summary

Cost Basis Method: **HIFO**

Data source	Long-term	Short-term	Total gains/losses
Coinbase	None	\$2,106.31	\$2,106.31
<b>Total</b>	<b>None</b>	<b>\$2,106.31</b>	<b>\$2,106.31</b>

## Report legend

### Short-term

The tax you pay on capital gains or losses depends on how long you hold the asset. If you hold an asset for 1 year or less, you pay the short term capital gains tax rate.

### Long-term


The tax you pay on capital gains or losses depends on how long you hold the asset. If you hold an asset for 1 year and 1 day, or longer, you pay the long term capital gains tax rate.

### Proceeds

The amount of money you received when you sold your cryptocurrency. If you received USD in exchange for your cryptocurrency then the cash you received is your proceeds. If you exchanged one cryptocurrency for another it will be the dollar value of the crypto you received.


## Data source: Coinbase

These are taxable transactions incurring realized gains or losses where Coinbase all relevant data points.

Date Sold	Event	Amount	Proceeds	Cost Basis	Long Term	Short Term	Total Gains/Losses
05/19/2021	 Sold MATIC	33.94473015	\$62.01	\$19.54	None	\$42.47	<b>\$42.47</b>


### Date Acquired (Tax Lots)

05/02/2021	11.36702692 MATIC	\$20.77	\$10.00	None	\$10.77
04/22/2021	22.57770323 MATIC	\$41.24	\$9.54	None	\$31.71

Date Sold	Event	Amount	Proceeds	Cost Basis	Long Term	Short Term	Total Gains/Losses
05/19/2021	 Sold ETC	0.8008783	\$48.01	\$38.71	None	\$9.30	<b>\$9.30</b>


### Date Acquired (Tax Lots)

05/02/2021	0.8008783 ETC	\$48.01	\$38.71	None	\$9.30
------------	---------------	---------	---------	------	--------

Date Sold	Event	Amount	Proceeds	Cost Basis	Long Term	Short Term	Total Gains/Losses
07/21/2021	 Sold USDC	50	\$50.00	\$50.00	None	\$0.00	<b>\$0.00</b>


### Date Acquired (Tax Lots)

07/17/2021	50 USDC	\$50.00	\$50.00	None	\$0.00
------------	---------	---------	---------	------	--------

Date Sold	Event	Amount	Proceeds	Cost Basis	Long Term	Short Term	Total Gains/Losses
07/24/2021	 Sold ADA	7.6	\$8.18	\$9.98	None	-\$1.80	<b>-\$1.80</b>


## Date Acquired (Tax Lots)

04/20/2021	7.6 ADA	\$8.18	\$9.98	None	-\$1.80
------------	---------	--------	--------	------	---------

Date Sold	Event	Amount	Proceeds	Cost Basis	Long Term	Short Term	Total Gains/Losses
07/24/2021	 Sold DOGE	289	\$52.68	\$109.78	None	-\$57.10	<b>-\$57.10</b>




## Date Acquired (Tax Lots)


06/04/2021	289 DOGE	\$52.68	\$109.78	None	-\$57.10
------------	----------	---------	----------	------	----------

Date Sold	Event	Amount	Proceeds	Cost Basis	Long Term	Short Term	Total Gains/Losses
07/24/2021	 Sold REP	0.97877613	\$20.51	\$44.33	None	-\$23.82	<b>-\$23.82</b>

## Date Acquired (Tax Lots)


05/03/2021	0.97877613 REP	\$20.51	\$44.33	None	-\$23.82
------------	----------------	---------	---------	------	----------

Date Sold	Event	Amount	Proceeds	Cost Basis	Long Term	Short Term	Total Gains/Losses
07/24/2021	 Sold EOS	4.9199	\$16.51	\$59.51	None	-\$43.00	<b>-\$43.00</b>
Date Acquired (Tax Lots)							
	05/12/2021	3.6295 EOS	\$12.18	\$50.00	None	-\$37.82	
	05/02/2021	1.2904 EOS	\$4.33	\$9.51	None	-\$5.18	
Date Sold	Event	Amount	Proceeds	Cost Basis	Long Term	Short Term	Total Gains/Losses
07/24/2021	 Sold MATIC	1.07927956	\$0.01	\$0.46	None	-\$0.45	<b>-\$0.45</b>
Date Acquired (Tax Lots)							
	04/22/2021	1.07927956 MATIC	\$0.01	\$0.46	None	-\$0.45	
Date Sold	Event	Amount	Proceeds	Cost Basis	Long Term	Short Term	Total Gains/Losses
08/25/2021	 Sold DOGE	455.06883783	\$125.06	\$98.03	None	\$27.03	<b>\$27.03</b>
Date Acquired (Tax Lots)							
	06/04/2021	0.57740533 DOGE	\$0.16	\$0.22	None	-\$0.06	
	07/28/2021	454.4914325 DOGE	\$124.90	\$97.81	None	\$27.09	

Date Sold	Event	Amount	Proceeds	Cost Basis	Long Term	Short Term	Total Gains/Losses
08/28/2021	 Sold DNT	309.25352465	\$54.01	\$69.79	None	-\$15.78	<b>-\$15.78</b>


## Date Acquired (Tax Lots)

07/24/2021	152.63657856 DNT	\$26.66	\$19.79	None	\$6.87
05/12/2021	156.61694609 DNT	\$27.35	\$50.00	None	-\$22.65

Date Sold	Event	Amount	Proceeds	Cost Basis	Long Term	Short Term	Total Gains/Losses
08/28/2021	 Sold NKN	26.25800459	\$10.51	\$18.99	None	-\$8.48	<b>-\$8.48</b>


## Date Acquired (Tax Lots)

04/20/2021	14.59067751 NKN	\$5.84	\$8.99	None	-\$3.15
05/02/2021	11.66732708 NKN	\$4.67	\$10.00	None	-\$5.33

Date Sold	Event	Amount	Proceeds	Cost Basis	Long Term	Short Term	Total Gains/Losses
08/28/2021	 Sold SKL	169.41554244	\$62.01	\$67.79	None	-\$5.78	<b>-\$5.78</b>


## Date Acquired (Tax Lots)

05/16/2021	87.20553858 SKL	\$31.92	\$50.00	None	-\$18.08
07/24/2021	82.21000386 SKL	\$30.09	\$17.79	None	\$12.30

Date Sold	Event	Amount	Proceeds	Cost Basis	Long Term	Short Term	Total Gains/Losses
09/08/2021	 Sold ANKR	2142.91071563	\$187.01	\$240.53	None	-\$53.52	<b>-\$53.52</b>


## Date Acquired (Tax Lots)


08/29/2021	444.01100733 ANKR	\$38.75	\$50.00	None	-\$11.25
04/22/2021	60.52642539 ANKR	\$5.28	\$10.00	None	-\$4.72
09/03/2021	9.19624793 ANKR	\$0.80	\$1.00	None	-\$0.20
05/02/2021	50.3124425 ANKR	\$4.39	\$10.00	None	-\$5.61
08/29/2021	1085.57445871 ANKR	\$94.74	\$120.00	None	-\$25.26
08/25/2021	493.29013377 ANKR	\$43.05	\$49.53	None	-\$6.49


Date Sold	Event	Amount	Proceeds	Cost Basis	Long Term	Short Term	Total Gains/Losses
09/17/2021	 Sold MIR	58.56139745	\$206.87	\$215.41	None	-\$8.54	<b>-\$8.54</b>


## Date Acquired (Tax Lots)

09/10/2021	52.57239724 MIR	\$185.71	\$190.41	None	-\$4.70
08/25/2021	5.98900021 MIR	\$21.16	\$25.00	None	-\$3.84

Date Sold	Event	Amount	Proceeds	Cost Basis	Long Term	Short Term	Total Gains/Losses
10/07/2021	 Sold SHIB	73984801.9641018	\$1,871.69	\$740.84	None	\$1,130.85	<b>\$1,130.85</b>
Date Acquired (Tax Lots)							
10/01/2021	11853475.0072353 SHIB	\$299.87	\$89.00	None	\$210.87		
09/28/2021	8326752.86524571 SHIB	\$210.65	\$61.84	None	\$148.81		
10/02/2021	23114088.3508964 SHIB	\$584.75	\$180.00	None	\$404.75		
10/06/2021	6390502.70708494 SHIB	\$161.67	\$150.00	None	\$11.67		
10/06/2021	3084631.22127265 SHIB	\$78.04	\$60.00	None	\$18.04		
09/17/2021	21215351.8123668 SHIB	\$536.71	\$200.00	None	\$336.71		


Date Sold	Event	Amount	Proceeds	Cost Basis	Long Term	Short Term	Total Gains/Losses
10/13/2021	 Converted from CVC	32.63524504	\$16.00	\$19.57	None	-\$3.57	<b>-\$3.57</b>
Date Acquired (Tax Lots)							
05/02/2021	16.63254411 CVC	\$8.15	\$10.00	None	-\$1.85		
05/02/2021	16.00270093 CVC	\$7.85	\$9.57	None	-\$1.72		

Date Sold	Event	Amount	Proceeds	Cost Basis	Long Term	Short Term	Total Gains/Losses
10/13/2021	 Converted from ATOM	0.479545	\$16.34	\$9.99	None	\$6.35	<b>\$6.35</b>
Date Acquired (Tax Lots)							
04/20/2021	0.479545 ATOM	\$16.34	\$9.99	None	\$6.35		

Date Sold	Event	Amount	Proceeds	Cost Basis	Long Term	Short Term	Total Gains/Losses
10/13/2021	 Converted from XLM	38.3944468	\$13.05	\$10.00	None	\$3.05	<b>\$3.05</b>


## Date Acquired (Tax Lots)

07/27/2021	7.683088 XLM	\$2.61	\$2.00	None	\$0.61
07/27/2021	7.6727128 XLM	\$2.61	\$2.00	None	\$0.61
07/27/2021	7.677779 XLM	\$2.61	\$2.00	None	\$0.61
07/27/2021	7.677779 XLM	\$2.61	\$2.00	None	\$0.61
07/27/2021	7.683088 XLM	\$2.61	\$2.00	None	\$0.61

Date Sold	Event	Amount	Proceeds	Cost Basis	Long Term	Short Term	Total Gains/Losses
10/13/2021	 Converted from ETC	0.23362177	\$12.36	\$11.29	None	\$1.07	<b>\$1.07</b>

## Date Acquired (Tax Lots)

05/02/2021	0.23362177 ETC	\$12.36	\$11.29	None	\$1.07
------------	----------------	---------	---------	------	--------

Date Sold	Event	Amount	Proceeds	Cost Basis	Long Term	Short Term	Total Gains/Losses
10/13/2021	 Converted from XTZ	1.720765	\$12.33	\$10.11	None	\$2.22	<b>\$2.22</b>


## Date Acquired (Tax Lots)

09/10/2021	0.001081 XTZ	\$0.01	\$0.01	None	\$0.00
06/06/2021	0.000573 XTZ	\$0.00	\$0.00	None	\$0.00
09/22/2021	0.000571 XTZ	\$0.00	\$0.00	None	\$0.00
06/12/2021	0.000517 XTZ	\$0.00	\$0.00	None	\$0.00
06/24/2021	0.000578 XTZ	\$0.00	\$0.00	None	\$0.00



08/04/2021	0.000574 XTZ	\$0.00	\$0.00	None	\$0.00
08/17/2021	0.001169 XTZ	\$0.01	\$0.00	None	\$0.00
06/27/2021	0.000557 XTZ	\$0.00	\$0.00	None	\$0.00
06/04/2021	0.000566 XTZ	\$0.00	\$0.00	None	\$0.00
07/03/2021	0.000577 XTZ	\$0.00	\$0.00	None	\$0.00
06/09/2021	0.00057 XTZ	\$0.00	\$0.00	None	\$0.00
08/23/2021	0.000575 XTZ	\$0.00	\$0.00	None	\$0.00
04/20/2021	1.696087 XTZ	\$12.15	\$10.00	None	\$2.15
07/17/2021	0.000575 XTZ	\$0.00	\$0.00	None	\$0.00
06/21/2021	0.000593 XTZ	\$0.00	\$0.00	None	\$0.00
07/20/2021	0.000557 XTZ	\$0.00	\$0.00	None	\$0.00
08/20/2021	0.000533 XTZ	\$0.00	\$0.00	None	\$0.00
09/16/2021	0.000577 XTZ	\$0.00	\$0.00	None	\$0.00
10/06/2021	0.000573 XTZ	\$0.00	\$0.00	None	-\$0.00
06/30/2021	0.000581 XTZ	\$0.00	\$0.00	None	\$0.00
10/09/2021	0.000576 XTZ	\$0.00	\$0.00	None	-\$0.00
09/19/2021	0.000574 XTZ	\$0.00	\$0.00	None	\$0.00
07/12/2021	0.000569 XTZ	\$0.00	\$0.00	None	\$0.00
08/14/2021	0.000585 XTZ	\$0.00	\$0.00	None	\$0.00
06/15/2021	0.000516 XTZ	\$0.00	\$0.00	None	\$0.00
10/12/2021	0.000571 XTZ	\$0.00	\$0.00	None	\$0.00
09/30/2021	0.000541 XTZ	\$0.00	\$0.00	None	\$0.00
09/04/2021	0.000524 XTZ	\$0.00	\$0.00	None	\$0.00
09/25/2021	0.00056 XTZ	\$0.00	\$0.00	None	\$0.00
08/26/2021	0.000563 XTZ	\$0.00	\$0.00	None	\$0.00
09/13/2021	0.000531 XTZ	\$0.00	\$0.00	None	-\$0.00
07/06/2021	0.000495 XTZ	\$0.00	\$0.00	None	\$0.00
07/26/2021	0.000577 XTZ	\$0.00	\$0.00	None	\$0.00
06/18/2021	0.000586 XTZ	\$0.00	\$0.00	None	\$0.00
09/01/2021	0.000513 XTZ	\$0.00	\$0.00	None	\$0.00

07/23/2021	0.000467 XTZ	\$0.00	\$0.00	None	\$0.00
08/01/2021	0.000577 XTZ	\$0.00	\$0.00	None	\$0.00
10/04/2021	0.000546 XTZ	\$0.00	\$0.00	None	-\$0.00
07/15/2021	0.00058 XTZ	\$0.00	\$0.00	None	\$0.00
06/01/2021	0.000565 XTZ	\$0.00	\$0.00	None	\$0.00
07/29/2021	0.000602 XTZ	\$0.00	\$0.00	None	\$0.00
09/28/2021	0.000557 XTZ	\$0.00	\$0.00	None	\$0.00
07/09/2021	0.000599 XTZ	\$0.00	\$0.00	None	\$0.00
08/29/2021	0.000007 XTZ	\$0.00	\$0.00	None	\$0.00

Date Sold	Event	Amount	Proceeds	Cost Basis	Long Term	Short Term	Total Gains/Losses
10/13/2021	 Converted from DAI	9.04317768	\$9.04	\$10.08	None	-\$1.04	<b>-\$1.04</b>

Date Acquired (Tax Lots)

07/13/2021	0.00048808 DAI	\$0.00	\$0.00	None	-\$0.00
05/04/2021	0.00048623 DAI	\$0.00	\$0.00	None	-\$0.00
10/12/2021	0.00049049 DAI	\$0.00	\$0.00	None	-\$0.00
08/26/2021	0.00048924 DAI	\$0.00	\$0.00	None	-\$0.00
09/02/2021	0.00048942 DAI	\$0.00	\$0.00	None	-\$0.00
10/02/2021	0.00049022 DAI	\$0.00	\$0.00	None	-\$0.00
08/18/2021	0.00048903 DAI	\$0.00	\$0.00	None	-\$0.00
08/13/2021	0.00048889 DAI	\$0.00	\$0.00	None	-\$0.00
06/13/2021	0.00048728 DAI	\$0.00	\$0.00	None	-\$0.00
06/11/2021	0.00048723 DAI	\$0.00	\$0.00	None	-\$0.00
06/04/2021	0.00048705 DAI	\$0.00	\$0.00	None	-\$0.00
05/28/2021	0.00048686 DAI	\$0.00	\$0.00	None	-\$0.00
08/30/2021	0.00048935 DAI	\$0.00	\$0.00	None	-\$0.00
07/26/2021	0.00048842 DAI	\$0.00	\$0.00	None	-\$0.00

08/14/2021	0.00048892 DAI	\$0.00	\$0.00	None	-\$0.00
08/17/2021	0.000489 DAI	\$0.00	\$0.00	None	-\$0.00
06/17/2021	0.00048739 DAI	\$0.00	\$0.00	None	-\$0.00
05/31/2021	0.00048694 DAI	\$0.00	\$0.00	None	-\$0.00
10/07/2021	0.00049035 DAI	\$0.00	\$0.00	None	-\$0.00
06/03/2021	0.00048702 DAI	\$0.00	\$0.00	None	-\$0.00
05/05/2021	0.00048625 DAI	\$0.00	\$0.00	None	-\$0.00
07/12/2021	0.00048805 DAI	\$0.00	\$0.00	None	-\$0.00
09/14/2021	0.00048975 DAI	\$0.00	\$0.00	None	-\$0.00
05/21/2021	0.00048668 DAI	\$0.00	\$0.00	None	-\$0.00
06/19/2021	0.00048744 DAI	\$0.00	\$0.00	None	-\$0.00
06/22/2021	0.00048752 DAI	\$0.00	\$0.00	None	-\$0.00
05/03/2021	0.0004862 DAI	\$0.00	\$0.00	None	-\$0.00
09/09/2021	0.00048961 DAI	\$0.00	\$0.00	None	\$0.00
06/14/2021	0.00048731 DAI	\$0.00	\$0.00	None	-\$0.00
07/31/2021	0.00048855 DAI	\$0.00	\$0.00	None	-\$0.00
06/15/2021	0.00048734 DAI	\$0.00	\$0.00	None	-\$0.00
07/29/2021	0.0004885 DAI	\$0.00	\$0.00	None	-\$0.00
07/09/2021	0.00048797 DAI	\$0.00	\$0.00	None	-\$0.00
08/08/2021	0.00048877 DAI	\$0.00	\$0.00	None	-\$0.00
09/26/2021	0.00049004 DAI	\$0.00	\$0.00	None	-\$0.00
08/11/2021	0.00048881 DAI	\$0.00	\$0.00	None	-\$0.00
07/02/2021	0.00048778 DAI	\$0.00	\$0.00	None	-\$0.00
08/29/2021	0.00048932 DAI	\$0.00	\$0.00	None	-\$0.00
04/29/2021	0.00048616 DAI	\$0.00	\$0.00	None	-\$0.00
08/16/2021	0.00048898 DAI	\$0.00	\$0.00	None	-\$0.00
08/27/2021	0.00048925 DAI	\$0.00	\$0.00	None	-\$0.00
05/16/2021	0.00048654 DAI	\$0.00	\$0.00	None	-\$0.00
05/18/2021	0.0004866 DAI	\$0.00	\$0.00	None	-\$0.00


07/22/2021	0.00048831 DAI	\$0.00	\$0.00	None	-\$0.00
07/05/2021	0.00048786 DAI	\$0.00	\$0.00	None	-\$0.00
06/28/2021	0.00048768 DAI	\$0.00	\$0.00	None	-\$0.00
07/10/2021	0.000488 DAI	\$0.00	\$0.00	None	-\$0.00
09/19/2021	0.00048988 DAI	\$0.00	\$0.00	None	-\$0.00
09/30/2021	0.00049017 DAI	\$0.00	\$0.00	None	-\$0.00
09/24/2021	0.0004899 DAI	\$0.00	\$0.00	None	-\$0.00
09/03/2021	0.00048945 DAI	\$0.00	\$0.00	None	-\$0.00
06/20/2021	0.00048747 DAI	\$0.00	\$0.00	None	-\$0.00
07/18/2021	0.00048821 DAI	\$0.00	\$0.00	None	-\$0.00
05/12/2021	0.00048644 DAI	\$0.00	\$0.00	None	-\$0.00
05/08/2021	0.00048633 DAI	\$0.00	\$0.00	None	-\$0.00
07/07/2021	0.00048792 DAI	\$0.00	\$0.00	None	-\$0.00
06/18/2021	0.00048741 DAI	\$0.00	\$0.00	None	-\$0.00
07/11/2021	0.00048802 DAI	\$0.00	\$0.00	None	-\$0.00
10/01/2021	0.0004902 DAI	\$0.00	\$0.00	None	\$0.00
06/01/2021	0.00048696 DAI	\$0.00	\$0.00	None	-\$0.00
07/30/2021	0.00048853 DAI	\$0.00	\$0.00	None	-\$0.00
09/21/2021	0.00048993 DAI	\$0.00	\$0.00	None	\$0.00
06/29/2021	0.0004877 DAI	\$0.00	\$0.00	None	-\$0.00
05/02/2021	0.00048618 DAI	\$0.00	\$0.00	None	-\$0.00
09/24/2021	0.00049001 DAI	\$0.00	\$0.00	None	-\$0.00
05/24/2021	0.00048675 DAI	\$0.00	\$0.00	None	-\$0.00
09/16/2021	0.0004898 DAI	\$0.00	\$0.00	None	-\$0.00
07/06/2021	0.00048789 DAI	\$0.00	\$0.00	None	-\$0.00
04/30/2021	0.00048616 DAI	\$0.00	\$0.00	None	-\$0.00
07/21/2021	0.00048829 DAI	\$0.00	\$0.00	None	-\$0.00
09/08/2021	0.00048958 DAI	\$0.00	\$0.00	None	-\$0.00
06/06/2021	0.0004871 DAI	\$0.00	\$0.00	None	-\$0.00
08/07/2021	0.00048873 DAI	\$0.00	\$0.00	None	-\$0.00

05/01/2021	0.00048616 DAI	\$0.00	\$0.00	None	-\$0.00
06/09/2021	0.00048718 DAI	\$0.00	\$0.00	None	-\$0.00
06/26/2021	0.00048763 DAI	\$0.00	\$0.00	None	-\$0.00
07/27/2021	0.00048845 DAI	\$0.00	\$0.00	None	-\$0.00
06/25/2021	0.0004876 DAI	\$0.00	\$0.00	None	-\$0.00
05/09/2021	0.00048636 DAI	\$0.00	\$0.00	None	-\$0.00
08/09/2021	0.00048879 DAI	\$0.00	\$0.00	None	-\$0.00
09/10/2021	0.00048964 DAI	\$0.00	\$0.00	None	-\$0.00
08/31/2021	0.00048937 DAI	\$0.00	\$0.00	None	-\$0.00
05/14/2021	0.00048649 DAI	\$0.00	\$0.00	None	-\$0.00
08/01/2021	0.00048858 DAI	\$0.00	\$0.00	None	-\$0.00
10/09/2021	0.00049041 DAI	\$0.00	\$0.00	None	-\$0.00
07/28/2021	0.00048847 DAI	\$0.00	\$0.00	None	-\$0.00
09/11/2021	0.00048966 DAI	\$0.00	\$0.00	None	\$0.00
07/15/2021	0.00048813 DAI	\$0.00	\$0.00	None	-\$0.00
05/22/2021	0.0004867 DAI	\$0.00	\$0.00	None	-\$0.00
08/24/2021	0.00048919 DAI	\$0.00	\$0.00	None	-\$0.00
06/12/2021	0.00048726 DAI	\$0.00	\$0.00	None	-\$0.00
08/19/2021	0.00048905 DAI	\$0.00	\$0.00	None	-\$0.00
07/17/2021	0.00048818 DAI	\$0.00	\$0.00	None	-\$0.00
09/06/2021	0.00048953 DAI	\$0.00	\$0.00	None	-\$0.00
09/05/2021	0.00048951 DAI	\$0.00	\$0.00	None	\$0.00
07/14/2021	0.0004881 DAI	\$0.00	\$0.00	None	-\$0.00
07/25/2021	0.00048839 DAI	\$0.00	\$0.00	None	-\$0.00
05/06/2021	0.00048628 DAI	\$0.00	\$0.00	None	-\$0.00
10/04/2021	0.00049027 DAI	\$0.00	\$0.00	None	-\$0.00
04/28/2021	0.00048616 DAI	\$0.00	\$0.00	None	-\$0.00
08/07/2021	0.00048869 DAI	\$0.00	\$0.00	None	-\$0.00
07/19/2021	0.00048824 DAI	\$0.00	\$0.00	None	-\$0.00
06/08/2021	0.00048726 DAI	\$0.00	\$0.00	None	-\$0.00

08/02/2021	0.0004886 DAI	\$0.00	\$0.00	None	-\$0.00
07/23/2021	0.00048834 DAI	\$0.00	\$0.00	None	-\$0.00
08/23/2021	0.00048916 DAI	\$0.00	\$0.00	None	-\$0.00
07/04/2021	0.00048784 DAI	\$0.00	\$0.00	None	-\$0.00
07/24/2021	0.00048837 DAI	\$0.00	\$0.00	None	-\$0.00
09/27/2021	0.00049006 DAI	\$0.00	\$0.00	None	-\$0.00
08/12/2021	0.00048887 DAI	\$0.00	\$0.00	None	-\$0.00
05/27/2021	0.00048683 DAI	\$0.00	\$0.00	None	-\$0.00
09/07/2021	0.00048956 DAI	\$0.00	\$0.00	None	-\$0.00
05/07/2021	0.0004863 DAI	\$0.00	\$0.00	None	-\$0.00
06/24/2021	0.00048757 DAI	\$0.00	\$0.00	None	-\$0.00
08/22/2021	0.00048913 DAI	\$0.00	\$0.00	None	-\$0.00
07/16/2021	0.00048816 DAI	\$0.00	\$0.00	None	-\$0.00
10/11/2021	0.00049047 DAI	\$0.00	\$0.00	None	-\$0.00
06/02/2021	0.00048699 DAI	\$0.00	\$0.00	None	-\$0.00
07/20/2021	0.00048826 DAI	\$0.00	\$0.00	None	-\$0.00
10/05/2021	0.0004903 DAI	\$0.00	\$0.00	None	-\$0.00
06/27/2021	0.00048765 DAI	\$0.00	\$0.00	None	-\$0.00
05/10/2021	0.00048638 DAI	\$0.00	\$0.00	None	-\$0.00
10/10/2021	0.00049044 DAI	\$0.00	\$0.00	None	-\$0.00
08/21/2021	0.0004891 DAI	\$0.00	\$0.00	None	-\$0.00
09/01/2021	0.0004894 DAI	\$0.00	\$0.00	None	-\$0.00
05/29/2021	0.00048688 DAI	\$0.00	\$0.00	None	-\$0.00
07/08/2021	0.00048794 DAI	\$0.00	\$0.00	None	-\$0.00
09/17/2021	0.00048982 DAI	\$0.00	\$0.00	None	-\$0.00
05/26/2021	0.00048681 DAI	\$0.00	\$0.00	None	-\$0.00
08/28/2021	0.00048929 DAI	\$0.00	\$0.00	None	-\$0.00
08/06/2021	0.00048871 DAI	\$0.00	\$0.00	None	-\$0.00
05/25/2021	0.00048678 DAI	\$0.00	\$0.00	None	-\$0.00
05/13/2021	0.00048646 DAI	\$0.00	\$0.00	None	-\$0.00


10/06/2021	0.00049033 DAI	\$0.00	\$0.00	None	\$0.00
06/08/2021	0.00048715 DAI	\$0.00	\$0.00	None	-\$0.00
06/07/2021	0.00048712 DAI	\$0.00	\$0.00	None	-\$0.00
08/20/2021	0.00048908 DAI	\$0.00	\$0.00	None	-\$0.00
08/04/2021	0.00048865 DAI	\$0.00	\$0.00	None	-\$0.00
07/03/2021	0.00048781 DAI	\$0.00	\$0.00	None	-\$0.00
09/12/2021	0.00048969 DAI	\$0.00	\$0.00	None	-\$0.00
04/22/2021	8.96070274 DAI	\$8.96	\$10.00	None	-\$1.04
08/03/2021	0.00048863 DAI	\$0.00	\$0.00	None	-\$0.00
05/17/2021	0.00048657 DAI	\$0.00	\$0.00	None	-\$0.00
08/10/2021	0.0004888 DAI	\$0.00	\$0.00	None	-\$0.00
06/21/2021	0.0004875 DAI	\$0.00	\$0.00	None	-\$0.00
06/23/2021	0.00048755 DAI	\$0.00	\$0.00	None	-\$0.00
05/30/2021	0.00048691 DAI	\$0.00	\$0.00	None	-\$0.00
06/10/2021	0.00048721 DAI	\$0.00	\$0.00	None	-\$0.00
07/01/2021	0.00048776 DAI	\$0.00	\$0.00	None	-\$0.00
04/27/2021	0.00044466 DAI	\$0.00	\$0.00	None	-\$0.00
06/16/2021	0.00048736 DAI	\$0.00	\$0.00	None	-\$0.00
09/22/2021	0.00048995 DAI	\$0.00	\$0.00	None	-\$0.00
05/20/2021	0.00048665 DAI	\$0.00	\$0.00	None	-\$0.00
08/15/2021	0.00048895 DAI	\$0.00	\$0.00	None	-\$0.00
06/30/2021	0.00048773 DAI	\$0.00	\$0.00	None	-\$0.00
09/15/2021	0.00048978 DAI	\$0.00	\$0.00	None	-\$0.00
08/25/2021	0.00048921 DAI	\$0.00	\$0.00	None	-\$0.00
10/08/2021	0.00049039 DAI	\$0.00	\$0.00	None	-\$0.00
10/03/2021	0.00049025 DAI	\$0.00	\$0.00	None	-\$0.00
09/29/2021	0.00049013 DAI	\$0.00	\$0.00	None	-\$0.00
05/15/2021	0.00048652 DAI	\$0.00	\$0.00	None	-\$0.00
05/11/2021	0.00048641 DAI	\$0.00	\$0.00	None	-\$0.00
05/19/2021	0.00048662 DAI	\$0.00	\$0.00	None	-\$0.00

Date Sold	Event	Amount	Proceeds	Cost Basis	Long Term	Short Term	Total Gains/Losses
09/28/2021		0.00049009 DAI	\$0.00	\$0.00	None	-\$0.00	
09/13/2021		0.00048972 DAI	\$0.00	\$0.00	None	-\$0.00	
09/23/2021		0.00048998 DAI	\$0.00	\$0.00	None	-\$0.00	
05/23/2021		0.00048673 DAI	\$0.00	\$0.00	None	-\$0.00	
09/04/2021		0.00048948 DAI	\$0.00	\$0.00	None	\$0.00	
06/05/2021		0.00048707 DAI	\$0.00	\$0.00	None	-\$0.00	
09/18/2021		0.00048985 DAI	\$0.00	\$0.00	None	-\$0.00	
09/25/2021		0.00049002 DAI	\$0.00	\$0.00	None	-\$0.00	

Date Sold	Event	Amount	Proceeds	Cost Basis	Long Term	Short Term	Total Gains/Losses
10/13/2021	 Converted from LTC	0.04842153	\$8.39	\$15.00	None	-\$6.61	<b>-\$6.61</b>

Date Acquired (Tax Lots)




05/02/2021		0.04842153 LTC	\$8.39	\$15.00	None	-\$6.61	
------------	--	----------------	--------	---------	------	---------	--

Date Sold	Event	Amount	Proceeds	Cost Basis	Long Term	Short Term	Total Gains/Losses
10/13/2021	 Converted from COMP	0.02340988	\$7.17	\$9.00	None	-\$1.83	<b>-\$1.83</b>


Date Acquired (Tax Lots)


07/27/2021		0.00780235 COMP	\$2.39	\$3.00	None	-\$0.61	
07/27/2021		0.00779869 COMP	\$2.39	\$3.00	None	-\$0.61	
07/27/2021		0.00780884 COMP	\$2.39	\$3.00	None	-\$0.61	





Date Sold	Event	Amount	Proceeds	Cost Basis	Long Term	Short Term	Total Gains/Losses
10/13/2021	 Converted from BTC	0.0000901	\$5.07	\$5.00	None	\$0.07	<b>\$0.07</b>
Date Acquired (Tax Lots)							
	04/21/2021	0.0000901 BTC	\$5.07	\$5.00	None	\$0.07	
Date Sold	Event	Amount	Proceeds	Cost Basis	Long Term	Short Term	Total Gains/Losses
10/13/2021	 Converted from BAT	7.07590697	\$4.97	\$10.00	None	-\$5.03	<b>-\$5.03</b>
Date Acquired (Tax Lots)							
	05/02/2021	7.07590697 BAT	\$4.97	\$10.00	None	-\$5.03	
Date Sold	Event	Amount	Proceeds	Cost Basis	Long Term	Short Term	Total Gains/Losses
10/13/2021	 Converted from GRT	7.10518605	\$4.85	\$3.99	None	\$0.86	<b>\$0.86</b>
Date Acquired (Tax Lots)							
	07/27/2021	1.7796761 GRT	\$1.21	\$1.00	None	\$0.22	
	07/27/2021	1.76457272 GRT	\$1.20	\$0.99	None	\$0.21	
	07/27/2021	1.7796761 GRT	\$1.21	\$1.00	None	\$0.22	
	07/27/2021	1.78126113 GRT	\$1.22	\$1.00	None	\$0.22	

Date Sold	Event	Amount	Proceeds	Cost Basis	Long Term	Short Term	Total Gains/Losses
10/13/2021	 Converted from ZRX	4.60204936	\$4.66	\$10.00	None	-\$5.34	<b>-\$5.34</b>
Date Acquired (Tax Lots)							
	05/02/2021	4.60204936 ZRX	\$4.66	\$10.00	None	-\$5.34	
Date Sold	Event	Amount	Proceeds	Cost Basis	Long Term	Short Term	Total Gains/Losses
10/13/2021	 Converted from FET	5.46580837	\$3.98	\$3.00	None	\$0.98	<b>\$0.98</b>
Date Acquired (Tax Lots)							
	08/19/2021	1.82182547 FET	\$1.33	\$1.00	None	\$0.33	
	08/19/2021	1.82182547 FET	\$1.33	\$1.00	None	\$0.33	
	08/19/2021	1.82215743 FET	\$1.33	\$1.00	None	\$0.33	
Date Sold	Event	Amount	Proceeds	Cost Basis	Long Term	Short Term	Total Gains/Losses
10/13/2021	 Converted from BOND	0.13977328	\$3.23	\$3.00	None	\$0.23	<b>\$0.23</b>
Date Acquired (Tax Lots)							
	07/27/2021	0.04659833 BOND	\$1.08	\$1.00	None	\$0.08	
	07/27/2021	0.04657662 BOND	\$1.08	\$1.00	None	\$0.07	
	07/27/2021	0.04659833 BOND	\$1.08	\$1.00	None	\$0.07	

Date Sold	Event	Amount	Proceeds	Cost Basis	Long Term	Short Term	Total Gains/Losses
10/13/2021	 Converted from BAL	0.15418925	\$3.17	\$3.00	None	\$0.17	<b>\$0.17</b>
Date Acquired (Tax Lots)							
07/27/2021		0.05142144 BAL	\$1.06	\$1.00	None	\$0.05	
07/27/2021		0.05140521 BAL	\$1.06	\$1.00	None	\$0.05	
07/27/2021		0.0513626 BAL	\$1.05	\$1.00	None	\$0.06	


Date Sold	Event	Amount	Proceeds	Cost Basis	Long Term	Short Term	Total Gains/Losses
10/13/2021	 Converted from CLV	2.7027027	\$3.12	\$3.01	None	\$0.11	<b>\$0.11</b>
Date Acquired (Tax Lots)							
07/27/2021		0.9009009 CLV	\$1.04	\$1.00	None	\$0.04	
07/27/2021		0.9009009 CLV	\$1.04	\$1.00	None	\$0.04	
07/27/2021		0.9009009 CLV	\$1.04	\$1.00	None	\$0.04	

Date Sold	Event	Amount	Proceeds	Cost Basis	Long Term	Short Term	Total Gains/Losses
10/13/2021	 Converted from SKL	10.20299387	\$3.03	\$2.21	None	\$0.82	<b>\$0.82</b>
Date Acquired (Tax Lots)							
07/24/2021		10.20299387 SKL	\$3.03	\$2.21	None	\$0.82	

Date Sold	Event	Amount	Proceeds	Cost Basis	Long Term	Short Term	Total Gains/Losses
10/13/2021	 Converted from AMP	43.90888499	\$2.05	\$3.00	None	-\$0.94	<b>-\$0.94</b>


## Date Acquired (Tax Lots)

07/27/2021	14.62629808 AMP	\$0.68	\$1.00	None	-\$0.31
07/27/2021	14.63271876 AMP	\$0.68	\$1.00	None	-\$0.31
07/27/2021	14.64986815 AMP	\$0.69	\$1.00	None	-\$0.31

Date Sold	Event	Amount	Proceeds	Cost Basis	Long Term	Short Term	Total Gains/Losses
10/13/2021	 Converted from MIR	0.71527937	\$2.03	\$2.59	None	-\$0.56	<b>-\$0.56</b>

## Date Acquired (Tax Lots)


09/10/2021	0.71527937 MIR	\$2.03	\$2.59	None	-\$0.56
------------	----------------	--------	--------	------	---------

Date Sold	Event	Amount	Proceeds	Cost Basis	Long Term	Short Term	Total Gains/Losses
10/13/2021	 Converted from NKN	1.64787254	\$0.61	\$1.01	None	-\$0.41	<b>-\$0.41</b>

## Date Acquired (Tax Lots)


04/20/2021	1.64787254 NKN	\$0.61	\$1.01	None	-\$0.41
------------	----------------	--------	--------	------	---------

Date Sold	Event	Amount	Proceeds	Cost Basis	Long Term	Short Term	Total Gains/Losses
10/13/2021	 Converted from ANKR	4.63715703	\$0.40	\$0.47	None	-\$0.07	<b>-\$0.07</b>
Date Acquired (Tax Lots)							
	08/25/2021	4.63715703 ANKR	\$0.40	\$0.47	None	-\$0.07	
Date Sold	Event	Amount	Proceeds	Cost Basis	Long Term	Short Term	Total Gains/Losses
10/13/2021	 Converted from REP	0.0148626	\$0.36	\$0.67	None	-\$0.32	<b>-\$0.32</b>
Date Acquired (Tax Lots)							
	05/03/2021	0.0148626 REP	\$0.36	\$0.67	None	-\$0.32	
Date Sold	Event	Amount	Proceeds	Cost Basis	Long Term	Short Term	Total Gains/Losses
10/13/2021	 Converted from CVC	0.71878427	\$0.35	\$0.43	None	-\$0.08	<b>-\$0.08</b>
Date Acquired (Tax Lots)							
	05/02/2021	0.71878427 CVC	\$0.35	\$0.43	None	-\$0.08	
Date Sold	Event	Amount	Proceeds	Cost Basis	Long Term	Short Term	Total Gains/Losses
10/13/2021	 Converted from EOS	0.0667	\$0.30	\$0.49	None	-\$0.19	<b>-\$0.19</b>
Date Acquired (Tax Lots)							
	05/02/2021	0.0667 EOS	\$0.30	\$0.49	None	-\$0.19	

Date Sold	Event	Amount	Proceeds	Cost Basis	Long Term	Short Term	Total Gains/Losses
10/13/2021	 Converted from DNT	1.63795109	\$0.24	\$0.21	None	\$0.03	<b>\$0.03</b>


## Date Acquired (Tax Lots)

07/24/2021	1.63795109 DNT	\$0.24	\$0.21	None	\$0.03
------------	----------------	--------	--------	------	--------

Date Sold	Event	Amount	Proceeds	Cost Basis	Long Term	Short Term	Total Gains/Losses
10/13/2021	 Converted from DOGE	0.45924763	\$0.10	\$0.10	None	\$0.01	<b>\$0.01</b>


## Date Acquired (Tax Lots)

07/28/2021	0.45924763 DOGE	\$0.10	\$0.10	None	\$0.01
------------	-----------------	--------	--------	------	--------

Date Sold	Event	Amount	Proceeds	Cost Basis	Long Term	Short Term	Total Gains/Losses
10/16/2021	 Converted from USDT	200.010001	\$200.00	\$203.94	None	-\$3.94	<b>-\$3.94</b>


## Date Acquired (Tax Lots)

10/15/2021	200.010001 USDT	\$200.00	\$203.94	None	-\$3.94
------------	-----------------	----------	----------	------	---------

Date Sold	Event	Amount	Proceeds	Cost Basis	Long Term	Short Term	Total Gains/Losses
10/16/2021	 Converted from SKL	462.60601388	\$180.00	\$190.80	None	-\$10.80	<b>-\$10.80</b>


## Date Acquired (Tax Lots)

10/16/2021	462.60601388 SKL	\$180.00	\$190.80	None	-\$10.80
------------	------------------	----------	----------	------	----------

Date Sold	Event	Amount	Proceeds	Cost Basis	Long Term	Short Term	Total Gains/Losses
10/17/2021	 Converted from USDT	94.207618	\$94.20	\$96.06	None	-\$1.86	<b>-\$1.86</b>

Date Acquired (Tax Lots)

10/15/2021	94.207618 USDT	\$94.20	\$96.06	None	-\$1.86
------------	----------------	---------	---------	------	---------




Date Sold	Event	Amount	Proceeds	Cost Basis	Long Term	Short Term	Total Gains/Losses
10/17/2021	 Converted from SKL	13.09845148	\$4.61	\$5.40	None	-\$0.79	<b>-\$0.79</b>


Date Acquired (Tax Lots)

10/16/2021	13.09845148 SKL	\$4.61	\$5.40	None	-\$0.79
------------	-----------------	--------	--------	------	---------

Date Sold	Event	Amount	Proceeds	Cost Basis	Long Term	Short Term	Total Gains/Losses
10/19/2021	 Converted from SHIB	3439716.31205674	\$97.00	\$100.87	None	-\$3.87	<b>-\$3.87</b>
Date Acquired (Tax Lots)							
10/13/2021	278884.03856865 SHIB		\$7.86	\$8.17	None	-\$0.31	
10/13/2021	3483.18339491 SHIB		\$0.10	\$0.10	None	-\$0.00	
10/13/2021	68762.39580682 SHIB		\$1.94	\$2.02	None	-\$0.08	
10/13/2021	239907.38068383 SHIB		\$6.77	\$7.03	None	-\$0.27	
10/13/2021	302374.82804283 SHIB		\$8.53	\$8.86	None	-\$0.33	
10/13/2021	108038.67118281 SHIB		\$3.05	\$3.17	None	-\$0.12	
10/13/2021	103750.92982034 SHIB		\$2.93	\$3.05	None	-\$0.12	
10/13/2021	165688.30497277 SHIB		\$4.67	\$4.86	None	-\$0.18	
10/13/2021	7936.79858029 SHIB		\$0.22	\$0.23	None	-\$0.01	
10/13/2021	105687.15428951 SHIB		\$2.98	\$3.11	None	-\$0.13	
10/13/2021	10067.18491211 SHIB		\$0.28	\$0.30	None	-\$0.01	
10/13/2021	101118.84766848 SHIB		\$2.85	\$2.97	None	-\$0.12	
10/13/2021	11891.19169739 SHIB		\$0.34	\$0.35	None	-\$0.01	
10/13/2021	13259.19904359 SHIB		\$0.37	\$0.39	None	-\$0.02	
10/13/2021	436337.07480798 SHIB		\$12.30	\$12.80	None	-\$0.49	
10/13/2021	20304.56828218 SHIB		\$0.57	\$0.60	None	-\$0.02	
10/13/2021	133344.9179644 SHIB		\$3.76	\$3.91	None	-\$0.15	
10/13/2021	11732.35550075 SHIB		\$0.33	\$0.34	None	-\$0.01	
10/13/2021	67739.39820233 SHIB		\$1.91	\$1.99	None	-\$0.08	
10/13/2021	534384.84305934 SHIB		\$15.07	\$15.66	None	-\$0.59	
10/13/2021	169270.2322544 SHIB		\$4.77	\$4.96	None	-\$0.19	
10/13/2021	545752.81332103 SHIB		\$15.39	\$16.00	None	-\$0.61	




Date Sold	Event	Amount	Proceeds	Cost Basis	Long Term	Short Term	Total Gains/Losses
10/20/2021	 Converted from USDT	94.985752	\$95.00	\$97.42	None	-\$2.42	-\$2.42
Date Acquired (Tax Lots)							
10/20/2021		94.985752 USDT	\$95.00	\$97.42	None	-\$2.42	
Date Sold	Event	Amount	Proceeds	Cost Basis	Long Term	Short Term	Total Gains/Losses
10/21/2021	 Converted from USDT	146.530258	\$146.55	\$147.85	None	-\$1.30	-\$1.30
Date Acquired (Tax Lots)							
10/19/2021		95.266653 USDT	\$95.28	\$95.27	None	\$0.01	
10/20/2021		51.263605 USDT	\$51.27	\$52.58	None	-\$1.31	
Date Sold	Event	Amount	Proceeds	Cost Basis	Long Term	Short Term	Total Gains/Losses
10/22/2021	 Converted from ETC	2.52652409	\$143.00	\$143.43	None	-\$0.43	-\$0.43
Date Acquired (Tax Lots)							
10/21/2021		2.52652409 ETC	\$143.00	\$143.43	None	-\$0.43	

Date Sold	Event	Amount	Proceeds	Cost Basis	Long Term	Short Term	Total Gains/Losses
10/25/2021	 Converted from CTSI	3.54498261	\$2.83	\$3.00	None	-\$0.17	<b>-\$0.17</b>


## Date Acquired (Tax Lots)

10/21/2021	1.18217283 CTSI	\$0.94	\$1.00	None	-\$0.06
10/21/2021	1.18091639 CTSI	\$0.94	\$1.00	None	-\$0.06
10/21/2021	1.18189339 CTSI	\$0.94	\$1.00	None	-\$0.06

Date Sold	Event	Amount	Proceeds	Cost Basis	Long Term	Short Term	Total Gains/Losses
10/25/2021	 Converted from AUCTION	0.07509395	\$3.32	\$3.00	None	\$0.31	<b>\$0.31</b>


## Date Acquired (Tax Lots)

10/24/2021	0.02503129 AUCTION	\$1.11	\$1.00	None	\$0.10
10/24/2021	0.025 AUCTION	\$1.10	\$1.00	None	\$0.10
10/24/2021	0.02506266 AUCTION	\$1.11	\$1.00	None	\$0.11

Date Sold	Event	Amount	Proceeds	Cost Basis	Long Term	Short Term	Total Gains/Losses
10/28/2021	 Converted from SHIB	53850296.17662897	\$4,000.00	\$1,395.19	None	\$2,604.81	<b>\$2,604.81</b>


## Date Acquired (Tax Lots)

10/20/2021	3284772.00262822 SHIB	\$243.99	\$92.88	None	\$151.12
10/25/2021	66374.13540722 SHIB	\$4.93	\$2.76	None	\$2.17
10/17/2021	3306853.19741932 SHIB	\$245.63	\$92.16	None	\$153.47
10/16/2021	6721917.89798625 SHIB	\$499.30	\$176.55	None	\$322.75
10/07/2021	33973310.54811922 SHIB	\$2,523.54	\$849.32	None	\$1,674.22
10/22/2021	5115036.02451588 SHIB	\$379.94	\$140.23	None	\$239.72
10/13/2021	161738.17018903 SHIB	\$12.01	\$4.74	None	\$7.28
10/17/2021	159630.36106944 SHIB	\$11.86	\$4.51	None	\$7.34
10/13/2021	413234.88668694 SHIB	\$30.70	\$12.10	None	\$18.59
10/13/2021	412146.42128422 SHIB	\$30.61	\$12.07	None	\$18.54
10/13/2021	2394.17039062 SHIB	\$0.18	\$0.07	None	\$0.11
10/13/2021	155197.31009016 SHIB	\$11.53	\$4.55	None	\$6.98
10/25/2021	77691.05084245 SHIB	\$5.77	\$3.25	None	\$2.53

Date Sold	Event	Amount	Proceeds	Cost Basis	Long Term	Short Term	Total Gains/Losses
10/28/2021	 Converted from USDT	3892.003759	\$3,894.53	\$3,894.53	None	\$0.00	<b>\$0.00</b>


## Date Acquired (Tax Lots)

10/28/2021	3892.003759 USDT	\$3,894.53	\$3,894.53	None	\$0.00
------------	------------------	------------	------------	------	--------

Date Sold	Event	Amount	Proceeds	Cost Basis	Long Term	Short Term	Total Gains/Losses
11/03/2021	 Converted from SHIB	24019215.37229784	\$1,500.00	\$1,842.16	None	-\$342.16	<b>-\$342.16</b>


## Date Acquired (Tax Lots)

10/28/2021	21544116.08815749 SHIB	\$1,345.43	\$1,647.16	None	-\$301.73
10/28/2021	1181166.80178003 SHIB	\$73.76	\$95.00	None	-\$21.24
10/29/2021	1293932.48236032 SHIB	\$80.81	\$100.00	None	-\$19.19

Date Sold	Event	Amount	Proceeds	Cost Basis	Long Term	Short Term	Total Gains/Losses
11/03/2021	 Converted from USDT	1471.743367	\$1,472.70	\$1,472.70	None	\$0.00	<b>\$0.00</b>


## Date Acquired (Tax Lots)

11/03/2021	1471.743367 USDT	\$1,472.70	\$1,472.70	None	\$0.00
------------	------------------	------------	------------	------	--------

Date Sold	Event	Amount	Proceeds	Cost Basis	Long Term	Short Term	Total Gains/Losses
11/08/2021	 Sold SHIB	55019623.66577417	\$2,955.30	\$3,593.00	None	-\$637.70	<b>-\$637.70</b>


## Date Acquired (Tax Lots)

10/07/2021	322767.21057715 SHIB	\$17.34	\$8.07	None	\$9.27
11/03/2021	26523633.34414647 SHIB	\$1,424.68	\$1,430.95	None	-\$6.27
10/28/2021	28173223.11105055 SHIB	\$1,513.28	\$2,153.98	None	-\$640.70

Date Sold	Event	Amount	Proceeds	Cost Basis	Long Term	Short Term	Total Gains/Losses
11/09/2021	 Converted from CRO	2532.72516262	\$987.64	\$1,000.00	None	-\$12.36	<b>-\$12.36</b>


## Date Acquired (Tax Lots)

11/08/2021	2532.72516262 CRO	\$987.64	\$1,000.00	None	-\$12.36
------------	-------------------	----------	------------	------	----------

Date Sold	Event	Amount	Proceeds	Cost Basis	Long Term	Short Term	Total Gains/Losses
11/10/2021	 Sold SHIB	59011348.38267714	\$2,892.08	\$1,986.51	None	\$905.57	<b>\$905.57</b>


## Date Acquired (Tax Lots)

09/28/2021	963429.88437254 SHIB	\$47.22	\$7.16	None	\$40.06
11/09/2021	17176382.67253647 SHIB	\$841.80	\$957.58	None	-\$115.79
10/07/2021	40871535.82576813 SHIB	\$2,003.07	\$1,021.77	None	\$981.30

Date Sold	Event	Amount	Proceeds	Cost Basis	Long Term	Short Term	Total Gains/Losses
11/11/2021	 Converted from ADA	465.215637	\$980.00	\$994.24	None	-\$14.24	<b>-\$14.24</b>


## Date Acquired (Tax Lots)

11/08/2021	465.215637 ADA	\$980.00	\$994.24	None	-\$14.24
------------	----------------	----------	----------	------	----------

Date Sold	Event	Amount	Proceeds	Cost Basis	Long Term	Short Term	Total Gains/Losses
11/11/2021	 Converted from IOTX	105.61755507	\$30.90	\$39.95	None	-\$9.05	<b>-\$9.05</b>


## Date Acquired (Tax Lots)

11/11/2021	105.61755507 IOTX	\$30.90	\$39.95	None	-\$9.05
------------	-------------------	---------	---------	------	---------

Date Sold	Event	Amount	Proceeds	Cost Basis	Long Term	Short Term	Total Gains/Losses
11/11/2021	 Converted from ADA	0.950728	\$2.00	\$2.03	None	-\$0.03	<b>-\$0.03</b>




## Date Acquired (Tax Lots)




11/08/2021	0.950728 ADA	\$2.00	\$2.03	None	-\$0.03
------------	--------------	--------	--------	------	---------

Date Sold	Event	Amount	Proceeds	Cost Basis	Long Term	Short Term	Total Gains/Losses
11/18/2021	 Converted from SHIB	370774.26390403	\$17.04	\$21.18	None	-\$4.14	<b>-\$4.14</b>


## Date Acquired (Tax Lots)

11/11/2021	370774.26390403 SHIB	\$17.04	\$21.18	None	-\$4.14
------------	----------------------	---------	---------	------	---------

Date Sold	Event	Amount	Proceeds	Cost Basis	Long Term	Short Term	Total Gains/Losses
11/18/2021	 Converted from SHIB 121278941.56560088		\$5,500.00	\$6,577.99	None	-\$1,077.99	<b>-\$1,077.99</b>
Date Acquired (Tax Lots)							
11/10/2021	981210.64696638 SHIB		\$44.50	\$52.00	None	-\$7.50	
11/11/2021	11884378.54348761 SHIB		\$538.96	\$678.82	None	-\$139.87	
11/11/2021	15883243.89077319 SHIB		\$720.31	\$817.19	None	-\$96.89	
11/15/2021	35330375.15127065 SHIB		\$1,602.23	\$2,000.00	None	-\$397.77	
11/11/2021	528177.81589141 SHIB		\$23.95	\$29.97	None	-\$6.02	
11/11/2021	56671555.51721164 SHIB		\$2,570.06	\$3,000.00	None	-\$429.94	
Date Sold	Event	Amount	Proceeds	Cost Basis	Long Term	Short Term	Total Gains/Losses
11/18/2021	 Sold USDT 5023.116382		\$4,925.50	\$5,025.38	None	-\$99.88	<b>-\$99.88</b>
Date Acquired (Tax Lots)							
11/03/2021	0.022281 USDT		\$0.02	\$0.02	None	-\$0.00	
11/18/2021	5023.094101 USDT		\$4,925.48	\$5,025.35	None	-\$99.88	
Date Sold	Event	Amount	Proceeds	Cost Basis	Long Term	Short Term	Total Gains/Losses
11/18/2021	 Converted from USDT 300.34481		\$300.51	\$300.48	None	\$0.03	<b>\$0.03</b>
Date Acquired (Tax Lots)							
11/18/2021	300.34481 USDT		\$300.51	\$300.48	None	\$0.03	


Date Sold	Event	Amount	Proceeds	Cost Basis	Long Term	Short Term	Total Gains/Losses
11/18/2021	 Converted from USDT	38.978562	\$39.00	\$39.00	None	\$0.00	<b>\$0.00</b>
Date Acquired (Tax Lots)							
11/18/2021		38.978562 USDT	\$39.00	\$39.00	None	\$0.00	
Date Sold	Event	Amount	Proceeds	Cost Basis	Long Term	Short Term	Total Gains/Losses
11/19/2021	 Converted from CRO	30.54712903	\$15.40	\$16.70	None	-\$1.30	<b>-\$1.30</b>
Date Acquired (Tax Lots)							
11/18/2021		30.54712903 CRO	\$15.40	\$16.70	None	-\$1.30	
Date Sold	Event	Amount	Proceeds	Cost Basis	Long Term	Short Term	Total Gains/Losses
11/19/2021	 Converted from SHIB	3650990.7920583	\$156.81	\$181.04	None	-\$24.23	<b>-\$24.23</b>
Date Acquired (Tax Lots)							
11/11/2021		2778518.72651975 SHIB	\$119.34	\$142.95	None	-\$23.62	
11/18/2021		872472.06553855 SHIB	\$37.47	\$38.08	None	-\$0.61	



Date Sold	Event	Amount	Proceeds	Cost Basis	Long Term	Short Term	Total Gains/Losses
11/30/2021	 Converted from MANA	238.89618668	\$1,100.00	\$893.66	None	\$206.34	<b>\$206.34</b>


## Date Acquired (Tax Lots)

11/19/2021	41.11356314 MANA	\$189.31	\$175.58	None	\$13.73
11/18/2021	80.89042392 MANA	\$372.46	\$294.30	None	\$78.16
11/13/2021	76.42381469 MANA	\$351.89	\$255.36	None	\$96.53
11/19/2021	3.63548077 MANA	\$16.74	\$15.08	None	\$1.66
11/19/2021	36.83290416 MANA	\$169.60	\$153.34	None	\$16.26

Date Sold	Event	Amount	Proceeds	Cost Basis	Long Term	Short Term	Total Gains/Losses
12/01/2021	 Converted from SHIB	21166674.25212059	\$930.28	\$1,056.22	None	-\$125.94	<b>-\$125.94</b>

## Date Acquired (Tax Lots)

11/30/2021	21166674.25212059 SHIB	\$930.28	\$1,056.22	None	-\$125.94
------------	------------------------	----------	------------	------	-----------

Date Sold	Event	Amount	Proceeds	Cost Basis	Long Term	Short Term	Total Gains/Losses
12/09/2021	 Sold MANA	215.99221728	\$741.77	\$959.28	None	-\$217.51	<b>-\$217.51</b>

## Date Acquired (Tax Lots)

11/11/2021	0.72758067 MANA	\$2.50	\$1.96	None	\$0.54
12/01/2021	201.90537644 MANA	\$693.39	\$912.69	None	-\$219.29
11/13/2021	13.35926017 MANA	\$45.88	\$44.64	None	\$1.24