

Gain / Loss report

Yeshwanthreddy Chigulla | e6b55a65-d61a-5439-a956-4f35ad65808d | chigullayeshwanthreddy@gmail.com

About report

This report includes all taxable activity with realized gains or losses. For US customers, Sells and Converts are taxable events that realize gains. This report does not include taxable events like Staking or Coinbase Earn that result in income. For final tax obligations, please consult your tax advisor.

Summary

Cost Basis Method: **HIFO**

Data source	Long-term	Short-term	Total gains/losses
Coinbase	None	\$1,027.25	\$1,027.25
Total	None	\$1,027.25	\$1,027.25

Report legend

Short-term

The tax you pay on capital gains or losses depends on how long you hold the asset. If you hold an asset for 1 year or less, you pay the short term capital gains tax rate.

Long-term



The tax you pay on capital gains or losses depends on how long you hold the asset. If you hold an asset for 1 year and 1 day, or longer, you pay the long term capital gains tax rate.


Proceeds

The amount of money you received when you sold your cryptocurrency. If you received USD in exchange for your cryptocurrency then the cash you received is your proceeds. If you exchanged one cryptocurrency for another it will be the dollar value of the crypto you received.

Data source: Coinbase


These are taxable transactions incurring realized gains or losses where Coinbase all relevant data points.

Date Sold	Event	Amount	Proceeds	Cost Basis	Long Term	Short Term	Total Gains/Losses
03/04/2021	 Converted from COMP	0.02003476	\$9.27	\$8.99	None	\$0.28	\$0.28
Date Acquired (Tax Lots)							
	02/19/2021	0.00668375 COMP	\$3.09	\$3.00	None	\$0.09	
	02/19/2021	0.00668375 COMP	\$3.09	\$3.00	None	\$0.09	
	02/19/2021	0.00666726 COMP	\$3.08	\$2.99	None	\$0.09	
Date Sold	Event	Amount	Proceeds	Cost Basis	Long Term	Short Term	Total Gains/Losses
03/06/2021	 Converted from CGLD	1.10305841	\$4.33	\$5.86	None	-\$1.53	-\$1.53
Date Acquired (Tax Lots)							
	02/19/2021	0.36867039 CGLD	\$1.45	\$1.96	None	-\$0.51	
	02/19/2021	0.36867039 CGLD	\$1.45	\$1.96	None	-\$0.51	
	02/19/2021	0.36571763 CGLD	\$1.44	\$1.94	None	-\$0.51	

Date Sold	Event	Amount	Proceeds	Cost Basis	Long Term	Short Term	Total Gains/Losses
03/06/2021	 Converted from NU	4.06963705	\$2.77	\$3.00	None	-\$0.23	-\$0.23


Date Acquired (Tax Lots)

02/19/2021	1.35703623 NU	\$0.92	\$1.00	None	-\$0.08
02/19/2021	1.35703623 NU	\$0.92	\$1.00	None	-\$0.08
02/19/2021	1.35556459 NU	\$0.92	\$1.00	None	-\$0.08

Date Sold	Event	Amount	Proceeds	Cost Basis	Long Term	Short Term	Total Gains/Losses
03/06/2021	 Converted from GRT	1.35311895	\$2.50	\$2.98	None	-\$0.48	-\$0.48


Date Acquired (Tax Lots)


02/19/2021	0.45103965 GRT	\$0.83	\$0.99	None	-\$0.16
02/19/2021	0.45103965 GRT	\$0.83	\$0.99	None	-\$0.16
02/19/2021	0.45103965 GRT	\$0.83	\$0.99	None	-\$0.16


Date Sold	Event	Amount	Proceeds	Cost Basis	Long Term	Short Term	Total Gains/Losses
03/12/2021	 Converted from XLM	20.3455375	\$8.18	\$10.07	None	-\$1.89	-\$1.89


Date Acquired (Tax Lots)

02/19/2021	4.0506821 XLM	\$1.63	\$2.00	None	-\$0.38
02/19/2021	4.0813911 XLM	\$1.64	\$2.02	None	-\$0.38
02/19/2021	4.0506821 XLM	\$1.63	\$2.00	None	-\$0.38
02/19/2021	4.0813911 XLM	\$1.64	\$2.02	None	-\$0.38
02/19/2021	4.0813911 XLM	\$1.64	\$2.02	None	-\$0.38

Date Sold	Event	Amount	Proceeds	Cost Basis	Long Term	Short Term	Total Gains/Losses
03/12/2021	 Converted from NMR	0.07077596	\$3.01	\$3.01	None	\$0.00	\$0.00
Date Acquired (Tax Lots)							
03/12/2021		0.02355102 NMR	\$1.00	\$1.00	None	\$0.00	
03/12/2021		0.02361247 NMR	\$1.00	\$1.00	None	\$0.00	
03/12/2021		0.02361247 NMR	\$1.00	\$1.00	None	\$0.00	


Date Sold	Event	Amount	Proceeds	Cost Basis	Long Term	Short Term	Total Gains/Losses
03/13/2021	 Converted from MATIC	795.45392703	\$338.19	\$380.00	None	-\$41.81	-\$41.81
Date Acquired (Tax Lots)							
03/12/2021		795.45392703 MATIC	\$338.19	\$380.00	None	-\$41.81	

Date Sold	Event	Amount	Proceeds	Cost Basis	Long Term	Short Term	Total Gains/Losses
04/28/2021	 Converted from MATIC	268.79913984	\$200.00	\$118.19	None	\$81.81	\$81.81
Date Acquired (Tax Lots)							
03/13/2021		268.79913984 MATIC	\$200.00	\$118.19	None	\$81.81	

Date Sold	Event	Amount	Proceeds	Cost Basis	Long Term	Short Term	Total Gains/Losses
05/15/2021	 Converted from SKL	283.67868307	\$148.08	\$311.31	None	-\$163.23	-\$163.23

Date Acquired (Tax Lots)

03/12/2021	2.68558558 SKL	\$1.40	\$3.00	None	-\$1.60
03/12/2021	194.08896113 SKL	\$101.31	\$200.00	None	-\$98.69
03/12/2021	7.90678494 SKL	\$4.13	\$8.31	None	-\$4.18
03/12/2021	78.99735142 SKL	\$41.24	\$100.00	None	-\$58.76

Date Sold	Event	Amount	Proceeds	Cost Basis	Long Term	Short Term	Total Gains/Losses
10/30/2021	 Sold MANA	674.10647657	\$1,895.03	\$740.70	None	\$1,154.33	\$1,154.33

Date Acquired (Tax Lots)

03/06/2021	11.76347713 MANA	\$33.07	\$4.26	None	\$28.81
04/28/2021	134.42837085 MANA	\$377.90	\$194.81	None	\$183.09
03/06/2021	6.78663486 MANA	\$19.08	\$2.46	None	\$16.62
03/13/2021	341.52262978 MANA	\$960.08	\$327.34	None	\$632.74
03/04/2021	23.14749616 MANA	\$65.07	\$9.12	None	\$55.96
04/21/2021	148.95885315 MANA	\$418.75	\$200.00	None	\$218.75
03/06/2021	7.49901464 MANA	\$21.08	\$2.72	None	\$18.37